

Nottingham to Derby, Matlock, Stoke-on-Trent, Crewe, Birmingham, Cardiff and Bristol

**Mondays to Fridays**

Operator Train ID Days of operation/Notes 1st Class/Reservations/Bus/Ferry Catering facilities	EM	EM	EM	EM	XC	EM	EM	XC	EM	EM	XC	EM	XC	EM	XC	EM	EM	EM
	2A82 MX	1F87 MX A	1B04 B	2A06	1V42 C 1◇	1F00 D	2A08	1V03 1◇	1B10 B	1F02 E	1O06 F 1◇	1F01 G	1V44 H 1◇	2A10	1V04 1◇	1B16 B	1K53	2L12 J
Grimsby Town (GMB) d																		
Lincoln (LCN) d																0614		
Newark Castle (NCT) d															0642	0627		
Nottingham (NOT)  8 d			0514					0600	0612		0639			0653	0704	0712	0716	0727
Beeston (BEE) d			0519a					0606	0617a		0645			0659	0710	0717a	0723	0733
Attenborough (ATB) d								0609						0702	0713			0736a
Long Eaton (LGE) d	0003	0152				0610		0620				0658		0709	0724		0731	
Spondon (SPO) d								0627						0716				
Derby (DBY) 6 a	0014	0201				0619		0633			0701	0707		0722	0734		0741	
Derby (DBY) 6 d				0540	0610		0633	0638		0655	0713		0727	0735	0738		0745	
Duffield (DFI) d				0547			0640							0742				
Belper (BLP) d				0552			0645			0702a				0747				
Ambergate (AMB) d				0557			0650							0752				
Whatstandwell (WTS) d				0601			0654							0756				
Cromford (CMF) d				0606			0659							0801				
Matlock Bath (MTB) d				0609			0702							0804				
Matlock (MAT) a				0612			0705							0807				
Peartree (PEA) d																		0748
Tutbury & Hatton (TUT) d																		0759
Uttoxeter (UTT) d																		0809
Blythe Bridge (BYB) d																		0822
Longton (LGN) d																		0828
Stoke-on-Trent (SOT) d																		0835
Longport (LPT) d																		0840
Kidsgrove (KDG) d																		0846
Alsager (ASG) d																		0850
Crewe (CRE) 10 a																		0858
Willington (WIL) d															0745			
Burton-on-Trent (BUT) d					0620			0650			0723		0738		0752			
Tamworth (TAM) d					0631			0703			0734		0750		0803			
Wilnecote (WNE) d								0707							0807			
Water Orton (WTO) d																		
Birmingham New Street (BHM)  12 a					0653			0724			0755		0808		0825			
University (UNI) a								0736							0836			
Worcestershire Parkway (WOP) a								0758							0858			
Ashchurch for Tewkesbury (ASC) a																		
Cheltenham Spa (CNM) a					0750			0814				0850		0914				
Gloucester (GCR) 7 a								0823						0924				
Lydney (LYD) a																		
Chepstow (CPW) a								0853						0953				
Newport (South Wales) (NWP) a								0911						1011				
Cardiff Central (CDF) 7 a								0925						1025				
Bristol Parkway (BPW) 7 a					0826								0921					
Bristol Temple Meads (BRI) 10 a					0839								0938					

For the complete service between Lincoln and Nottingham see table 057  
 For the complete service between Stoke-on-Trent and Crewe see table 076  
 For the complete service between Water Orton and Birmingham see table 054  
 For the complete service between Birmingham and Cheltenham Spa/Cardiff/Bristol see table 132

**NOTES** (see introductory pages for explanation of train operator codes and standard symbols)

- a Arrival time
- d Departure time
- A From London St Pancras Int, see table 052
- B To London St Pancras Int, see table 052
- C To Plymouth, see table 050
- D From Leicester to Sheffield, see table 052
- E To Sheffield, see table 053
- F To Reading, see table 050
- G From London St Pancras Int to Sheffield, see table 052
- H From Leeds to Plymouth, see table 050
- J To Leicester, see table 052
- MX** Not Mondays

Nottingham to Derby, Matlock, Stoke-on-Trent, Crewe, Birmingham, Cardiff and Bristol

**Mondays to Fridays**

Operator Train ID Days of operation/Notes 1st Class/Reservations/Bus/Ferry Catering facilities	XC 1G09	EM 1F07 G	EM 2A12	XC 1V05	EM 1B22 B	EM 1K55	EM 2L14 J	XC 1G12	EM 1F12 G	XC 1V48 K	EM 2A14	XC 1V06	EM 1B28 B	EM 1K57	EM 2L56 J	XC 1G16	EM 1F17 G	XC 1V50 L	
	1◇	⌘		1◇	⌘			1◇	⌘	1◇		1◇	⌘			1◇	⌘	1◇	
Grimsby Town (GMB)	d																		0741
Lincoln (LCN)	d																		0838
Newark Castle (NCT)	d					0736								0841					0906
Nottingham (NOT)	8 d	0737		0753	0808	0813	0817	0824	0839			0854	0907	0912	0916	0929	0941		
Beeston (BEE)	d	0743		0759	0814	0818a	0823	0831	0845			0900	0913	0917a	0922	0935			
Attenborough (ATB)	d			0802				0834a				0903				0938a			
Long Eaton (LGE)	d	0752	0804	0809	0827		0831		0854	0902		0911	0926		0931			1002	
Spondon (SPO)	d			0816					0901			0918							
Derby (DBY)	6 a	0802	0814	0822	0838		0844		0907	0911		0924	0937		0944		1001	1011	
Derby (DBY)	6 d	0806		0835	0841		0848		0910		0931	0935	0940		0948		1010		1031
Duffield (DFI)	d			0842								0942							
Belper (BLP)	d			0847								0947							
Ambergate (AMB)	d			0852								0952							
Whatstandwell (WTS)	d			0856								0956							
Cromford (CMF)	d			0902								1001							
Matlock Bath (MTB)	d			0905								1004							
Matlock (MAT)	a			0908								1007							
Peartree (PEA)	d																		
Tutbury & Hatton (TUT)	d						0901								1001				
Uttoxeter (UTT)	d						0910								1010				
Blythe Bridge (BYB)	d						0924								1024				
Longton (LGN)	d						0930								1030				
Stoke-on-Trent (SOT)	d						0937								1037				
Longport (LPT)	d																		
Kidsgrove (KDG)	d						0945								1045				
Alsager (ASG)	d						0949								1049				
Crewe (CRE)	10 a						0958								1058				
Willington (WIL)	d											0948							
Burton-on-Trent (BUT)	d	0818			0852			0921		0941		0954				1021			
Tamworth (TAM)	d	0830			0903			0933				1006				1033		1050	
Wilnecote (WNE)	d	0834						0937								1037			
Water Orton (WTO)	d	0844																	
Birmingham New Street (BHM)	12 a	0855			0924			0955		1004		1024				1055		1108	
University (UNI)	a				0936							1036							
Worcestershire Parkway (WOP)	a				0958							1058							
Ashchurch for Tewkesbury (ASC)	a																		
Cheltenham Spa (CNM)	a				1014					1050		1114						1150	
Gloucester (GCR)	7 a				1025							1125							
Lydney (LYD)	a				1046														
Chepstow (CPW)	a											1153							
Newport (South Wales) (NWP)	a				1111							1211							
Cardiff Central (CDF)	7 a				1125							1225							
Bristol Parkway (BPW)	7 a									1120									1220
Bristol Temple Meads (BRI)	10 a									1131									1233

NOTES (see introductory pages for explanation of train operator codes and standard symbols)

- a Arrival time
- d Departure time
- B To London St Pancras Int, see table 052
- G From London St Pancras Int to Sheffield, see table 052
- J To Leicester, see table 052
- K From Newcastle, see table 050
- L From Edinburgh to Plymouth, see table 050

Nottingham to Derby, Matlock, Stoke-on-Trent, Crewe, Birmingham, Cardiff and Bristol

**Mondays to Fridays**

Operator Train ID Days of operation/Notes 1st Class/Reservations/Bus/Ferry Catering facilities	EM 2A16	XC 1V07	EM 1B34 B	EM 1K59	EM 2L58 J	XC 1V85 M	XC 1G22	EM 1F22 G	XC 1V52 L	EM 2A18	XC 1V08	EM 1B40 B	EM 2L60 J	XC 1G24	EM 1F27 G	XC 1V54 L	EM 2A20	XC 1V09
		1◇ ⌘	⌘			1◇ ⌘	1◇ ⌘	⌘	1◇ ⌘		1◇ ⌘	⌘		1◇ ⌘	⌘	1◇ ⌘		1◇ ⌘
Grimsby Town (GMB)	d				0839													
Lincoln (LCN)	d				0935								1035					
Newark Castle (NCT)	d			0936	1003								1104					
Nottingham (NOT)	8 d	1007	1012	1016	1027		1041				1107	1112	1127	1141				1207
Beeston (BEE)	d	1013	1017a	1022	1033						1113	1117a	1133					1213
Attenborough (ATB)	d				1036a								1136a					
Long Eaton (LGE)	d	1027		1032				1059			1126				1159			1224
Spondon (SPO)	d																	
Derby (DBY)	6 a	1038		1043			1101	1108			1136			1202	1208			1235
Derby (DBY)	6 d	1035	1041	1047		1053	1110		1131	1134	1140			1210		1231	1234	1238
Duffield (DFI)	d	1042								1141								1241
Belper (BLP)	d	1047								1146								1246
Ambergate (AMB)	d	1053								1151								1251
Whatstandwell (WTS)	d	1057								1155								1255
Cromford (CMF)	d	1103								1200								1300
Matlock Bath (MTB)	d	1106								1203								1303
Matlock (MAT)	a	1109								1206								1306
Peartree (PEA)	d																	
Tutbury & Hatton (TUT)	d			1100														
Uttoxeter (UTT)	d			1109														
Blythe Bridge (BYB)	d			1123														
Longton (LGN)	d			1129														
Stoke-on-Trent (SOT)	d			1137														
Longport (LPT)	d																	
Kidsgrove (KDG)	d			1145														
Alsager (ASG)	d			1149														
Crewe (CRE)	10 a			1158														
Willington (WIL)	d																	
Burton-on-Trent (BUT)	d		1052				1121				1151			1221				1250
Tamworth (TAM)	d		1103				1133				1203			1233		1250		1303
Wilnecote (WNE)	d						1137							1237				
Water Orton (WTO)	d																	
Birmingham New Street (BHM)	12 a		1124			1127	1155		1204		1224			1255		1308		1325
University (UNI)	a		1136								1236							1336
Worcestershire Parkway (WOP)	a		1158								1258							1358
Ashchurch for Tewkesbury (ASC)	a																	
Cheltenham Spa (CNM)	a		1214						1251		1315					1350		1414
Gloucester (GCR)	7 a		1224								1326							1425
Lydney (LYD)	a										1346							
Chepstow (CPW)	a		1253															1453
Newport (South Wales) (NWP)	a		1311								1412							1511
Cardiff Central (CDF)	7 a		1325								1425							1525
Bristol Parkway (BPW)	7 a								1320									1422
Bristol Temple Meads (BRI)	10 a								1333									1433

NOTES (see introductory pages for explanation of train operator codes and standard symbols)

- a Arrival time
- d Departure time
- B To London St Pancras Int, see table 052
- G From London St Pancras Int to Sheffield, see table 052
- J To Leicester, see table 052
- L From Edinburgh to Plymouth, see table 050
- M From Newcastle to Banbury, see table 050

## Nottingham to Derby, Matlock, Stoke-on-Trent, Crewe, Birmingham, Cardiff and Bristol

## Mondays to Fridays

Operator Train ID Days of operation/Notes 1st Class/Reservations/Bus/Ferry Catering facilities	EM 1B46 B	EM 1K63	EM 2L62 J	XC 1V87 M 1◇	XC 1G26 1◇	EM 1F32 G	XC 1V56 N 1◇	EM 2A22	XC 1V10 1◇	EM 1B52 B	EM 1K65	XC 1G30 1◇	EM 1F37 G	XC 1V58 P 1◇	EM 2A24	XC 1V11 1◇	EM 1B58 B	EM 1K67
Grimsby Town (GMB)	d		1041															
Lincoln (LCN)	d		1135															
Newark Castle (NCT)	d	1136	1203								1243							1343
Nottingham (NOT)	8 d	1212	1216	1227		1241			1307	1312	1316	1341				1407	1412	1416
Beeston (BEE)	d	1217a	1222	1233					1313	1317a	1322					1413	1417a	1422
Attenborough (ATB)	d			1236a														
Long Eaton (LGE)	d		1231			1259			1324		1331		1358			1424		1432
Spondon (SPO)	d																	
Derby (DBY)	6 a		1243		1301	1308			1335		1344	1402	1407			1435		1443
Derby (DBY)	6 d		1248	1253	1310		1331	1334	1338		1348	1410		1431	1434	1438		1448
Duffield (DFI)	d							1341							1441			
Belper (BLP)	d							1346							1446			
Ambergate (AMB)	d							1351							1451			
Whatstandwell (WTS)	d							1355							1455			
Cromford (CMF)	d							1400							1500			
Matlock Bath (MTB)	d							1403							1503			
Matlock (MAT)	a							1406							1506			
Peartree (PEA)	d																	
Tutbury & Hatton (TUT)	d		1301								1402							1501
Uttoxeter (UTT)	d		1310								1411							1510
Blythe Bridge (BYB)	d		1324								1425							1524
Longton (LGN)	d		1330								1431							1530
Stoke-on-Trent (SOT)	d		1337								1437							1537
Longport (LPT)	d																	
Kidsgrove (KDG)	d		1345								1445							1546
Alsager (ASG)	d		1349								1449							1550
Crewe (CRE)	10 a		1358								1458							1558
Willington (WIL)	d				1317													
Burton-on-Trent (BUT)	d				1324		1341		1350			1421				1450		
Tamworth (TAM)	d				1336				1403			1433		1450		1503		
Wilnecote (WNE)	d											1437						
Water Orton (WTO)	d																	
Birmingham New Street (BHM)	12 a			1327	1355		1404		1424			1456		1508		1526		
University (UNI)	a								1436							1536		
Worcestershire Parkway (WOP)	a								1458							1558		
Ashchurch for Tewkesbury (ASC)	a																	
Cheltenham Spa (CNM)	a						1450		1514					1550		1614		
Gloucester (GCR)	7 a								1525							1624		
Lydney (LYD)	a															1645		
Chepstow (CPW)	a									1553						1655		
Newport (South Wales) (NWP)	a									1611						1713		
Cardiff Central (CDF)	7 a									1625						1726		
Bristol Parkway (BPW)	7 a						1520									1621		
Bristol Temple Meads (BRI)	10 a						1534									1632		

NOTES (see introductory pages for explanation of train operator codes and standard symbols)

a Arrival time  
d Departure time

B To London St Pancras Int, see table 052  
G From London St Pancras Int to Sheffield, see table 052  
J To Leicester, see table 052  
M From Newcastle to Banbury, see table 050  
N From Glasgow Central to Plymouth, see table 050  
P From Edinburgh to Penzance, see table 050

Nottingham to Derby, Matlock, Stoke-on-Trent, Crewe, Birmingham, Cardiff and Bristol

**Mondays to Fridays**

Operator Train ID Days of operation/Notes 1st Class/Reservations/Bus/Ferry Catering facilities	EM 2L66 J	XC 1G38	EM 1F42 G	XC 1V60 Q	EM 2A26	XC 1V12	EM 1B64 B	EM 1K69	EM 2L68 J	XC 1G46	EM 1F47 G	XC 1V62 R	EM 2A28	XC 1V13	EM 1B98 B	EM 2L70 J	EM	XC 1G52	
		1◇	⌘	1◇		1◇	⌘			1◇	⌘	1◇		1◇	⌘		⌘	1◇	
Grimsby Town (GMB)	d	1241																	
Lincoln (LCN)	d	1336							1437									1438	
Newark Castle (NCT)	d	1404						1436	1504									1532	
Nottingham (NOT)	d	1427	1441			1507	1512	1516	1528	1541				1554	1607	1612	1628		1641
Beeston (BEE)	d	1433				1513	1517a	1522	1534					1600	1613	1617a	1634		
Attenborough (ATB)	d	1437a							1537a					1603			1637a		
Long Eaton (LGE)	d			1459		1524		1531			1559			1610	1624				
Spondon (SPO)	d													1616					
Derby (DBY)	a		1501	1508		1535		1543		1601	1609			1622	1635				1702
Derby (DBY)	d		1510		1528	1534	1538	1548		1610		1631		1634	1638			1645	1710
Duffield (DFI)	d					1541								1641					
Belper (BLP)	d					1546								1646					
Ambergate (AMB)	d					1551								1651					
Whatstandwell (WTS)	d					1555								1655					
Cromford (CMF)	d					1600								1700					
Matlock Bath (MTB)	d					1603								1703					
Matlock (MAT)	a					1606								1706					
Peartree (PEA)	d																		
Tutbury & Hatton (TUT)	d							1601											
Uttoxeter (UTT)	d							1610											
Blythe Bridge (BYB)	d							1624											
Longton (LGN)	d							1630											
Stoke-on-Trent (SOT)	d							1637											
Longport (LPT)	d																	1817a	
Kidsgrove (KDG)	d							1645											
Alsager (ASG)	d							1649											
Crewe (CRE)	a							1658											
Willington (WIL)	d		1517																1717
Burton-on-Trent (BUT)	d		1524		1539	1550				1621				1650					1724
Tamworth (TAM)	d		1536			1603				1632		1649		1703					1736
Wilnecote (WNE)	d									1636									
Water Orton (WTO)	d																		
Birmingham New Street (BHM)	a		1555		1604	1624				1655		1706		1723					1755
University (UNI)	a					1636								1736					
Worcestershire Parkway (WOP)	a					1658								1758					
Ashchurch for Tewkesbury (ASC)	a					1708								1808					
Cheltenham Spa (CNM)	a				1650	1718						1750		1818					
Gloucester (GCR)	a					1727								1827					
Lydney (LYD)	a					1749													
Chepstow (CPW)	a																		
Newport (South Wales) (NWP)	a															1915			
Cardiff Central (CDF)	a													1928					
Bristol Parkway (BPW)	a					1721						1821							
Bristol Temple Meads (BRI)	a					1732						1833							

NOTES (see introductory pages for explanation of train operator codes and standard symbols)

- a Arrival time
- d Departure time
- B To London St Pancras Int, see table 052
- G From London St Pancras Int to Sheffield, see table 052
- J To Leicester, see table 052
- Q From Aberdeen to Plymouth, see table 050
- R From Edinburgh, see table 050

## Nottingham to Derby, Matlock, Stoke-on-Trent, Crewe, Birmingham, Cardiff and Bristol

## Mondays to Fridays

Operator	EM	XC	EM	XC	EM	EM	XC	EM	EM	XC	XC	EM	EM	EM	XC	EM	XC	EM
Train ID	1F52	1V64	2A30	1V14	1B76	1K73	1G54	1F56	2A32	1V66	1V15	1B82	1K75	2L74	1G57	1F62	1V68	EM
Days of operation/Notes	G	L		◇	B		◇	G		R	◇	B		J	◇	G	L	2A34
1st Class/Reservations/Bus/Ferry	⚡	⚡		◇	⚡		◇	⚡		⚡	◇	⚡			⚡	⚡	◇	
Catering facilities	⚡	⚡		◇	⚡		◇	⚡		⚡	◇	⚡			⚡	⚡	◇	
Grimsby Town (GMB)	d																	1641
Lincoln (LCN)	d																	1737
Newark Castle (NCT)	d					1639									1736	1808		
Nottingham (NOT)	d		1654	1707	1712	1716	1741		1754		1805	1810	1816	1837	1845			
Beeston (BEE)	d		1700	1713	1717a	1722			1800		1811	1815a	1822	1843				
Attenborough (ATB)	d		1703						1803					1846a				
Long Eaton (LGE)	d	1659	1710	1724		1732	1753	1804	1810		1821		1831			1903		
Spondon (SPO)	d		1716				1800		1816									
Derby (DBY)	a	1708	1722	1734		1742	1806	1813	1822		1831		1842		1907	1912		
Derby (DBY)	d		1731	1734	1738		1746	1810		1824	1831	1838		1848		1912		1931
Duffield (DFI)	d		1741							1831								1942
Belper (BLP)	d		1746							1836								1947
Ambergate (AMB)	d		1751							1841								1952
Whatstandwell (WTS)	d		1755							1845								1956
Cromford (CMF)	d		1800							1850								2001
Matlock Bath (MTB)	d		1803							1853								2004
Matlock (MAT)	a		1806							1856								2007
Peartree (PEA)	d					1749												
Tutbury & Hatton (TUT)	d					1801							1901					
Uttoxeter (UTT)	d					1810							1910					
Blythe Bridge (BYB)	d					1824							1924					
Longton (LGN)	d					1830							1930					
Stoke-on-Trent (SOT)	d					1837							1937					
Longport (LPT)	d																	
Kidsgrove (KDG)	d					1845							1945					
Alsager (ASG)	d					1849							1949					
Crewe (CRE)	a					1858							1958					
Willington (WIL)	d						1817											
Burton-on-Trent (BUT)	d		1742		1750		1824				1850				1923		1941	
Tamworth (TAM)	d				1803		1836			1849	1903				1935			
Wilnecote (WNE)	d				1807										1939			
Water Orton (WTO)	d																	
Birmingham New Street (BHM)	a		1806		1824		1855			1906	1924				1956		2005	
University (UNI)	a				1836									1936				
Worcestershire Parkway (WOP)	a				1858									1958				
Ashchurch for Tewkesbury (ASC)	a																	
Cheltenham Spa (CNM)	a		1850		1914				1950	2014							2051	
Gloucester (GCR)	a		1902		1924									2023				
Lydney (LYD)	a																	
Chepstow (CPW)	a																	
Newport (South Wales) (NWP)	a				2012						2109							
Cardiff Central (CDF)	a				2026						2124							
Bristol Parkway (BPW)	a		1936							2020								2121
Bristol Temple Meads (BRI)	a		1946							2032								2137

NOTES (see introductory pages for explanation of train operator codes and standard symbols)

a Arrival time  
d Departure time

B To London St Pancras Int, see table 052  
G From London St Pancras Int to Sheffield, see table 052  
J To Leicester, see table 052  
L From Edinburgh to Plymouth, see table 050  
R From Edinburgh, see table 050

## Nottingham to Derby, Matlock, Stoke-on-Trent, Crewe, Birmingham, Cardiff and Bristol

## Mondays to Fridays

Operator Train ID Days of operation/Notes 1st Class/Reservations/Bus/Ferry Catering facilities	XC 1V16 S 11◇	EM 1B88 B ♫	EM 1K77	EM 2L76 J	XC 1G83 11◇	EM 1B94 B ♫	EM 1F67 G ♫	EM 2A36	XC 1V70 R 11◇ ♫	EM 1K79	EM 2L78 J	XC 1M72 K 11◇ ♫	XC 1G89 11◇	EM 1B96 B ♫	EM 1F72 G ♫	XC 1V71 R 11◇ ♫	EM 2A38	EM 1K81	
Grimsby Town (GMB)	d																		
Lincoln (LCN)	d				1835								1838 1932						
Newark Castle (NCT)	d			1843	1903						1945	2001							
Nottingham (NOT)	8 d	1908	1912	1918	1927	1935	2011			2016	2024		2041	2048				2119	
Beeston (BEE)	d	1914	1918a	1924	1933	1941	2016a			2022	2031		2047	2054a				2126	
Attenborough (ATB)	d				1937a							2034a							
Long Eaton (LGE)	d	1928		1934		1953		2003		2031			2056		2103			2134	
Spondon (SPO)	d																		
Derby (DBY)	6 a	1938		1944		2004		2012		2041			2106		2112			2144	
Derby (DBY)	6 d	1941		1948		2010			2023	2031	2047		2053	2110		2131	2137	2148	
Duffield (DFI)	d								2030									2144	
Belper (BLP)	d								2035									2149	
Ambergate (AMB)	d								2040									2154	
Whatstandwell (WTS)	d								2044									2158	
Cromford (CMF)	d								2049									2203	
Matlock Bath (MTB)	d								2052									2206	
Matlock (MAT)	a								2055									2209	
Peartree (PEA)	d																		
Tutbury & Hatton (TUT)	d			2001						2101								2201	
Uttoxeter (UTT)	d			2010						2110								2210	
Blythe Bridge (BYB)	d			2024						2124								2224	
Longton (LGN)	d			2030						2130								2230	
Stoke-on-Trent (SOT)	d			2037						2137								2237	
Longport (LPT)	d																		
Kidsgrove (KDG)	d			2045						2145								2245	
Alsager (ASG)	d			2049						2149								2249	
Crewe (CRE)	10 a			2058						2158								2258	
Willington (WIL)	d												2117						
Burton-on-Trent (BUT)	d	1953				2021							2124			2141			
Tamworth (TAM)	d	2005				2033			2049				2136			2151			
Wilnecote (WNE)	d					2037							2140						
Water Orton (WTO)	d																		
Birmingham New Street (BHM)	12 a	2024				2055			2106			2130	2158			2208			
University (UNI)	a	2036																	
Worcestershire Parkway (WOP)	a	2058																	
Ashchurch for Tewkesbury (ASC)	a																		
Cheltenham Spa (CNM)	a	2114							2150							2250			
Gloucester (GCR)	7 a	2123							2200										
Lydney (LYD)	a	2143																	
Chepstow (CPW)	a	2153																	
Newport (South Wales) (NWP)	a	2216																	
Cardiff Central (CDF)	7 a	2236c																	
Bristol Parkway (BPW)	7 a								2231								2320		
Bristol Temple Meads (BRI)	10 a								2244								2331		

## NOTES (see introductory pages for explanation of train operator codes and standard symbols)

- a Arrival time  
d Departure time  
c On Fridays arrives 2229

- B To London St Pancras Int, see table 052  
G From London St Pancras Int to Sheffield, see table 052  
J To Leicester, see table 052  
K From Newcastle, see table 050  
R From Edinburgh, see table 050  
S Also calls at Caldicot 2201 and Severn Tunnel Jn 2204

## Nottingham to Derby, Matlock, Stoke-on-Trent, Crewe, Birmingham, Cardiff and Bristol

## Mondays to Fridays

Operator Train ID Days of operation/Notes 1st Class/Reservations/Bus/Ferry Catering facilities	XC 1G90	EM 1B99 B	EM 2L82 J	EM 1F77 G	EM 2A40	NT 1Y36 E	XC 1M00 R	EM 1F82 G	EM 2A42	EM 2L88 J	EM 1F85 G	EM 2A82	EM 1F87 TSM A
Grimsby Town (GMB)	d												
Lincoln (LCN)	d												
Newark Castle (NCT)	d												
Nottingham (NOT)	8 d	2136	2140	2158		2215			2257	2320		2348	
Beeston (BEE)	d	2142	2148a	2204						2326a		2353	
Attenborough (ATB)	d	2145		2208a								2357	
Long Eaton (LGE)	d	2153			2159			2300			2359	0003	0152
Spondon (SPO)	d	2200											
Derby (DBY)	6 a	2206			2210	2236		2309	2319		0008	0014	0201
Derby (DBY)	6 d	2210			2234		2250						
Duffield (DFI)	d				2241								
Belper (BLP)	d				2246								
Ambergate (AMB)	d				2251								
Whatstandwell (WTS)	d				2255								
Cromford (CMF)	d				2300								
Matlock Bath (MTB)	d				2303								
Matlock (MAT)	a				2306								
Peartree (PEA)	d												
Tutbury & Hatton (TUT)	d												
Uttoxeter (UTT)	d												
Blythe Bridge (BYB)	d												
Longton (LGN)	d												
Stoke-on-Trent (SOT)	d												
Longport (LPT)	d												
Kidsgrove (KDG)	d												
Alsager (ASG)	d												
Crewe (CRE)	10 a												
Willington (WIL)	d												
Burton-on-Trent (BUT)	d	2221					2300						
Tamworth (TAM)	d	2232					2310						
Wilnecote (WNE)	d	2236											
Water Orton (WTO)	d												
Birmingham New Street (BHM)	12 a	2301					2327						
University (UNI)	a												
Worcestershire Parkway (WOP)	a												
Ashchurch for Tewkesbury (ASC)	a												
Cheltenham Spa (CNM)	a												
Gloucester (GCR)	7 a												
Lydney (LYD)	a												
Chepstow (CPW)	a												
Newport (South Wales) (NWP)	a												
Cardiff Central (CDF)	7 a												
Bristol Parkway (BPW)	7 a												
Bristol Temple Meads (BRI)	10 a												

NOTES (see introductory pages for explanation of train operator codes and standard symbols)

a Arrival time  
d Departure time

A From London St Pancras Int, see table 052  
B To London St Pancras Int, see table 052  
E To Sheffield, see table 053  
G From London St Pancras Int to Sheffield, see table 052  
J To Leicester, see table 052  
R From Edinburgh, see table 050

TSM Tuesday to Saturday mornings



Nottingham to Derby, Matlock, Stoke-on-Trent, Crewe, Birmingham, Cardiff and Bristol

Saturdays



Operator Train ID Days of operation/Notes 1st Class/Reservations/Bus/Ferry Catering facilities	EM 2A82	EM 1F87 A	EM 2A06	XC 1V42 B 1◇	EM 2A08	EM 1F00 C	XC 1V03	EM 1B10 D	EM 1F02 E	XC 1O06 F 1◇	EM 1F03 G	EM 2A10	XC 1V44 H 1◇	XC 1V04	EM 1B16 D	EM 1K53	EM 2L52 J	XC 1G96 1◇	
Grimsby Town (GMB)	d																		
Lincoln (LCN)	d																	0629	
Newark Castle (NCT)	d																	0658	
Nottingham (NOT)	8 d				0542		0600	0612		0642				0703	0712	0716	0726	0737	
Beeston (BEE)	d				0548		0606	0617a		0648				0709	0717a	0722	0733	0743	
Attenborough (ATB)	d				0551		0609										0736a		
Long Eaton (LGE)	d	0003	0152		0558	0613	0617				0701			0721		0731		0752	
Spondon (SPO)	d				0605		0624												
Derby (DBY)	6 a	0014	0201		0611	0622	0631			0704	0709			0731		0742		0802	
Derby (DBY)	6 d			0542	0610	0630	0637		0655	0713		0724	0727	0736		0746		0806	
Duffield (DFI)	d			0549		0637						0731							
Belper (BLP)	d			0554		0642			0702a			0736							
Ambergate (AMB)	d			0559		0647						0741							
Whatstandwell (WTS)	d			0603		0651						0745							
Cromford (CMF)	d			0608		0657						0750							
Matlock Bath (MTB)	d			0611		0659						0753							
Matlock (MAT)	a			0614		0702						0756							
Peartree (PEA)	d																0749		
Tutbury & Hatton (TUT)	d																0801		
Uttoxeter (UTT)	d																0810		
Blythe Bridge (BYB)	d																0822		
Longton (LGN)	d																0828		
Stoke-on-Trent (SOT)	d																0835		
Longport (LPT)	d																0840		
Kidsgrove (KDG)	d																0846		
Alsager (ASG)	d																0850		
Crewe (CRE)	10 a																0858		
Willington (WIL)	d															0743			
Burton-on-Trent (BUT)	d			0620			0649			0723			0738	0750				0818	
Tamworth (TAM)	d			0631			0702			0734			0750	0803				0830	
Wilnecote (WNE)	d						0706							0807				0834	
Water Orton (WTO)	d																	0844	
Birmingham New Street (BHM)	12 a			0648			0724			0755			0808	0824				0855	
University (UNI)	a						0736										0836		
Worcestershire Parkway (WOP)	a						0758										0858		
Ashchurch for Tewkesbury (ASC)	a																		
Cheltenham Spa (CNM)	a			0750			0814					0850	0914						
Gloucester (GCR)	7 a						0825							0924					
Lydney (LYD)	a																		
Chepstow (CPW)	a						0853							0953					
Newport (South Wales) (NWP)	a						0912							1012					
Cardiff Central (CDF)	7 a						0926							1027					
Bristol Parkway (BPW)	7 a			0820									0921						
Bristol Temple Meads (BRI)	10 a			0836									0934						

NOTES (see introductory pages for explanation of train operator codes and standard symbols)

- a Arrival time
- d Departure time
- A From London St Pancras Int, see table 052
- B To Plymouth, see table 050
- C From Leicester to Sheffield, see table 052
- D To London St Pancras Int, see table 052
- E To Sheffield, see table 053
- F To Reading, see table 050
- G From London St Pancras Int to Sheffield, see table 052
- H From Leeds to Plymouth, see table 050
- J To Leicester, see table 052

## Nottingham to Derby, Matlock, Stoke-on-Trent, Crewe, Birmingham, Cardiff and Bristol

## Saturdays

Operator Train ID Days of operation/Notes 1st Class/Reservations/Bus/Ferry Catering facilities	EM 1F07 G	XC 1V46 K 1◇	EM 2A12	XC 1V05 1◇	EM 1B22 D	EM 1K55	EM 2L54 L	XC 1G12 1◇	EM 1F12 G	XC 1V48 M 1◇	EM 2A14	XC 1V06 1◇	EM 1B28 D	EM 1K57	EM 2L56 J	XC 1G16 1◇	EM 1F17 G	XC 1V50 N 1◇	
Grimsby Town (GMB) d							0642												
Lincoln (LCN) d							0739										0839		
Newark Castle (NCT) d						0736	0806							0841		0907			
Nottingham (NOT)  8 d				0807	0812	0817	0831	0841				0907	0912	0917		0929	0941		
Beeston (BEE) d				0813	0817a	0822	0837					0913	0917a	0923		0935			
Attenborough (ATB) d							0841a									0939a			
Long Eaton (LGE) d	0757			0826		0831			0859			0924		0932				0959	
Spondon (SPO) d								0858											
Derby (DBY) 6 a	0806			0837		0844		0904	0908			0935		0943			1001	1008	
Derby (DBY) 6 d		0828	0833	0842		0848		0910		0931	0933	0938		0948			1010		1031
Duffield (DFI) d			0840									0940							
Belper (BLP) d			0845									0945							
Ambergate (AMB) d			0850									0950							
Whatstandwell (WTS) d			0854									0954							
Cromford (CMF) d			0859									0959							
Matlock Bath (MTB) d			0902									1002							
Matlock (MAT) a			0905									1005							
Peartree (PEA) d																			
Tutbury & Hatton (TUT) d						0901								1001					
Uttoxeter (UTT) d						0910								1010					
Blythe Bridge (BYB) d						0924								1024					
Longton (LGN) d						0930								1030					
Stoke-on-Trent (SOT) d						0937								1037					
Longport (LPT) d																			
Kidsgrove (KDG) d						0945								1045					
Alsager (ASG) d						0949								1049					
Crewe (CRE) 10 a						0958								1058					
Willington (WIL) d												0946							
Burton-on-Trent (BUT) d		0838		0853				0921		0941		0952				1021			
Tamworth (TAM) d		0849		0904				0933				1003				1033		1050	
Wilnecote (WNE) d								0937								1037			
Water Orton (WTO) d																			
Birmingham New Street (BHM)  12 a		0906		0924				0955		1004		1024				1055		1108	
University (UNI) a				0936								1036							
Worcestershire Parkway (WOP) a				0958								1058							
Ashchurch for Tewkesbury (ASC) a																			
Cheltenham Spa (CNM) a		0950		1014						1050		1114						1150	
Gloucester (GCR) 7 a				1023								1124							
Lydney (LYD) a				1046															
Chepstow (CPW) a												1153							
Newport (South Wales) (NWP) a						1111						1212							
Cardiff Central (CDF) 7 a				1125								1226							
Bristol Parkway (BPW) 7 a		1020								1121									1225
Bristol Temple Meads (BRI) 10 a		1036								1135									1238

## NOTES (see introductory pages for explanation of train operator codes and standard symbols)

- a Arrival time  
d Departure time
- D To London St Pancras Int, see table 052  
G From London St Pancras Int to Sheffield, see table 052  
J To Leicester, see table 052  
K From York to Plymouth, see table 050  
L From Cleethorpes to Leicester, see table 052  
M From York, see table 053  
N From Edinburgh to Plymouth, see table 050

## Nottingham to Derby, Matlock, Stoke-on-Trent, Crewe, Birmingham, Cardiff and Bristol

## Saturdays

Operator	EM	XC	EM	EM	XC	EM	XC	EM	XC	EM	XC	EM	XC	EM	XC	EM	XC	EM
Train ID	2A16	1V07	1B34	1K59	2L58	1G22	1F22	1V52	2A18	1V08	1B40	2L60	1G24	1F27	1V54	2A20	1V09	1B46
Days of operation/Notes			D		J		G	N			D	J		G	P			D
1st Class/Reservations/Bus/Ferry		1◇				1◇		1◇		1◇			1◇		1◇		1◇	
Catering facilities		⌘	⌘				⌘	⌘		⌘	⌘		⌘	⌘	⌘		⌘	⌘
Grimsby Town (GMB)	d				0838													
Lincoln (LCN)	d				0933							1036						
Newark Castle (NCT)	d			0940	1003							1104						
Nottingham (NOT)	d	1007	1012	1016	1030	1041				1107	1112	1129	1141				1207	1212
Beeston (BEE)	d	1013	1017a	1022	1036					1113	1117a	1137					1213	1217a
Attenborough (ATB)	d				1040a							1140a						
Long Eaton (LGE)	d	1024		1031			1059			1124				1159				1224
Spondon (SPO)	d																	
Derby (DBY)	a	1034		1043		1101	1108			1135			1201	1208				1235
Derby (DBY)	d	1033	1038		1048		1110		1131	1133	1138		1210		1231	1234	1238	
Duffield (DFI)	d	1040								1140						1241		
Belper (BLP)	d	1045								1145						1246		
Ambergate (AMB)	d	1050								1150						1251		
Whatstandwell (WTS)	d	1054								1154						1255		
Cromford (CMF)	d	1059								1159						1300		
Matlock Bath (MTB)	d	1102								1202						1303		
Matlock (MAT)	a	1105								1205						1306		
Peartree (PEA)	d																	
Tutbury & Hatton (TUT)	d				1101													
Uttoxeter (UTT)	d				1110													
Blythe Bridge (BYB)	d				1124													
Longton (LGN)	d				1130													
Stoke-on-Trent (SOT)	d				1137													
Longport (LPT)	d																	
Kidsgrove (KDG)	d				1145													
Alsager (ASG)	d				1149													
Crewe (CRE)	a				1158													
Willington (WIL)	d																	
Burton-on-Trent (BUT)	d		1050			1121		1142		1150			1221				1250	
Tamworth (TAM)	d		1103			1133				1203			1233		1250		1303	
Wilnecote (WNE)	d					1137							1237					
Water Orton (WTO)	d																	
Birmingham New Street (BHM)	a		1124			1155		1206		1224			1255		1308		1324	
University (UNI)	a		1136							1236							1336	
Worcestershire Parkway (WOP)	a		1158							1258							1358	
Ashchurch for Tewkesbury (ASC)	a																	
Cheltenham Spa (CNM)	a		1214					1250		1314					1350		1414	
Gloucester (GCR)	a		1223							1323							1424	
Lydney (LYD)	a									1346								
Chepstow (CPW)	a		1253														1453	
Newport (South Wales) (NWP)	a		1312							1411							1511	
Cardiff Central (CDF)	a		1325							1425							1525	
Bristol Parkway (BPW)	a							1321							1422			
Bristol Temple Meads (BRI)	a							1336							1434			

NOTES (see introductory pages for explanation of train operator codes and standard symbols)

a Arrival time

d Departure time

D To London St Pancras Int, see table 052

G From London St Pancras Int to Sheffield, see table 052

J To Leicester, see table 052

N From Edinburgh to Plymouth, see table 050

P From Edinburgh, see table 050

## Nottingham to Derby, Matlock, Stoke-on-Trent, Crewe, Birmingham, Cardiff and Bristol

## Saturdays

Operator Train ID Days of operation/Notes 1st Class/Reservations/Bus/Ferry Catering facilities	EM 1K63	EM 2L62 L	XC 1V87 Q 1◇ ⌘	XC 1G26 1◇ ⌘	EM 1F32 G ⌘	XC 1V56 R 1◇ ⌘	EM 2A22	XC 1V10 1◇ ⌘	EM 1B52 D ⌘	EM 1K65	XC 1G30 1◇ ⌘	EM 1F37 G ⌘	XC 1V58 S 1◇ ⌘	EM 2A24	XC 1V11 1◇ ⌘	EM 1B58 D ⌘	EM 1K67	EM 2L66 J	
Grimsby Town (GMB)	d	1038																1240	
Lincoln (LCN)	d	1133																1335	
Newark Castle (NCT)	d	1136	1202							1243							1343	1403	
Nottingham (NOT)	d	1216	1227		1241				1307	1312	1316	1341				1407	1412	1417	1427
Beeston (BEE)	d	1222	1233						1313	1317a	1322					1413	1417a	1423	1433
Attenborough (ATB)	d		1237a																1437a
Long Eaton (LGE)	d	1231			1259				1324		1331		1359			1424		1432	
Spondon (SPO)	d																		
Derby (DBY)	a	1243			1301	1308			1335		1344	1401	1408			1435		1443	
Derby (DBY)	d	1248		1253	1310		1331	1333	1338		1348	1410		1431	1433	1438		1448	
Duffield (DFI)	d							1340								1440			
Belper (BLP)	d							1345								1445			
Ambergate (AMB)	d							1350								1450			
Whatstandwell (WTS)	d							1354								1454			
Cromford (CMF)	d							1359								1459			
Matlock Bath (MTB)	d							1402								1502			
Matlock (MAT)	a							1405								1505			
Peartree (PEA)	d																		
Tutbury & Hatton (TUT)	d	1301									1401							1501	
Uttoxeter (UTT)	d	1310									1410							1510	
Blythe Bridge (BYB)	d	1324									1424							1524	
Longton (LGN)	d	1330									1430							1530	
Stoke-on-Trent (SOT)	d	1337									1437							1537	
Longport (LPT)	d																		
Kidsgrove (KDG)	d	1345									1445							1545	
Alsager (ASG)	d	1349									1449							1549	
Crewe (CRE)	a	1358									1458							1558	
Willington (WIL)	d				1317														
Burton-on-Trent (BUT)	d				1324		1341		1350			1421				1450			
Tamworth (TAM)	d				1336				1403			1433		1450		1503			
Wilnecote (WNE)	d											1437							
Water Orton (WTO)	d																		
Birmingham New Street (BHM)	a			1328	1355		1404		1425			1456		1508		1524			
University (UNI)	a								1436							1536			
Worcestershire Parkway (WOP)	a								1458							1558			
Ashchurch for Tewkesbury (ASC)	a																		
Cheltenham Spa (CNM)	a					1450		1514					1550		1614				
Gloucester (GCR)	a							1524							1623				
Lydney (LYD)	a														1646				
Chepstow (CPW)	a								1553						1655				
Newport (South Wales) (NWP)	a								1611						1713				
Cardiff Central (CDF)	a								1625						1727				
Bristol Parkway (BPW)	a					1521								1621					
Bristol Temple Meads (BRI)	a					1536								1634					

## NOTES (see introductory pages for explanation of train operator codes and standard symbols)

- a Arrival time  
d Departure time
- D To London St Pancras Int, see table 052  
G From London St Pancras Int to Sheffield, see table 052  
J To Leicester, see table 052  
L From Cleethorpes to Leicester, see table 052  
Q From Newcastle, see table 050  
R From Glasgow Central to Plymouth, see table 050  
S From Edinburgh to Penzance, see table 050

## Nottingham to Derby, Matlock, Stoke-on-Trent, Crewe, Birmingham, Cardiff and Bristol

## Saturdays

Operator Train ID Days of operation/Notes 1st Class/Reservations/Bus/Ferry Catering facilities	XC 1G38	EM 1F42 G	XC 1V60 T	EM 2A26	XC 1V12	EM 1B64 D	EM 1K69	EM 2L68 J	XC 1G46	EM 1F47 G	XC 1V62 P	EM 2A28	XC 1V13	EM 1B70 D	EM 2L70 J	XC 1G52	EM 1F52 G	XC 1V64 N
	1◇	♯	1◇		1◇	♯			1◇	♯	1◇		1◇	♯		1◇	♯	1◇
Grimsby Town (GMB)	d																	
Lincoln (LCN)	d							1437							1438			
Newark Castle (NCT)	d						1438	1506							1533			
Nottingham (NOT)	d	1441			1507	1512	1516	1529	1541				1607	1612	1632	1641		
Beeston (BEE)	d				1513	1517a	1522	1535					1613	1617a	1639			
Attenborough (ATB)	d							1539a							1642a			
Long Eaton (LGE)	d		1458		1524		1531			1559			1624				1658	
Spondon (SPO)	d																	
Derby (DBY)	a	1501	1507		1535		1544		1601	1608			1635			1701	1708	
Derby (DBY)	d	1510		1528	1533	1539		1548		1610		1631	1633	1638			1710	1731
Duffield (DFI)	d			1540									1640					
Belper (BLP)	d			1545									1645					
Ambergate (AMB)	d			1550									1650					
Whatstandwell (WTS)	d			1554									1654					
Cromford (CMF)	d			1559									1659					
Matlock Bath (MTB)	d			1602									1702					
Matlock (MAT)	a			1605									1705					
Peartree (PEA)	d																	
Tutbury & Hatton (TUT)	d						1601											
Uttoxeter (UTT)	d						1610											
Blythe Bridge (BYB)	d						1624											
Longton (LGN)	d						1630											
Stoke-on-Trent (SOT)	d						1637											
Longport (LPT)	d																	
Kidsgrove (KDG)	d						1645											
Alsager (ASG)	d						1649											
Crewe (CRE)	a						1658											
Willington (WIL)	d	1517														1717		
Burton-on-Trent (BUT)	d	1524		1539		1550			1621				1650			1724		1741
Tamworth (TAM)	d	1536				1603			1633		1649		1703			1736		
Wilnecote (WNE)	d								1637									
Water Orton (WTO)	d																	
Birmingham New Street (BHM)	a	1555		1603		1624			1655		1706		1724			1755		1804
University (UNI)	a					1636							1736					
Worcestershire Parkway (WOP)	a					1658							1758					
Ashchurch for Tewkesbury (ASC)	a												1808					
Cheltenham Spa (CNM)	a			1650		1714					1750		1818					1850
Gloucester (GCR)	a					1725							1827					
Lydney (LYD)	a					1746												
Chepstow (CPW)	a																	
Newport (South Wales) (NWP)	a					1811							1912					
Cardiff Central (CDF)	a					1827							1925					
Bristol Parkway (BPW)	a			1721							1820							1921
Bristol Temple Meads (BRI)	a			1735							1834							1936

NOTES (see introductory pages for explanation of train operator codes and standard symbols)

a Arrival time

d Departure time

D To London St Pancras Int, see table 052

G From London St Pancras Int to Sheffield, see table 052

J To Leicester, see table 052

N From Edinburgh to Plymouth, see table 050

P From Edinburgh, see table 050

T From Aberdeen to Penzance, see table 050

## Nottingham to Derby, Matlock, Stoke-on-Trent, Crewe, Birmingham, Cardiff and Bristol

## Saturdays

Operator	EM	XC	EM	EM	XC	EM	XC	EM	XC	EM	EM	EM	XC	EM	XC	EM	XC	EM	
Train ID	2A30	1V14	1B76	1K73	1G54	1F57	1V66	2A32	1V15	1B82	1K75	2L74	1G57	1F62	1V68	2A34	1V16	1B88	
Days of operation/Notes		1◇	D		1◇	G	P		1◇	D		J	1◇	G	N		U	D	
1st Class/Reservations/Bus/Ferry																			
Catering facilities																			
Grimsby Town (GMB)	d												1638						
Lincoln (LCN)	d												1731						
Newark Castle (NCT)	d			1636								1736	1759						
Nottingham (NOT)	d		1707	1712	1716	1741				1807	1812	1816	1827	1845				1907	1912
Beeston (BEE)	d		1713	1717a	1722					1813	1817a	1822	1833					1913	1917a
Attenborough (ATB)	d												1837a						
Long Eaton (LGE)	d		1724		1731		1758			1824		1831		1900				1924	
Spondon (SPO)	d																		
Derby (DBY)	a	6	1735		1742	1801	1807			1834		1842		1905	1909			1935	
Derby (DBY)	d	6	1732	1739		1746	1810		1828	1833	1838		1848		1910		1931	1934	1938
Duffield (DFI)	d		1739							1840								1941	
Belper (BLP)	d		1744							1845								1946	
Ambergate (AMB)	d		1749							1850								1951	
Whatstandwell (WTS)	d		1753							1854								1955	
Cromford (CMF)	d		1758							1859								2000	
Matlock Bath (MTB)	d		1801							1902								2003	
Matlock (MAT)	a		1804							1905								2006	
Peartree (PEA)	d				1749														
Tutbury & Hatton (TUT)	d				1801								1901						
Uttoxeter (UTT)	d				1810								1910						
Blythe Bridge (BYB)	d				1824								1924						
Longton (LGN)	d				1830								1930						
Stoke-on-Trent (SOT)	d				1837								1937						
Longport (LPT)	d																		
Kidsgrove (KDG)	d				1845								1945						
Alsager (ASG)	d				1849								1949						
Crewe (CRE)	a	10			1858								1958						
Willington (WIL)	d					1817													
Burton-on-Trent (BUT)	d		1750			1824				1850			1921		1941			1950	
Tamworth (TAM)	d		1803			1836		1847		1903			1933					2003	
Wilnecote (WNE)	d		1807										1937						
Water Orton (WTO)	d																		
Birmingham New Street (BHM)	a	12	1824			1855		1904		1924			1955		2004			2024	
University (UNI)	a		1836							1936								2036	
Worcestershire Parkway (WOP)	a		1858							1958								2058	
Ashchurch for Tewkesbury (ASC)	a																		
Cheltenham Spa (CNM)	a		1914					1950		2014					2050			2114	
Gloucester (GCR)	a	7	1925							2024								2124	
Lydney (LYD)	a																	2146	
Chepstow (CPW)	a																	2155	
Newport (South Wales) (NWP)	a		2009							2109								2219	
Cardiff Central (CDF)	a	7	2022							2122								2244	
Bristol Parkway (BPW)	a	7						2022										2120	
Bristol Temple Meads (BRI)	a	10						2036										2134	

NOTES (see introductory pages for explanation of train operator codes and standard symbols)

- a Arrival time  
d Departure time
- D To London St Pancras Int, see table 052  
G From London St Pancras Int to Sheffield, see table 052  
J To Leicester, see table 052  
N From Edinburgh to Plymouth, see table 050  
P From Edinburgh, see table 050  
U Also calls at Caldicot 2204 and Severn Tunnel Jn 2207

Nottingham to Derby, Matlock, Stoke-on-Trent, Crewe, Birmingham, Cardiff and Bristol

Saturdays

Operator Train ID Days of operation/Notes 1st Class/Reservations/Bus/Ferry Catering facilities	EM 1K77	EM 2L76 J	XC 1G83 1◇	EM 1B94 D	EM 1F67 G	XC 1V70 P 1◇	EM 2A36	EM 1K79	EM 2L78 J	XC 1M72 Q 1◇	XC 1G89 1◇	EM 1F72 G	EM 1F75 G	XC 1M80 P 1◇	EM 2A38	EM 1K81	EM 1B00 D	XC 1G90 1◇
Grimsby Town (GMB)	d								1839									
Lincoln (LCN)	d	1830							1934									
Newark Castle (NCT)	d	1858						1941	2003									
Nottingham (NOT)	d	1916	1927	1932	2012			2017	2033		2039					2116	2125	2137
Beeston (BEE)	d	1922	1933	1938	2017a			2023	2039		2045					2122	2130a	2143
Attenborough (ATB)	d		1936a						2043a									2146
Long Eaton (LGE)	d	1931		1949		1959		2032			2054	2059	2121			2131		2154
Spondon (SPO)	d			1956														2201
Derby (DBY)	a	1944		2003		2007		2043			2104	2108	2130			2141		2207
Derby (DBY)	d	1948		2010			2031	2033	2048		2053	2110		2131	2136	2145		2213
Duffield (DFI)	d							2040							2143			
Belper (BLP)	d							2045							2148			
Ambergate (AMB)	d							2050							2153			
Whatstandwell (WTS)	d							2054							2157			
Cromford (CMF)	d							2100							2202			
Matlock Bath (MTB)	d							2103							2205			
Matlock (MAT)	a							2106							2208			
Peartree (PEA)	d																	
Tutbury & Hatton (TUT)	d	2001							2102							2158		
Uttoxeter (UTT)	d	2010							2111							2207		
Blythe Bridge (BYB)	d	2024							2123							2221		
Longton (LGN)	d	2030							2129							2227		
Stoke-on-Trent (SOT)	d	2037							2136							2234		
Longport (LPT)	d																	
Kidsgrove (KDG)	d	2045							2145							2242		
Alsager (ASG)	d	2049							2149							2246		
Crewe (CRE)	a	2058							2158							2255		
Willington (WIL)	d										2117							
Burton-on-Trent (BUT)	d			2021							2124			2141				2224
Tamworth (TAM)	d			2033		2049					2136			2151				2235
Wilnecote (WNE)	d			2037							2140							2239
Water Orton (WTO)	d																	
Birmingham New Street (BHM)	a			2055		2107				2124	2158			2208				2306
University (UNI)	a																	
Worcestershire Parkway (WOP)	a																	
Ashchurch for Tewkesbury (ASC)	a																	
Cheltenham Spa (CNM)	a							2150										
Gloucester (GCR)	a							2200										
Lydney (LYD)	a																	
Chepstow (CPW)	a																	
Newport (South Wales) (NWP)	a																	
Cardiff Central (CDF)	a																	
Bristol Parkway (BPW)	a							2230										
Bristol Temple Meads (BRI)	a							2240										

NOTES (see introductory pages for explanation of train operator codes and standard symbols)

- a Arrival time
- d Departure time
- D To London St Pancras Int, see table 052
- G From London St Pancras Int to Sheffield, see table 052
- J To Leicester, see table 052
- P From Edinburgh, see table 050
- Q From Newcastle, see table 050

## Nottingham to Derby, Matlock, Stoke-on-Trent, Crewe, Birmingham, Cardiff and Bristol

## Saturdays

Operator Train ID Days of operation/Notes 1st Class/Reservations/Bus/Ferry Catering facilities	EM 2L82 J	EM 1F77 G	XC 1M00 P 1<◇ ⌘	EM 2A40	NT 1Y36 E	EM 2A42	EM 2L86 J	EM 2L88 J	EM 2A78	EM 1D86 SUM A ⌘
Grimsby Town (GMB)	d									
Lincoln (LCN)	d	2042								
Newark Castle (NCT)	d	2110								
Nottingham (NOT)	d	2149			2215	2219	2233	2318	2323	0025
Beeston (BEE)	d	2155				2225	2239	2324a	2329	0012c
Attenborough (ATB)	d	2158a				2228	2242a		2332	
Long Eaton (LGE)	d		2200			2235			2339	0037
Spondon (SPO)	d									
Derby (DBY)	a		2211		2238	2246			2350	0046
Derby (DBY)	d			2229	2233					
Duffield (DFI)	d				2240					
Belper (BLP)	d				2245					
Ambergate (AMB)	d				2250					
Whatstandwell (WTS)	d				2254					
Cromford (CMF)	d				2259					
Matlock Bath (MTB)	d				2302					
Matlock (MAT)	a				2305					
Peartree (PEA)	d									
Tutbury & Hatton (TUT)	d									
Uttoxeter (UTT)	d									
Blythe Bridge (BYB)	d									
Longton (LGN)	d									
Stoke-on-Trent (SOT)	d									
Longport (LPT)	d									
Kidsgrove (KDG)	d									
Alsager (ASG)	d									
Crewe (CRE)	a									
Willington (WIL)	d									
Burton-on-Trent (BUT)	d			2239						
Tamworth (TAM)	d			2249						
Wilnecote (WNE)	d									
Water Orton (WTO)	d									
Birmingham New Street (BHM)	a			2308						
University (UNI)	a									
Worcestershire Parkway (WOP)	a									
Ashchurch for Tewkesbury (ASC)	a									
Cheltenham Spa (CNM)	a									
Gloucester (GCR)	a									
Lydney (LYD)	a									
Chepstow (CPW)	a									
Newport (South Wales) (NWP)	a									
Cardiff Central (CDF)	a									
Bristol Parkway (BPW)	a									
Bristol Temple Meads (BRI)	a									

**NOTES** (see introductory pages for explanation of train operator codes and standard symbols)

- a Arrival time
- d Departure time
- c Calls at Beeston before Nottingham

- A From London St Pancras Int, see table 052
- E To Sheffield, see table 053
- G From London St Pancras Int to Sheffield, see table 052
- J To Leicester, see table 052
- P From Edinburgh, see table 050

**SUM** Sunday mornings



## Nottingham to Derby, Matlock, Stoke-on-Trent, Crewe, Birmingham, Cardiff and Bristol

## Sundays

Operator	EM	EM	EM	EM	XC	EM	XC	XC	EM	EM	XC	XC	EM	EM	XC	XC	EM	EM	XC	XC	EM
Train ID	1D86	2A20	1B04	2A18	1V48	2A22	1V03	1V50	1F01	1B12	1V52	1V04	1F04	2A30	1B15	1V54	1V05	1F07			
Days of operation/Notes	A		B		C			D	E	B	F		G		B	H		G			
1st Class/Reservations/Bus/Ferry					1◇		1◇	1◇	1P	1P	1◇	1◇			1P	1◇	1◇				
Catering facilities	☞		☞		☞			☞	☞	☞	☞	☞	☞		☞	☞	☞				☞
Grimsby Town (GMB)	d																				
Lincoln (LCN)	d																				
Newark Castle (NCT)	d																				
Nottingham (NOT)	d	0025		0821	0825		0930	0955			1110		1116		1127	1209			1216		
Beeston (BEE)	d	0012e		0826a	0831		0936				1115a				1133	1214a					
Attenborough (ATB)	d				0834		0939								1136						
Long Eaton (LGE)	d	0037			0842		0946			1037			1136	1143							1240
Spondon (SPO)	d																				
Derby (DBY)	a	0046			0855		0957	1015		1048			1136	1145	1154					1236	1250
Derby (DBY)	d		0756			0931	0959	1020	1031			1131	1140		1156		1231	1240			
Duffield (DFI)	d		0803				1006								1203						
Belper (BLP)	d		0808				1011								1208						
Ambergate (AMB)	d		0813				1016								1213						
Whatstandwell (WTS)	d		0817				1020								1217						
Cromford (CMF)	d		0822				1025								1222						
Matlock Bath (MTB)	d		0825				1028								1225						
Matlock (MAT)	a		0828				1031								1228						
Peartree (PEA)	d																				
Tutbury & Hatton (TUT)	d																				
Uttoxeter (UTT)	d																				
Blythe Bridge (BYB)	d																				
Longton (LGN)	d																				
Stoke-on-Trent (SOT)	d																				
Longport (LPT)	d																				
Kidsgrove (KDG)	d																				
Alsager (ASG)	d																				
Crewe (CRE)	a																				
Willington (WIL)	d																				
Burton-on-Trent (BUT)	d							1031				1142	1151							1251	
Tamworth (TAM)	d							1043	1053c				1203						1249	1303	
Wilnecote (WNE)	d																				
Water Orton (WTO)	d																				
Birmingham New Street (BHM)	a					1020		1101	1119				1206	1221					1306	1321	
University (UNI)	a							1118					1236								1336
Worcestershire Parkway (WOP)	a							1139					1258								1358
Ashchurch for Tewkesbury (ASC)	a																				
Cheltenham Spa (CNM)	a					1108		1159	1208				1250	1314					1350	1414	
Gloucester (GCR)	a							1209						1327							1424
Lydney (LYD)	a																				
Chepstow (CPW)	a																				
Newport (South Wales) (NWP)	a								1253					1412							1507
Cardiff Central (CDF)	a								1306					1425							1525
Bristol Parkway (BPW)	a					1141				1242				1320							1421
Bristol Temple Meads (BRI)	a					1151				1253				1333							1436

## NOTES (see introductory pages for explanation of train operator codes and standard symbols)

- a Arrival time
- d Departure time
- c Arrives 4 minutes earlier
- e Calls at Beeston before Nottingham

- A From London St Pancras Int, see table 052
- B To London St Pancras Int, see table 052
- C From Leeds to Plymouth, see table 050
- D From Leeds, see table 053
- E From Leicester to Sheffield, see table 052
- F From York to Plymouth, see table 050
- G From London St Pancras Int to Sheffield, see table 052
- H From Newcastle, see table 050

Nottingham to Derby, Matlock, Stoke-on-Trent, Crewe, Birmingham, Cardiff and Bristol

Sundays

Operator	EM	XC	XC	EM	EM	EM	XC	XC	EM	EM	EM	EM	XC	XC	EM	EM	EM	EM	
Train ID	1B19	1V56	1V06	1F11	2A38	1B24	1V58	1V07	1F16	1K01	2A42	1B29	1V60	1V08	1F20	1K03	2A46	1B35	
Days of operation/Notes	B	J	J	G		B	K		G			B	J	J	G			B	
1st Class/Reservations/Bus/Ferry		◇	◇				◇						◇	◇					
Catering facilities	☒	☒	☒	☒		☒	☒	☒	☒			☒	☒	☒	☒			☒	
Grimsby Town (GMB)	d																		
Lincoln (LCN)	d																		
Newark Castle (NCT)	d																		
Nottingham (NOT)	d	1310	1316		1330	1410		1416			1428	1506		1512			1529	1610	
Beeston (BEE)	d	1315a			1336	1415a					1434	1511a					1535	1615a	
Attenborough (ATB)	d				1339						1437						1538		
Long Eaton (LGE)	d			1335	1346				1433		1444				1533		1545		
Spondon (SPO)	d																		
Derby (DBY)	a		1337	1344	1358			1436	1442		1455			1533	1542		1556		
Derby (DBY)	d		1331	1340		1359		1431	1440		1445	1457		1531	1537		1544	1558	
Duffield (DFI)	d				1406							1504						1605	
Belper (BLP)	d				1411							1509						1610	
Ambergate (AMB)	d				1416							1514						1615	
Whatstandwell (WTS)	d				1420							1518						1619	
Cromford (CMF)	d				1426							1523						1624	
Matlock Bath (MTB)	d				1429							1526						1627	
Matlock (MAT)	a				1432							1529						1630	
Peartree (PEA)	d																		
Tutbury & Hatton (TUT)	d									1457						1556			
Uttoxeter (UTT)	d									1506						1606			
Blythe Bridge (BYB)	d									1519						1618			
Longton (LGN)	d									1524						1624			
Stoke-on-Trent (SOT)	d									1533						1633			
Longport (LPT)	d																		
Kidsgrove (KDG)	d									1541						1641			
Alsager (ASG)	d									1545						1645			
Crewe (CRE)	a									1554						1654			
Willington (WIL)	d																		
Burton-on-Trent (BUT)	d		1342	1351				1451					1541	1548					
Tamworth (TAM)	d			1403			1449	1503						1600					
Wilnecote (WNE)	d													1604					
Water Orton (WTO)	d																		
Birmingham New Street (BHM)	a		1406	1421				1506	1521					1606	1621				
University (UNI)	a			1436					1536						1636				
Worcestershire Parkway (WOP)	a			1458					1558						1658				
Ashchurch for Tewkesbury (ASC)	a																		
Cheltenham Spa (CNM)	a		1450	1514			1550	1614					1650	1714					
Gloucester (GCR)	a			1524				1624						1723					
Lydney (LYD)	a																		
Chepstow (CPW)	a																		
Newport (South Wales) (NWP)	a			1612				1708						1807					
Cardiff Central (CDF)	a			1625				1721						1821					
Bristol Parkway (BPW)	a		1522					1620						1720					
Bristol Temple Meads (BRI)	a		1536					1636						1734					

NOTES (see introductory pages for explanation of train operator codes and standard symbols)

- a Arrival time
- d Departure time
- B To London St Pancras Int, see table 052
- G From London St Pancras Int to Sheffield, see table 052
- J From Edinburgh to Plymouth, see table 050
- K From Edinburgh, see table 050

Nottingham to Derby, Matlock, Stoke-on-Trent, Crewe, Birmingham, Cardiff and Bristol

Sundays

Operator	XC	XC	EM	EM	EM	EM	XC	XC	EM	EM	EM	EM	XC	XC	EM	EM	EM	EM
Train ID	1V62	1V09	1F24	1K05	2A50	1F26	1B41	1V64	1V10	1K07	2A54	1F32	1B47	1V66	1V11	1K09	2A58	1F38
Days of operation/Notes	K		G			G	B	J				G	B	L				G
1st Class/Reservations/Bus/Ferry	1	1						1	1					1	1			
Catering facilities	☞	☞	☞			☞	☞	☞	☞			☞	☞	☞	☞			☞
Grimsby Town (GMB)	d																	
Lincoln (LCN)	d																	
Newark Castle (NCT)	d																	
Nottingham (NOT)	8 d	1616				1628		1710	1716			1729		1810	1816			1825
Beeston (BEE)	d					1634		1715a				1735		1815a				1831
Attenborough (ATB)	d					1637						1738						1834
Long Eaton (LGE)	d		1633			1644	1704					1745	1800					1841
Spondon (SPO)	d																	1900
Derby (DBY)	6 a	1636	1642			1655	1713		1738			1756	1809					1852
Derby (DBY)	6 d	1631	1640		1645	1657		1731	1742	1746	1758			1831	1840	1845	1854	
Duffield (DFI)	d					1704						1805						1901
Belper (BLP)	d					1709						1810						1906
Ambergate (AMB)	d					1714						1815						1911
Whatstandwell (WTS)	d					1718						1819						1915
Cromford (CMF)	d					1723						1824						1920
Matlock Bath (MTB)	d					1726						1827						1923
Matlock (MAT)	a					1729						1830						1926
Peartree (PEA)	d																	
Tutbury & Hatton (TUT)	d				1657					1758						1857		
Uttoxeter (UTT)	d				1706					1807						1906		
Blythe Bridge (BYB)	d				1719					1819						1919		
Longton (LGN)	d				1724					1825						1924		
Stoke-on-Trent (SOT)	d				1733					1833						1933		
Longport (LPT)	d																	
Kidsgrove (KDG)	d				1741					1841						1941		
Alsager (ASG)	d				1745					1845						1945		
Crewe (CRE)	10 a				1754					1854						1954		
Willington (WIL)	d																	
Burton-on-Trent (BUT)	d		1651					1741	1753						1851			
Tamworth (TAM)	d	1649	1703						1804					1849	1903			
Wilnecote (WNE)	d																	
Water Orton (WTO)	d																	
Birmingham New Street (BHM)	12 a	1706	1721					1806	1823					1906	1921			
University (UNI)	a		1736						1836						1936			
Worcestershire Parkway (WOP)	a		1758						1858						1958			
Ashchurch for Tewkesbury (ASC)	a																	
Cheltenham Spa (CNM)	a	1750	1814					1850	1914					1950	2014			
Gloucester (GCR)	7 a		1827						1923						2024			
Lydney (LYD)	a																	
Chepstow (CPW)	a																	
Newport (South Wales) (NWP)	a		1911						2007						2107			
Cardiff Central (CDF)	7 a		1925						2020						2120			
Bristol Parkway (BPW)	7 a	1821						1922						2020				
Bristol Temple Meads (BRI)	10 a	1836						1936						2035				

NOTES (see introductory pages for explanation of train operator codes and standard symbols)

- a Arrival time
- d Departure time
- B To London St Pancras Int, see table 052
- G From London St Pancras Int to Sheffield, see table 052
- J From Edinburgh to Plymouth, see table 050
- K From Edinburgh, see table 050
- L From Aberdeen, see table 050

Nottingham to Derby, Matlock, Stoke-on-Trent, Crewe, Birmingham, Cardiff and Bristol

Sundays



Operator	EM	XC	XC	EM	EM	EM	EM	XC	XC	EM	EM	EM	EM	XC	XC	EM	EM	EM
Train ID	1B52	1V68	1G62	1K11	2A62	1B55	1F44	1V70	1G89	1K13	2A66	1F50	1B60	1V72	1G90	2A70	1B62	1F52
Days of operation/Notes	B	J	J			B	G	K				G	B	K			M	G
1st Class/Reservations/Bus/Ferry	⏏	⏏	⏏			⏏	⏏	⏏				⏏	⏏	⏏			⏏	⏏
Catering facilities	⏏	⏏	⏏			⏏	⏏	⏏				⏏	⏏	⏏			⏏	⏏
Grimsby Town (GMB)	d																	
Lincoln (LCN)	d																	
Newark Castle (NCT)	d																	
Nottingham (NOT)	d	1906	1915		1923	1959			2016		2024		2109		2117	2122	2150	
Beeston (BEE)	d	1911a			1929	2004a					2030		2114a			2128	2155a	
Attenborough (ATB)	d				1932						2033					2131		
Long Eaton (LGE)	d				1939		2000				2041	2100				2138		2200
Spondon (SPO)	d																	
Derby (DBY)	a		1937		1950		2009		2036		2052	2109			2139	2149		2209
Derby (DBY)	d		1931	1941	1945	1951		2031	2040	2044	2053		2130	2142	2153			
Duffield (DFI)	d				1958						2100					2200		
Belper (BLP)	d				2003						2105					2205		
Ambergate (AMB)	d				2008						2110					2210		
Whatstandwell (WTS)	d				2012						2114					2214		
Cromford (CMF)	d				2018						2120					2220		
Matlock Bath (MTB)	d				2021						2123					2223		
Matlock (MAT)	a				2024						2126					2226		
Peartree (PEA)	d																	
Tutbury & Hatton (TUT)	d			1957						2056								
Uttoxeter (UTT)	d			2006						2105								
Blythe Bridge (BYB)	d			2019						2118								
Longton (LGN)	d			2024						2123								
Stoke-on-Trent (SOT)	d			2033						2131								
Longport (LPT)	d																	
Kidsgrove (KDG)	d			2041						2140								
Alsager (ASG)	d			2045						2144								
Crewe (CRE)	a			2054						2152								
Willington (WIL)	d																	
Burton-on-Trent (BUT)	d		1941	1952					2051				2140	2153				
Tamworth (TAM)	d			2003				2049	2103				2150	2205				
Winecote (WNE)	d			2007										2209				
Water Orton (WTO)	d																	
Birmingham New Street (BHM)	a		2004	2025				2105	2121					2207	2226			
University (UNI)	a																	
Worcestershire Parkway (WOP)	a																	
Ashchurch for Tewkesbury (ASC)	a																	
Cheltenham Spa (CNM)	a		2050					2150					2250					
Gloucester (GCR)	a							2200										
Lydney (LYD)	a																	
Chepstow (CPW)	a																	
Newport (South Wales) (NWP)	a																	
Cardiff Central (CDF)	a																	
Bristol Parkway (BPW)	a		2120					2230						2320				
Bristol Temple Meads (BRI)	a		2135					2240						2330				

NOTES (see introductory pages for explanation of train operator codes and standard symbols)

- a Arrival time
- d Departure time
- B To London St Pancras Int, see table 052
- G From London St Pancras Int to Sheffield, see table 052
- J From Edinburgh to Plymouth, see table 050
- K From Edinburgh, see table 050
- M To Leicester, see table 052

## Nottingham to Derby, Matlock, Stoke-on-Trent, Crewe, Birmingham, Cardiff and Bristol

## Sundays

Operator Train ID Days of operation/Notes 1st Class/Reservations/Bus/Ferry Catering facilities	XC 1M00 K 1◇ ⚡	EM 1F58 G ⚡	EM 1F62 G ⚡	EM 1D61 A ⚡
Grimsby Town (GMB)	d			
Lincoln (LCN)	d			
Newark Castle (NCT)	d			
Nottingham (NOT)	 8 d			2333
Beeston (BEE)	d			2320e
Attenborough (ATB)	d			
Long Eaton (LGE)	d	2230	2330	
Spondon (SPO)	d			
Derby (DBY)	6 a	2239	2339	2350
Derby (DBY)	6 d	2231		
Duffield (DFI)	d			
Belper (BLP)	d			
Ambergate (AMB)	d			
Whatstandwell (WTS)	d			
Cromford (CMF)	d			
Matlock Bath (MTB)	d			
Matlock (MAT)	a			
Peartree (PEA)	d			
Tutbury & Hatton (TUT)	d			
Uttoxeter (UTT)	d			
Blythe Bridge (BYB)	d			
Longton (LGN)	d			
Stoke-on-Trent (SOT)	d			
Longport (LPT)	d			
Kidsgrove (KDG)	d			
Alsager (ASG)	d			
Crewe (CRE)	10 a			
Willington (WIL)	d			
Burton-on-Trent (BUT)	d	2241		
Tamworth (TAM)	d	2251		
Wilnecote (WNE)	d			
Water Orton (WTO)	d			
Birmingham New Street (BHM)	 12 a	2309		
University (UNI)	a			
Worcestershire Parkway (WOP)	a			
Ashchurch for Tewkesbury (ASC)	a			
Cheltenham Spa (CNM)	a			
Gloucester (GCR)	7 a			
Lydney (LYD)	a			
Chepstow (CPW)	a			
Newport (South Wales) (NWP)	a			
Cardiff Central (CDF)	7 a			
Bristol Parkway (BPW)	7 a			
Bristol Temple Meads (BRI)	10 a			

**NOTES** (see introductory pages for explanation of train operator codes and standard symbols)

- a Arrival time  
d Departure time  
e Calls at Beeston before Nottingham

- A From London St Pancras Int, see table 052  
G From London St Pancras Int to Sheffield, see table 052  
K From Edinburgh, see table 050

Bristol, Cardiff, Birmingham, Crewe, Stoke-on-Trent, Matlock and Derby to Nottingham

**Mondays to Fridays**

Operator Train ID Days of operation/Notes 1st Class/Reservations/Bus/Ferry Catering facilities	EM	EM	EM	EM	EM	EM	EM	EM	EM	EM	XC	EM	EM	XC	EM	EM	EM	XC	
	2A83	1D86	1D64	1D88	1C00	1C00	1C01	1B04	2A01	1C05	2A00	1C08	1C11	1S31	1D01	2A13	2L57	1D50	
	MX	MX A	MO A	MX A	MX B	MO B	MO B	B		C	1◇	C	C	D	E		F	1◇	
		⌘	⌘	⌘	⌘	⌘	⌘	⌘		⌘	⌘◇	⌘	⌘	⌘◇	⌘			⌘◇	
Bristol Temple Meads (BRI)	10	d																	
Bristol Parkway (BPW)	7	d																	
Cardiff Central (CDF)	7	d																	
Newport (South Wales) (NWP)		d																	
Chepstow (CPW)		d																	
Lydney (LYD)		d																	
Gloucester (GCR)	7	d																	
Cheltenham Spa (CNM)		d																	
Ashchurch for Tewkesbury (ASC)		d																	
Worcestershire Parkway (WOP)		d																	
University (UNI)		d																	
Birmingham New Street (BHM)	12	d												0603					0619
Water Orton (WTO)		d																	
Wilnecote (WNE)		d																	0634
Tamworth (TAM)		d																	0638
Burton-on-Trent (BUT)		d																	0650
Willington (WIL)		d																	
Crewe (CRE)	10	d																	
Alsager (ASG)		d																	
Kidsgrove (KDG)		d																	
Longport (LPT)		d																	
Stoke-on-Trent (SOT)		d																	
Longton (LGN)		d																	
Blythe Bridge (BYB)		d																	
Uttoxeter (UTT)		d																	
Tutbury & Hatton (TUT)		d																	
Peartree (PEA)		d																	
Matlock (MAT)		d																	0617
Matlock Bath (MTB)		d																	0619
Cromford (CMF)		d																	0622
Whatstandwell (WTS)		d																	0627
Ambergate (AMB)		d																	0633
Belper (BLP)		d																	0638
Duffield (DFI)		d																	0642
Derby (DBY)	6	a												0635					0649
Derby (DBY)	6	d				0357	0420	0440	0447	0522	0530	0558	0602	0628					0650
Spondon (SPO)		d								0527									0654
Long Eaton (LGE)		d				0404a	0428a	0447a	0455	0534	0537a		0609a	0635a					0701
Attenborough (ATB)		d	0004							0545									0708
Beeston (BEE)		d	0007	0016	0023	0213			0519e	0549		0613			0706	0712	0725	0730	0721
Nottingham (NOT)	6	a	0013	0022	0029	0219			0507	0559		0619			0712	0722	0732	0736	0736
Newark Castle (NCT)		a																	0803
Lincoln (LCN)		a																	0836
Grimsby Town (GMB)		a																	

NOTES (see introductory pages for explanation of train operator codes and standard symbols)

- a Arrival time
- d Departure time
- e Calls at Beeston after Nottingham
- A From London St Pancras Int, see table 052
- B To London St Pancras Int, see table 052
- C From Sheffield to London St Pancras Int, see table 052
- D To Edinburgh, see table 050
- E From Kettering, see table 052
- F From Leicester, see table 052
- MO Mondays only
- MX Not Mondays

Bristol, Cardiff, Birmingham, Crewe, Stoke-on-Trent, Matlock and Derby to Nottingham

**Mondays to Fridays**

Operator Train ID Days of operation/Notes 1st Class/Reservations/Bus/Ferry Catering facilities	XC 1E38 G ◇	EM 1D06 MO A A	EM 1D06 MX A A	EM 2N25	EM 1C17 C	XC 1D51 ◇	XC 1S33 D ◇	EM 2A15	EM 2L59 F	XC 1D52 ◇	EM 2N29	EM 1C23 C	EM 1D11 A	XC 1D53 ◇	XC 1S35 D ◇	EM 2A17	EM 2L61 H	XC 1D54 ◇
Bristol Temple Meads (BRI)	10 d																	
Bristol Parkway (BPW)	7 d														0634 0643			
Cardiff Central (CDF)	7 d																	
Newport (South Wales) (NWP)	d																	
Chepstow (CPW)	d																	
Lydney (LYD)	d																	
Gloucester (GCR)	7 d																	
Cheltenham Spa (CNM)	d														0713			
Ashchurch for Tewkesbury (ASC)	d																	
Worcestershire Parkway (WOP)	d																	
University (UNI)	d																	
Birmingham New Street (BHM)	12 d	0630				0649	0703			0719				0749	0803			0818
Water Orton (WTO)	d																	
Wilnecote (WNE)	d									0734								
Tamworth (TAM)	d					0706	0719			0738				0806	0819			0835
Burton-on-Trent (BUT)	d					0718	0730			0750				0818	0830			0846
Willington (WIL)	d					0724								0824				
Crewe (CRE)	10 d			0608							0705							
Alsager (ASG)	d			0617							0714							
Kidsgrove (KDG)	d			0621							0718							
Longport (LPT)	d			0627														
Stoke-on-Trent (SOT)	d			0633							0728							
Longton (LGN)	d			0639							0734							
Blythe Bridge (BYB)	d			0645							0740							
Uttoxeter (UTT)	d			0657							0752							
Tutbury & Hatton (TUT)	d			0706							0801							
Peartree (PEA)	d			0718							0813							
Matlock (MAT)	d							0712										0813
Matlock Bath (MTB)	d							0714										0815
Cromford (CMF)	d							0717										0818
Whatstandwell (WTS)	d							0722										0823
Ambergate (AMB)	d							0728										0829
Belper (BLP)	d							0733										0834
Duffield (DFI)	d							0738										0838
Derby (DBY)	6 a	0706		0720		0733	0740	0745		0804	0816			0833	0840	0845		0900
Derby (DBY)	6 d			0724	0733	0742		0746		0809	0823	0832		0840				0848
Spondon (SPO)	d					0746		0750										0852
Long Eaton (LGE)	d			0735	0740a	0753		0757		0818	0832	0839a		0849				0859
Attenborough (ATB)	d			0745				0804	0819									0911
Beeston (BEE)	d		0743	0745	0749	0801		0808	0823	0827	0840		0849	0900				0914
Nottingham (NOT)	6 a		0750	0751	0756	0807		0815	0830	0834	0849		0900	0906				0922
Newark Castle (NCT)	a			0830					0900		0919							
Lincoln (LCN)	a								0932									
Grimsby Town (GMB)	a								1026									

NOTES (see introductory pages for explanation of train operator codes and standard symbols)

- a Arrival time
- d Departure time
- A From London St Pancras Int, see table 052
- C From Sheffield to London St Pancras Int, see table 052
- D To Edinburgh, see table 050
- F From Leicester, see table 052
- G To Newcastle, see table 050
- H From Leicester to Liverpool Lime Street, see table 054
- MO Mondays only
- MX Not Mondays

**Bristol, Cardiff, Birmingham, Crewe, Stoke-on-Trent, Matlock and Derby to Nottingham**

**Mondays to Fridays**

Operator Train ID Days of operation/Notes 1st Class/Reservations/Bus/Ferry Catering facilities	EM 1C29 C	EM 1D16 A	XC 1M00 J ◇	XC 1S37 K ◇	EM 2A19	XC 1D55 ◇	EM 2L63 F	EM 1D21 A	EM 2N37	EM 1C35 C	XC 1M92 ◇	XC 1S39 K ◇	EM 2A21	XC 1D57 ◇	EM 2L65 F	EM 1D26 A	EM 2N41	EM 1C41 C
	⌚	⌚	⌚	⌚		⌚		⌚		⌚	⌚	⌚		⌚		⌚		⌚
Bristol Temple Meads (BRI)	10 d			0735								0835						
Bristol Parkway (BPW)	7 d			0744								0844						
Cardiff Central (CDF)	7 d		0640								0745							
Newport (South Wales) (NWP)	d		0654								0801							
Chepstow (CPW)	d		0715															
Lydney (LYD)	d		0724								0827							
Gloucester (GCR)	7 d		0745								0849							
Cheltenham Spa (CNM)	d		0755	0815							0859	0915						
Ashchurch for Tewkesbury (ASC)	d		0803															
Worcestershire Parkway (WOP)	d		0814								0914							
University (UNI)	d		0839								0939							
Birmingham New Street (BHM)	12 d		0849	0903		0912					0949	1003		1012				
Water Orton (WTO)	d																	
Wilnecote (WNE)	d		0904															
Tamworth (TAM)	d		0908			0929					1006	1019		1029				
Burton-on-Trent (BUT)	d		0920	0926		0941					1018			1041				
Willington (WIL)	d										1024							
Crewe (CRE)	10 d								0910									1010
Alsager (ASG)	d								0919									1019
Kidsgrove (KDG)	d								0923									1023
Longport (LPT)	d																	
Stoke-on-Trent (SOT)	d								0933									1033
Longton (LGN)	d								0939									1039
Blythe Bridge (BYB)	d								0945									1045
Uttoxeter (UTT)	d								0957									1057
Tutbury & Hatton (TUT)	d								1006									1106
Peartree (PEA)	d																	
Matlock (MAT)	d				0914								1013					
Matlock Bath (MTB)	d				0916								1015					
Cromford (CMF)	d				0919								1018					
Whatstandwell (WTS)	d				0924								1023					
Ambergate (AMB)	d				0930								1029					
Belper (BLP)	d				0935								1034					
Duffield (DFI)	d				0939								1039					
Derby (DBY)	6 a		0932	0936	0946	0953			1019		1033	1038	1046	1052				1119
Derby (DBY)	6 d	0932	0940			0959			1022	1034	1039			1059				1123 1132
Spondon (SPO)	d																	
Long Eaton (LGE)	d	0940a	0949						1031	1041a	1049							1133 1139a
Attenborough (ATB)	d						1024											
Beeston (BEE)	d		0944	0957			1028	1044	1049		1057				1120	1124	1142	1146
Nottingham (NOT)	6 a		0949	1003		1023	1033	1050	1056		1103		1122	1132	1150	1154		
Newark Castle (NCT)	a						1057		1126						1157			1231
Lincoln (LCN)	a						1129								1227			
Grimsby Town (GMB)	a						1223											

**NOTES** (see introductory pages for explanation of train operator codes and standard symbols)

- a Arrival time
- d Departure time
- A From London St Pancras Int, see table 052
- C From Sheffield to London St Pancras Int, see table 052
- F From Leicester, see table 052
- J Also calls at Severn Tunnel Jn 0704 and Caldicot 0707
- K From Plymouth to Edinburgh, see table 050



Bristol, Cardiff, Birmingham, Crewe, Stoke-on-Trent, Matlock and Derby to Nottingham

**Mondays to Fridays**

Operator	XC	XC	EM	EM	XC	EM	EM	EM	XC	XC	EM	EM	XC	EM	EM	EM	XC	XC	
Train ID	1M01	1S41	2A23	2L67	1D59	1D31	2N45	1C47	1M60	1S43	2A25	2L69	1D61	1D36	2N49	1C53	1M94	1S45	
Days of operation/Notes	K	K		F		A		C		L		F		A		C		FX	K
1st Class/Reservations/Bus/Ferry	1◇	1◇			1◇	1		1	1◇	1◇			1◇	1		1	1◇	1◇	1◇
Catering facilities	1	1			1	1		1	1	1			1	1		1	1	1	1
Bristol Temple Meads (BRI)	10 d																		1134
Bristol Parkway (BPW)	7 d	0932								1036									1144
Cardiff Central (CDF)	7 d	0845							0945										1045
Newport (South Wales) (NWP)	d	0900							0959										1101
Chepstow (CPW)	d	0919							1016										
Lydney (LYD)	d																		1125
Gloucester (GCR)	7 d	0949							1049										1149
Cheltenham Spa (CNM)	d	0959	1015						1059	1115									1159
Ashchurch for Tewkesbury (ASC)	d																		1215
Worcestershire Parkway (WOP)	d	1014							1114										1214
University (UNI)	d	1039							1139										1239
Birmingham New Street (BHM)	12 d	1049	1103			1118			1149	1203			1219						1249
Water Orton (WTO)	d																		1303
Wilnecote (WNE)	d	1105																	1304
Tamworth (TAM)	d	1109				1135			1206	1219			1239						1308
Burton-on-Trent (BUT)	d	1120	1126			1147			1218				1253						1320
Willington (WIL)	d								1224										1326
Crewe (CRE)	10 d							1110											1210
Alsager (ASG)	d							1119											1219
Kidsgrove (KDG)	d							1123											1223
Longport (LPT)	d																		
Stoke-on-Trent (SOT)	d							1133											1233
Longton (LGN)	d							1139											1239
Blythe Bridge (BYB)	d							1145											1245
Uttoxeter (UTT)	d							1157											1257
Tutbury & Hatton (TUT)	d							1206											1306
Peartree (PEA)	d																		
Matlock (MAT)	d			1115									1214						
Matlock Bath (MTB)	d			1117									1216						
Cromford (CMF)	d			1120									1219						
Whatstandwell (WTS)	d			1125									1224						
Ambergate (AMB)	d			1131									1230						
Belper (BLP)	d			1136									1235						
Duffield (DFI)	d			1140									1239						
Derby (DBY)	6 a	1132	1136	1148		1200		1219	1232	1237	1246		1305		1319			1332	1336
Derby (DBY)	6 d	1140				1213		1223	1232	1240			1313		1325	1332	1340		
Spondon (SPO)	d																		
Long Eaton (LGE)	d	1149						1232	1239a	1249					1334	1339a	1349		
Attenborough (ATB)	d				1220								1320						
Beeston (BEE)	d	1157			1224		1242	1246	1257				1324		1343	1347			1357
Nottingham (NOT)	6 a	1204			1231	1235	1248	1253	1303				1331	1336	1350	1355			1403
Newark Castle (NCT)	a				1257			1326					1356			1428			
Lincoln (LCN)	a				1330								1425						
Grimsby Town (GMB)	a				1424														

NOTES (see introductory pages for explanation of train operator codes and standard symbols)

- a Arrival time
- d Departure time
- c Arrives 3 minutes earlier
- A From London St Pancras Int, see table 052
- C From Sheffield to London St Pancras Int, see table 052
- F From Leicester, see table 052
- K From Plymouth to Edinburgh, see table 050
- L To Glasgow Central, see table 050
- FX Not Fridays

Bristol, Cardiff, Birmingham, Crewe, Stoke-on-Trent, Matlock and Derby to Nottingham

**Mondays to Fridays**

Operator	XC	EM	EM	XC	XC	EM	EM	XC	XC	EM	XC	XC	EM	EM	EM	XC	XC	EM
Train ID	1S45	2A27	2L71	1D63	1E40	1C59	1D41	1M64	1S47	2A29	1D65	1E44	1D46	2N57	1C65	1M99	1S49	2A31
Days of operation/Notes	FO M		F		N	C	A		L			G	A		C		P	
1st Class/Reservations/Bus/Ferry Catering facilities	1◇			1◇	1◇	⌘	⌘	⌘	1◇	1◇	1◇	1◇	⌘		⌘	1◇	1◇	
Bristol Temple Meads (BRI)	10 d	1134							1235			1300						1335
Bristol Parkway (BPW)	7 d	1144							1244			1309						1344
Cardiff Central (CDF)	7 d							1145										1245
Newport (South Wales) (NWP)	d							1159										1259
Chepstow (CPW)	d							1216										1316
Lydney (LYD)	d																	
Gloucester (GCR)	7 d							1245										1349
Cheltenham Spa (CNM)	d	1215						1255	1315			1340						1359 1415
Ashchurch for Tewkesbury (ASC)	d							1303										
Worcestershire Parkway (WOP)	d							1314										1414
University (UNI)	d							1339										1439
Birmingham New Street (BHM)	12 d	1303		1318	1330			1349	1403		1418	1430						1449 1503
Water Orton (WTO)	d																	
Wilnecote (WNE)	d							1404										1504
Tamworth (TAM)	d			1335				1408	1419		1435							1508
Burton-on-Trent (BUT)	d	1326		1346				1420			1446							1520 1526
Willington (WIL)	d																	1526
Crewe (CRE)	10 d													1410				
Alsager (ASG)	d													1419				
Kidsgrove (KDG)	d													1423				
Longport (LPT)	d																	
Stoke-on-Trent (SOT)	d													1433				
Longton (LGN)	d													1439				
Blythe Bridge (BYB)	d													1445				
Uttoxeter (UTT)	d													1457				
Tutbury & Hatton (TUT)	d													1506				
Peartree (PEA)	d																	
Matlock (MAT)	d		1315							1415								1515
Matlock Bath (MTB)	d		1317							1417								1517
Cromford (CMF)	d		1320							1420								1520
Whatstandwell (WTS)	d		1325							1425								1525
Ambergate (AMB)	d		1331							1431								1531
Belper (BLP)	d		1336							1436								1536
Duffield (DFI)	d		1340							1440								1540
Derby (DBY)	6 a	1336	1348	1359	1405			1432	1438	1448	1458	1504		1519		1536	1538	1547
Derby (DBY)	6 d			1412		1432		1440			1513			1523	1532	1540		1548
Spondon (SPO)	d																	1552
Long Eaton (LGE)	d					1439a		1449						1533	1539a	1549		1559
Attenborough (ATB)	d		1419															1606
Beeston (BEE)	d		1422				1442	1457				1542	1546			1557		1610
Nottingham (NOT)	6 a		1432	1435			1448	1503			1535		1548	1553		1603		1618
Newark Castle (NCT)	a		1459											1627				
Lincoln (LCN)	a		1530															
Grimsby Town (GMB)	a		1625															

**NOTES (see introductory pages for explanation of train operator codes and standard symbols)**

- a Arrival time
- d Departure time
- A From London St Pancras Int, see table 052
- C From Sheffield to London St Pancras Int, see table 052
- F From Leicester, see table 052
- G To Newcastle, see table 050
- L To Glasgow Central, see table 050
- M From Plymouth to Aberdeen, see table 050
- N From Banbury to Newcastle, see table 050
- P From Penzance to Edinburgh, see table 050
- FO Fridays only

## Bristol, Cardiff, Birmingham, Crewe, Stoke-on-Trent, Matlock and Derby to Nottingham

## Mondays to Fridays

Operator Train ID Days of operation/Notes 1st Class/Reservations/Bus/Ferry Catering facilities	XC 1D67	EM 2L75 F	EM 1D51 A	EM 2N61	EM 1C71 C	XC 1M68	XC 1S51 K	EM 2A33	EM 2L77 F	XC 1D70	EM 2N65	EM 1C77 C	EM 1D90 A	XC 1M98	XC 1S53 K	EM 2A35	XC 1D72	EM 1C80 C
Bristol Temple Meads (BRI)	10 d						1435								1535			
Bristol Parkway (BPW)	7 d						1444								1544			
Cardiff Central (CDF)	7 d					1345								1445				
Newport (South Wales) (NWP)	d					1359								1459				
Chepstow (CPW)	d													1519				
Lydney (LYD)	d					1423												
Gloucester (GCR)	7 d					1449								1549				
Cheltenham Spa (CNM)	d					1459	1515							1559	1615			
Ashchurch for Tewkesbury (ASC)	d																	
Worcestershire Parkway (WOP)	d					1514								1614				
University (UNI)	d					1539								1639				
Birmingham New Street (BHM)	12 d	1512				1549	1603			1618				1649	1703		1712	
Water Orton (WTO)	d																	
Wilnecote (WNE)	d					1604								1704				
Tamworth (TAM)	d	1529				1608	1620			1635				1708			1730	
Burton-on-Trent (BUT)	d	1542				1620				1646				1720	1727		1742	
Willington (WIL)	d																	
Crewe (CRE)	10 d			1510							1610							
Alsager (ASG)	d			1519							1619							
Kidsgrove (KDG)	d			1523							1623							
Longport (LPT)	d																	
Stoke-on-Trent (SOT)	d			1533							1632							
Longton (LGN)	d			1539							1638							
Blythe Bridge (BYB)	d			1545							1644							
Uttoxeter (UTT)	d			1557							1656							
Tutbury & Hatton (TUT)	d			1606							1705							
Peartree (PEA)	d										1717							
Matlock (MAT)	d							1615									1713	
Matlock Bath (MTB)	d							1617									1715	
Cromford (CMF)	d							1620									1718	
Whatstandwell (WTS)	d							1625									1723	
Ambergate (AMB)	d							1631									1729	
Belper (BLP)	d							1636									1734	1758
Duffield (DFI)	d							1640									1738	
Derby (DBY)	6 a	1553		1619		1632	1640	1647		1658	1719			1731	1737	1745	1755	1807
Derby (DBY)	6 d	1600		1622	1633	1640		1651		1712	1723	1734		1740		1747	1759	
Spondon (SPO)	d							1655									1751	
Long Eaton (LGE)	d			1631	1640a	1649		1702		1721	1732	1742a		1749		1758	1808	
Attenborough (ATB)	d		1620					1710	1720							1805		
Beeston (BEE)	d		1624	1641	1647	1657		1713	1724	1729	1740		1744	1757		1808	1817	
Nottingham (NOT)	6 a	1623	1632	1650	1654	1705		1723	1731	1736	1747		1751	1805		1817	1825	
Newark Castle (NCT)	a		1700		1727					1801		1823						
Lincoln (LCN)	a		1731							1834								
Grimsby Town (GMB)	a		1826															

NOTES (see introductory pages for explanation of train operator codes and standard symbols)

a Arrival time  
d Departure time

A From London St Pancras Int, see table 052  
C From Sheffield to London St Pancras Int, see table 052  
F From Leicester, see table 052  
K From Plymouth to Edinburgh, see table 050

## Bristol, Cardiff, Birmingham, Crewe, Stoke-on-Trent, Matlock and Derby to Nottingham

## Mondays to Fridays

Operator Train ID Days of operation/Notes 1st Class/Reservations/Bus/Ferry Catering facilities	EM 2L79 Q	EM 2N69	EM 1C83 C	EM 1D61 A	XC 1M73 1◇	XC 1S55 K 1◇	EM 2A37	XC 1D74 1◇	EM 1C89 C	EM 1D66 A	XC 1M75 1◇	XC 1E63 R 1◇	EM 2A39	XC 1D76 1◇	EM 2L83 Q	EM 2A73	EM 1C95 C	EM 1D71 A
Bristol Temple Meads (BRI)	10 d					1635						1735						
Bristol Parkway (BPW)	7 d					1644						1744						
Cardiff Central (CDF)	7 d				1545						1645							
Newport (South Wales) (NWP)	d				1559						1659							
Chepstow (CPW)	d				1616													
Lydney (LYD)	d										1725							
Gloucester (GCR)	7 d				1645						1749							
Cheltenham Spa (CNM)	d				1655	1715					1759	1815						
Ashchurch for Tewkesbury (ASC)	d				1703													
Worcestershire Parkway (WOP)	d				1714						1814							
University (UNI)	d				1739						1839							
Birmingham New Street (BHM)	12 d				1749	1803		1818			1849	1903		1912				
Water Orton (WTO)	d				1759													
Wilnecote (WNE)	d				1808						1904							
Tamworth (TAM)	d				1812	1819		1835			1908			1929				
Burton-on-Trent (BUT)	d				1823			1847			1920	1926		1941				
Willington (WIL)	d				1829													
Crewe (CRE)	10 d		1710														1910	
Alsager (ASG)	d		1719														1919	
Kidsgrove (KDG)	d		1723														1923	
Longport (LPT)	d																	
Stoke-on-Trent (SOT)	d		1733														1934c	
Longton (LGN)	d		1739														1940	
Blythe Bridge (BYB)	d		1745														1946	
Uttoxeter (UTT)	d		1757														1958	
Tutbury & Hatton (TUT)	d		1806														2007	
Peartree (PEA)	d																	
Matlock (MAT)	d					1814							1913					
Matlock Bath (MTB)	d					1816							1915					
Cromford (CMF)	d					1819							1918					
Whatstandwell (WTS)	d					1824							1923					
Ambergate (AMB)	d					1830							1929					
Belper (BLP)	d					1835							1934					
Duffield (DFI)	d					1839							1938					
Derby (DBY)	6 a		1819		1837	1842	1846	1901			1932	1937	1947	1952			2021	
Derby (DBY)	6 d		1821	1832	1843			1913	1932		1940			1957			2025	2032
Spondon (SPO)	d																	
Long Eaton (LGE)	d		1830	1839a	1851			1922	1939a		1949						2034	2039a
Attenborough (ATB)	d	1822															2020	
Beeston (BEE)	d	1825	1838	1849	1859			1930		1947	1958					2024	2041	2046
Nottingham (NOT)	6 a	1833	1846	1855	1906			1936		1956	2004			2018	2030	2048		2053
Newark Castle (NCT)	a	1902	1924														2059	
Lincoln (LCN)	a	1931															2129	
Grimsby Town (GMB)	a	2026															2223	

NOTES (see introductory pages for explanation of train operator codes and standard symbols)

- a Arrival time  
d Departure time  
c Arrives 3 minutes earlier

- A From London St Pancras Int, see table 052  
C From Sheffield to London St Pancras Int, see table 052  
K From Plymouth to Edinburgh, see table 050  
Q From Leicester to Cleethorpes, see table 057  
R From Plymouth to Leeds, see table 050

## Bristol, Cardiff, Birmingham, Crewe, Stoke-on-Trent, Matlock and Derby to Nottingham

## Mondays to Fridays

Operator Train ID Days of operation/Notes 1st Class/Reservations/Bus/Ferry Catering facilities	XC	XC	EM	EM	EM	EM	EM	NT	XC	EM	XC	EM	EM	EM	EM	XC	EM	EM
	1M95	1E67 R	2A41	2L85 F	2A75	1C98 C	1D96 A	1Y99 S	1M84	2A45	1E73 T	2K32 U	1C04 C	1D81 A	2A77	1M85 V	2A81	1C10 W
Bristol Temple Meads (BRI)	10 d		1835								1935							
Bristol Parkway (BPW)	7 d		1844								1944							
Cardiff Central (CDF)	7 d	1745							1845							1950		
Newport (South Wales) (NWP)	d	1759							1859							2004		
Chepstow (CPW)	d	1816							1918							2025		
Lydney (LYD)	d															2034		
Gloucester (GCR)	7 d	1845							1949							2056		
Cheltenham Spa (CNM)	d	1855	1915						1959	2015						2106		
Ashchurch for Tewkesbury (ASC)	d	1903																
Worcestershire Parkway (WOP)	d	1914							2014							2120		
University (UNI)	d	1939							2039							2148		
Birmingham New Street (BHM)	12 d	1949	2003						2049	2103						2203		
Water Orton (WTO)	d																	
Wilnecote (WNE)	d	2004							2104									
Tamworth (TAM)	d	2008	2019						2108	2129						2227		
Burton-on-Trent (BUT)	d	2020							2120	2140						2239		
Willington (WIL)	d								2126									
Crewe (CRE)	10 d				2010											2121		
Alsager (ASG)	d				2019											2131		
Kidsgrove (KDG)	d				2023											2136		
Longport (LPT)	d															2141		
Stoke-on-Trent (SOT)	d				2034c											2147		
Longton (LGN)	d				2040											2153		
Blythe Bridge (BYB)	d				2046											2159		
Uttoxeter (UTT)	d				2058											2211		
Tutbury & Hatton (TUT)	d				2107											2220		
Peartree (PEA)	d																	
Matlock (MAT)	d		2013							2117							2219	
Matlock Bath (MTB)	d		2015							2119							2221	
Cromford (CMF)	d		2018							2122							2224	
Whatstandwell (WTS)	d		2023							2127							2229	
Ambergate (AMB)	d		2029							2133							2236	
Belper (BLP)	d		2034							2138							2241	2259
Duffield (DFI)	d		2038							2142							2245	
Derby (DBY)	6 a	2031	2037	2045		2120			2138	2149	2150				2233	2250	2253	2308
Derby (DBY)	6 d	2040				2123	2134	2142	2146				2220		2239	2258		
Spondon (SPO)	d								2150							2302		
Long Eaton (LGE)	d	2049				2132	2141a		2157				2228a		2248	2309		
Attenborough (ATB)	d				2121								2217			2316		
Beeston (BEE)	d	2058			2125	2139		2149	2210				2220	2242	2255	2320		
Nottingham (NOT)	6 a	2105			2131	2146		2155	2200	2217			2230	2248	2302	2326		
Newark Castle (NCT)	a				2203													
Lincoln (LCN)	a				2234													
Grimsby Town (GMB)	a																	

## NOTES (see introductory pages for explanation of train operator codes and standard symbols)

- a Arrival time  
d Departure time  
c Arrives 3 minutes earlier

- A From London St Pancras Int, see table 052  
C From Sheffield to London St Pancras Int, see table 052  
F From Leicester, see table 052  
R From Plymouth to Leeds, see table 050  
S From Leeds, see table 053  
T To Leeds, see table 053  
U From Peterborough, see table 054  
V Also calls at Severn Tunnel Jn 2014 and Caldicot 2017  
W From Sheffield, see table 053

## Bristol, Cardiff, Birmingham, Crewe, Stoke-on-Trent, Matlock and Derby to Nottingham

**Mondays to Fridays**

Operator Train ID Days of operation/Notes 1st Class/Reservations/Bus/Ferry Catering facilities	EM	EM	XC	EM	EM
	2L87 F	2A83	1D87	1D86 TSM A	1D88 TSM A
Bristol Temple Meads (BRI)	10 d				
Bristol Parkway (BPW)	7 d				
Cardiff Central (CDF)	7 d				
Newport (South Wales) (NWP)	d				
Chepstow (CPW)	d				
Lydney (LYD)	d				
Gloucester (GCR)	7 d				
Cheltenham Spa (CNM)	d				
Ashchurch for Tewkesbury (ASC)	d				
Worcestershire Parkway (WOP)	d				
University (UNI)	d				
Birmingham New Street (BHM)	12 d		2309		
Water Orton (WTO)	d				
Wilnecote (WNE)	d		2324		
Tamworth (TAM)	d		2328		
Burton-on-Trent (BUT)	d		2340		
Willington (WIL)	d		2346		
Crewe (CRE)	10 d				
Alsager (ASG)	d				
Kidsgrove (KDG)	d				
Longport (LPT)	d				
Stoke-on-Trent (SOT)	d				
Longton (LGN)	d				
Blythe Bridge (BYB)	d				
Uttoxeter (UTT)	d				
Tutbury & Hatton (TUT)	d				
Peartree (PEA)	d				
Matlock (MAT)	d	2312			
Matlock Bath (MTB)	d	2314			
Cromford (CMF)	d	2317			
Whatstandwell (WTS)	d	2322			
Ambergate (AMB)	d	2328			
Belper (BLP)	d	2333			
Duffield (DFI)	d	2337			
Derby (DBY)	6 a	2344	2354		
Derby (DBY)	6 d	2346	2358		
Spondon (SPO)	d	2350			
Long Eaton (LGE)	d	2357			
Attenborough (ATB)	d	2323	0004		
Beeston (BEE)	d	2327	0007	0016	0213
Nottingham (NOT)	8 a	2334	0013	0018	0022 0219
Newark Castle (NCT)	a				
Lincoln (LCN)	a				
Grimsby Town (GMB)	a				

**NOTES** (see introductory pages for explanation of train operator codes and standard symbols)

a Arrival time  
d Departure time

A From London St Pancras Int, see table 052  
F From Leicester, see table 052

TSM Tuesday to Saturday mornings

Bristol, Cardiff, Birmingham, Crewe, Stoke-on-Trent, Matlock and Derby to Nottingham

Saturdays

Operator Train ID Days of operation/Notes 1st Class/Reservations/Bus/Ferry Catering facilities	EM 2A83	EM 1D86 A	EM 1D88 A	EM 1C02 B	EM 1B04 B	EM 2A53	EM 1C11 C	XC 1S31 D 11◇	EM 2A13	EM 1D01 E	EM 2L57 F	XC 1D50	XC 1E38 G 11◇	EM 1D06 A	EM 2N25	EM 1C17 C	XC 1D51	XC 1S33 D 11◇
Bristol Temple Meads (BRI)	10 d																	
Bristol Parkway (BPW)	7 d																	
Cardiff Central (CDF)	7 d																	
Newport (South Wales) (NWP)	d																	
Chepstow (CPW)	d																	
Lydney (LYD)	d																	
Gloucester (GCR)	7 d																	
Cheltenham Spa (CNM)	d																	
Ashchurch for Tewkesbury (ASC)	d																	
Worcestershire Parkway (WOP)	d																	
University (UNI)	d																	
Birmingham New Street (BHM)	12 d							0603				0619	0630				0649	0703
Water Orton (WTO)	d																	
Wilnecote (WNE)	d											0634						
Tamworth (TAM)	d							0619				0638	0646				0706	0719
Burton-on-Trent (BUT)	d							0630				0650	0657				0718	0730
Willington (WIL)	d																0724	
Crewe (CRE)	10 d																0608	
Alsager (ASG)	d																0617	
Kidsgrove (KDG)	d																0621	
Longport (LPT)	d																0627	
Stoke-on-Trent (SOT)	d																0633	
Longton (LGN)	d																0639	
Blythe Bridge (BYB)	d																0645	
Uttoxeter (UTT)	d																0657	
Tutbury & Hatton (TUT)	d																0706	
Peartree (PEA)	d																0718	
Matlock (MAT)	d											0619						
Matlock Bath (MTB)	d											0622						
Cromford (CMF)	d											0625						
Whatstandwell (WTS)	d											0630						
Ambergate (AMB)	d											0635						
Belper (BLP)	d											0641						
Duffield (DFI)	d											0645						
Derby (DBY)	6 a							0640				0653					0701	0707
Derby (DBY)	6 d			0447	0459	0547	0628										0710	0710
Spondon (SPO)	d					0551											0714	0714
Long Eaton (LGE)	d			0454a	0508	0558	0636a										0721	0721
Attenborough (ATB)	d	0004				0605											0723	0723
Beeston (BEE)	d	0007	0016	0213		0608											0713	0727
Nottingham (NOT)	6 a	0013	0022	0219		0519	0615										0719	0734
Newark Castle (NCT)	a																	0800
Lincoln (LCN)	a																	0830
Grimsby Town (GMB)	a																	0831

NOTES (see introductory pages for explanation of train operator codes and standard symbols)

- a Arrival time
- d Departure time
- A From London St Pancras Int, see table 052
- B To London St Pancras Int, see table 052
- C From Sheffield to London St Pancras Int, see table 052
- D To Edinburgh, see table 050
- E From Kettering, see table 052
- F From Leicester, see table 052
- G To Newcastle, see table 050

Bristol, Cardiff, Birmingham, Crewe, Stoke-on-Trent, Matlock and Derby to Nottingham

Saturdays

Operator Train ID Days of operation/Notes 1st Class/Reservations/Bus/Ferry Catering facilities	EM 2A15	XC 1D52	EM 1D11 A	EM 2N29	EM 1C23 C	XC 1D53	XC 1S35 D	EM 2A17	XC 1D54	EM 1C29 C	EM 2L61 F	EM 1D16 A	XC 1M00 H	XC 1S37 J	EM 2A19	XC 1D55	EM 2L63 F	EM 1D21 A
		1◇ ⌘	⌘			1◇ ⌘	1◇ ⌘		1◇ ⌘	⌘		⌘	1◇ ⌘	1◇ ⌘		1◇ ⌘		⌘
Bristol Temple Meads (BRI)	10 d						0615							0735				
Bristol Parkway (BPW)	7 d						0624							0744				
Cardiff Central (CDF)	7 d												0640					
Newport (South Wales) (NWP)	d												0654					
Chepstow (CPW)	d												0715					
Lydney (LYD)	d												0724					
Gloucester (GCR)	7 d						0659						0745					
Cheltenham Spa (CNM)	d						0710						0755	0815				
Ashchurch for Tewkesbury (ASC)	d												0803					
Worcestershire Parkway (WOP)	d												0814					
University (UNI)	d												0839					
Birmingham New Street (BHM)	12 d		0719			0749	0803		0812				0849	0903		0918		
Water Orton (WTO)	d																	
Wilnecote (WNE)	d		0734										0904					
Tamworth (TAM)	d		0738			0806	0819		0829				0908			0935		
Burton-on-Trent (BUT)	d		0750			0818	0830		0841				0920	0926		0946		
Willington (WIL)	d					0824												
Crewe (CRE)	10 d			0709														
Alsager (ASG)	d			0718														
Kidsgrove (KDG)	d			0722														
Longport (LPT)	d																	
Stoke-on-Trent (SOT)	d			0735g														
Longton (LGN)	d			0742														
Blythe Bridge (BYB)	d			0747														
Uttoxeter (UTT)	d			0759														
Tutbury & Hatton (TUT)	d			0808														
Peartree (PEA)	d																	
Matlock (MAT)	d	0710						0810							0913			
Matlock Bath (MTB)	d	0712						0812							0915			
Cromford (CMF)	d	0715						0815							0918			
Whatstandwell (WTS)	d	0720						0820							0923			
Ambergate (AMB)	d	0726						0826							0929			
Belper (BLP)	d	0731						0831							0934			
Duffield (DFI)	d	0735						0835							0938			
Derby (DBY)	6 a	0742	0804	0822	0835	0840	0842	0852					0931	0936	0945	0959		
Derby (DBY)	6 d		0808	0826	0832	0840		0859	0932				0940			1008		
Spondon (SPO)	d																	
Long Eaton (LGE)	d		0817	0835	0839a	0849			0940a				0949					
Attenborough (ATB)	d																	1025
Beeston (BEE)	d		0825	0845	0850	0859				0922		0941	0957					1029
Nottingham (NOT)	6 a		0831	0853	0859	0905			0922	0933	0948	1003				1029	1036	1049
Newark Castle (NCT)	a			0929									0956					1100
Lincoln (LCN)	a												1026					1130
Grimsby Town (GMB)	a																	1225

NOTES (see introductory pages for explanation of train operator codes and standard symbols)

- a Arrival time
- d Departure time
- g Arrives 5 minutes earlier

- A From London St Pancras Int, see table 052
- C From Sheffield to London St Pancras Int, see table 052
- D To Edinburgh, see table 050
- F From Leicester, see table 052
- H Also calls at Severn Tunnel Jn 0704 and Caldicot 0707
- J From Plymouth to Edinburgh, see table 050



Bristol, Cardiff, Birmingham, Crewe, Stoke-on-Trent, Matlock and Derby to Nottingham

Saturdays

Operator Train ID Days of operation/Notes 1st Class/Reservations/Bus/Ferry Catering facilities	EM 2N37	EM 1C35 C	XC 1M92	XC 1S39 J	EM 2A21	XC 1D57	EM 2L65 F	EM 1D26 A	EM 2N41	EM 1C41 C	XC 1M01	XC 1S41 J	EM 2A23	XC 1D59	EM 2L67 F	EM 1D31 A	EM 2N45	EM 1C47 C
Bristol Temple Meads (BRI)	10 d			0835								0935						
Bristol Parkway (BPW)	7 d			0844								0944						
Cardiff Central (CDF)	7 d		0745								0845							
Newport (South Wales) (NWP)	d		0800								0859							
Chepstow (CPW)	d										0916							
Lydney (LYD)	d		0825															
Gloucester (GCR)	7 d		0849								0949							
Cheltenham Spa (CNM)	d		0859	0915							0959	1015						
Ashchurch for Tewkesbury (ASC)	d																	
Worcestershire Parkway (WOP)	d		0914								1014							
University (UNI)	d		0939								1039							
Birmingham New Street (BHM)	12 d		0949	1003		1012					1049	1103		1112				
Water Orton (WTO)	d																	
Wilnecote (WNE)	d										1104							
Tamworth (TAM)	d		1006	1019		1029					1108			1129				
Burton-on-Trent (BUT)	d		1018			1041					1120	1126		1141				
Willington (WIL)	d		1024															
Crewe (CRE)	10 d	0910							1010									1110
Alsager (ASG)	d	0919							1019									1119
Kidsgrove (KDG)	d	0923							1023									1123
Longport (LPT)	d																	
Stoke-on-Trent (SOT)	d	0933							1033									1133
Longton (LGN)	d	0939							1039									1139
Blythe Bridge (BYB)	d	0945							1045									1145
Uttoxeter (UTT)	d	0957							1057									1157
Tutbury & Hatton (TUT)	d	1006							1106									1206
Peartree (PEA)	d																	
Matlock (MAT)	d				1013								1113					
Matlock Bath (MTB)	d				1015								1115					
Cromford (CMF)	d				1018								1118					
Whatstandwell (WTS)	d				1023								1123					
Ambergate (AMB)	d				1029								1129					
Belper (BLP)	d				1034								1134					
Duffield (DFI)	d				1038								1138					
Derby (DBY)	6 a	1019		1032	1037	1045	1053			1119		1131	1136	1145	1155			1219
Derby (DBY)	6 d	1023	1033	1040			1101			1122	1132	1140			1201			1222 1232
Spondon (SPO)	d																	
Long Eaton (LGE)	d	1033	1040a	1049					1131	1139a	1149							1231 1239a
Attenborough (ATB)	d							1119										
Beeston (BEE)	d	1047		1057				1123	1141	1147		1157			1220	1224	1241	1247
Nottingham (NOT)	6 a	1053		1103		1122	1135	1149	1152		1204			1223	1233	1248	1254	
Newark Castle (NCT)	a	1127						1201		1230								1300
Lincoln (LCN)	a							1230										1332
Grimsby Town (GMB)	a																	1428

NOTES (see introductory pages for explanation of train operator codes and standard symbols)

- a Arrival time
- d Departure time
- A From London St Pancras Int, see table 052
- C From Sheffield to London St Pancras Int, see table 052
- F From Leicester, see table 052
- J From Plymouth to Edinburgh, see table 050

## Bristol, Cardiff, Birmingham, Crewe, Stoke-on-Trent, Matlock and Derby to Nottingham

## Saturdays

Operator	XC	XC	EM	XC	EM	EM	EM	EM	XC	XC	EM	XC	EM	EM	XC	XC	EM	
Train ID	1M60	1S43	2A25	1D61	2L69	1D36	2N49	1C53	1M94	1S45	2A27	1D63	1C59	2L71	1D41	1M64	1S47	
Days of operation/Notes	K	K		F	A			C	L	L		C	F	A	K	K		
1st Class/Reservations/Bus/Ferry	1◇	1◇		1◇					1◇	1◇		1◇				1◇	1◇	
Catering facilities	⌘	⌘		⌘					⌘	⌘		⌘				⌘	⌘	
Bristol Temple Meads (BRI)	10 d		1035							1135							1235	
Bristol Parkway (BPW)	7 d		1044							1144							1244	
Cardiff Central (CDF)	7 d	0945							1045							1145		
Newport (South Wales) (NWP)	d	0959							1100							1159		
Chepstow (CPW)	d	1016														1217		
Lydney (LYD)	d								1124									
Gloucester (GCR)	7 d	1049							1149							1245		
Cheltenham Spa (CNM)	d	1059	1115						1159	1215						1255	1315	
Ashchurch for Tewkesbury (ASC)	d															1303		
Worcestershire Parkway (WOP)	d	1114							1214							1314		
University (UNI)	d	1139							1239							1339		
Birmingham New Street (BHM)	12 d	1149	1203		1212				1249	1303		1312				1349	1403	
Water Orton (WTO)	d																	
Wilnecote (WNE)	d								1304							1404		
Tamworth (TAM)	d	1206	1219		1229				1308			1329				1408	1419	
Burton-on-Trent (BUT)	d	1218			1241				1320	1326		1341				1420		
Willington (WIL)	d	1224																
Crewe (CRE)	10 d						1210											
Alsager (ASG)	d						1219											
Kidsgrove (KDG)	d						1223											
Longport (LPT)	d																	
Stoke-on-Trent (SOT)	d						1233											
Longton (LGN)	d						1239											
Blythe Bridge (BYB)	d						1245											
Uttoxeter (UTT)	d						1257											
Tutbury & Hatton (TUT)	d						1306											
Peartree (PEA)	d																	
Matlock (MAT)	d			1213								1313					1413	
Matlock Bath (MTB)	d			1215								1315					1415	
Cromford (CMF)	d			1218								1318					1418	
Whatstandwell (WTS)	d			1223								1323					1423	
Ambergate (AMB)	d			1229								1329					1429	
Belper (BLP)	d			1234								1334					1434	
Duffield (DFI)	d			1238								1338					1438	
Derby (DBY)	6 a	1232	1237	1245	1252		1319		1331	1336	1345	1353				1431	1437	1445
Derby (DBY)	6 d	1240			1301		1322	1332	1340			1401	1433			1440		
Spondon (SPO)	d																	
Long Eaton (LGE)	d	1249					1331	1339a	1349				1440a			1449		
Attenborough (ATB)	d					1320								1420				
Beeston (BEE)	d	1257			1324	1342	1346		1357					1423	1442	1457		
Nottingham (NOT)	6 a	1303			1324	1334	1349	1354	1403			1424		1433	1448	1503		
Newark Castle (NCT)	a					1400		1426								1502		
Lincoln (LCN)	a					1429										1532		
Grimsby Town (GMB)	a															1627		

NOTES (see introductory pages for explanation of train operator codes and standard symbols)

a Arrival time  
d Departure time

A From London St Pancras Int, see table 052  
C From Sheffield to London St Pancras Int, see table 052  
F From Leicester, see table 052  
K To Glasgow Central, see table 050  
L From Plymouth to Aberdeen, see table 050

## Bristol, Cardiff, Birmingham, Crewe, Stoke-on-Trent, Matlock and Derby to Nottingham

## Saturdays

Operator Train ID Days of operation/Notes 1st Class/Reservations/Bus/Ferry Catering facilities	XC 1D65	XC 1E44 G	EM 1D46 A	EM 2N57	EM 1C65 C	XC 1M99	XC 1S49 J	EM 2A31	XC 1D67	EM 2L75 F	EM 1D51 A	EM 2N61	EM 1C71 C	XC 1M68	XC 1S51 J	EM 2A33	XC 1D70	EM 2L77 M
	1◇	1◇	⌘		⌘	⌘	⌘		1◇		⌘		⌘	⌘	1◇		1◇	
Bristol Temple Meads (BRI)	10 d						1335								1435			
Bristol Parkway (BPW)	7 d						1344								1444			
Cardiff Central (CDF)	7 d					1245								1345				
Newport (South Wales) (NWP)	d					1259								1359				
Chepstow (CPW)	d					1316												
Lydney (LYD)	d													1423				
Gloucester (GCR)	7 d					1349								1449				
Cheltenham Spa (CNM)	d					1359	1415							1459	1515			
Ashchurch for Tewkesbury (ASC)	d																	
Worcestershire Parkway (WOP)	d					1414								1514				
University (UNI)	d					1439								1539				
Birmingham New Street (BHM)	12 d	1412	1428			1449	1503		1512					1549	1603		1612	
Water Orton (WTO)	d																	
Wilnecote (WNE)	d					1504								1604				
Tamworth (TAM)	d	1429				1508			1529					1608	1620		1629	
Burton-on-Trent (BUT)	d	1441				1520	1526		1541					1620			1641	
Willington (WIL)	d					1526												
Crewe (CRE)	10 d			1410								1510						
Alsager (ASG)	d			1419								1519						
Kidsgrove (KDG)	d			1423								1523						
Longport (LPT)	d																	
Stoke-on-Trent (SOT)	d			1433								1533						
Longton (LGN)	d			1439								1539						
Blythe Bridge (BYB)	d			1445								1545						
Uttoxeter (UTT)	d			1457								1557						
Tutbury & Hatton (TUT)	d			1506								1606						
Peartree (PEA)	d																	
Matlock (MAT)	d							1513									1613	
Matlock Bath (MTB)	d							1515									1615	
Cromford (CMF)	d							1518									1618	
Whatstandwell (WTS)	d							1523									1623	
Ambergate (AMB)	d							1529									1629	
Belper (BLP)	d							1534									1634	
Duffield (DFI)	d							1538									1638	
Derby (DBY)	6 a	1453	1458	1519		1536	1538	1545	1553			1619		1631	1639	1645	1653	
Derby (DBY)	6 d	1501		1524	1533	1540			1601			1622	1633	1640			1701	
Spondon (SPO)	d																	
Long Eaton (LGE)	d			1533	1540a	1549						1631	1640a	1649			1710	
Attenborough (ATB)	d																	1723
Beeston (BEE)	d			1542	1546	1557				1622	1642	1647		1657			1718	1727
Nottingham (NOT)	6 a	1523	1549	1554		1603			1624	1631	1648	1654		1703			1724	1733
Newark Castle (NCT)	a			1626						1659		1728						1802
Lincoln (LCN)	a									1729								1832
Grimsby Town (GMB)	a									1825								1930

NOTES (see introductory pages for explanation of train operator codes and standard symbols)

a Arrival time  
d Departure time

A From London St Pancras Int, see table 052  
C From Sheffield to London St Pancras Int, see table 052  
F From Leicester, see table 052  
G To Newcastle, see table 050  
J From Plymouth to Edinburgh, see table 050  
M From Leicester to Cleethorpes, see table 057

## Bristol, Cardiff, Birmingham, Crewe, Stoke-on-Trent, Matlock and Derby to Nottingham

## Saturdays

Operator Train ID Days of operation/Notes 1st Class/Reservations/Bus/Ferry Catering facilities	EM 1D56 A	EM 2N65	EM 1C77 C	XC 1M98	XC 1S53 D	EM 2A35	XC 1D72	EM 2L79 F	EM 1D61 A	EM 2N69	EM 1C83 C	XC 1M73	XC 1S55 J	EM 2A37	XC 1D74	EM 1C89 C	EM 1D66 A	XC 1M75
	♣		♣	♣	♣		♣		♣		♣	♣	♣		♣	♣	♣	♣
Bristol Temple Meads (BRI)	10 d				1535								1635					
Bristol Parkway (BPW)	7 d				1544								1644					
Cardiff Central (CDF)	7 d			1445								1545						1645
Newport (South Wales) (NWP)	d			1459								1559						1659
Chepstow (CPW)	d			1518								1616						
Lydney (LYD)	d																	1724
Gloucester (GCR)	7 d			1549								1645						1749
Cheltenham Spa (CNM)	d			1559	1615							1655	1715					1759
Ashchurch for Tewkesbury (ASC)	d											1703						
Worcestershire Parkway (WOP)	d			1614								1714						1814
University (UNI)	d			1639								1739						1839
Birmingham New Street (BHM)	12 d			1649	1703		1712					1749	1803		1812			1849
Water Orton (WTO)	d																	
Wilnecote (WNE)	d			1704								1804						1904
Tamworth (TAM)	d			1708			1730					1808	1819		1829			1908
Burton-on-Trent (BUT)	d			1720	1726		1744					1820			1841			1920
Willington (WIL)	d											1826						
Crewe (CRE)	10 d		1610								1710							
Alsager (ASG)	d		1619								1719							
Kidsgrove (KDG)	d		1623								1723							
Longport (LPT)	d																	
Stoke-on-Trent (SOT)	d		1632								1733							
Longton (LGN)	d		1638								1739							
Blythe Bridge (BYB)	d		1644								1745							
Uttoxeter (UTT)	d		1656								1757							
Tutbury & Hatton (TUT)	d		1705								1806							
Peartree (PEA)	d		1717															
Matlock (MAT)	d					1713									1813			
Matlock Bath (MTB)	d					1715									1815			
Cromford (CMF)	d					1718									1818			
Whatstandwell (WTS)	d					1723									1823			
Ambergate (AMB)	d					1729									1829			
Belper (BLP)	d					1734									1835			
Duffield (DFI)	d					1738									1839			
Derby (DBY)	6 a		1719	1731	1736	1745	1755			1819		1836	1837	1846	1852			1931
Derby (DBY)	6 d		1723	1732	1740		1759			1824	1832	1840			1856	1933		1940
Spondon (SPO)	d																	
Long Eaton (LGE)	d		1732	1739a	1749		1808			1833	1839a	1849			1905	1940a		1949
Attenborough (ATB)	d							1819										
Beeston (BEE)	d	1742	1748		1757		1817	1823	1842	1846		1857			1915		1942	1957
Nottingham (NOT)	6 a	1749	1754		1803		1824	1832	1848	1853		1903			1924		1951	2003
Newark Castle (NCT)	a		1825					1901		1928								
Lincoln (LCN)	a							1931										
Grimsby Town (GMB)	a																	

NOTES (see introductory pages for explanation of train operator codes and standard symbols)

a Arrival time  
d Departure time

A From London St Pancras Int, see table 052  
C From Sheffield to London St Pancras Int, see table 052  
D To Edinburgh, see table 050  
F From Leicester, see table 052  
J From Plymouth to Edinburgh, see table 050

Bristol, Cardiff, Birmingham, Crewe, Stoke-on-Trent, Matlock and Derby to Nottingham

Saturdays

Operator Train ID Days of operation/Notes 1st Class/Reservations/Bus/Ferry Catering facilities	XC	EM	XC	EM	EM	EM	EM	XC	XC	EM	EM	EM	EM	EM	NT	XC	XC	EM
	1E63	2A39	1D76	2L83	1D71	2A73	1C95	1M95	1E67	2A41	2L85	1D96	2A75	1C98	1Y99	1M84	1E73	2A45
	N		F	A		C		P		F	A		Q	R		S		
	1◇		1◇				1◇	1◇								1◇	1◇	
	⌘						⌘	⌘								⌘	⌘	
Bristol Temple Meads (BRI)	10 d	1735						1835									1931	
Bristol Parkway (BPW)	7 d	1744						1844									1940	
Cardiff Central (CDF)	7 d							1745									1845	
Newport (South Wales) (NWP)	d							1759									1859	
Chepstow (CPW)	d							1817									1916	
Lydney (LYD)	d																	
Gloucester (GCR)	7 d							1845									1949	
Cheltenham Spa (CNM)	d	1815						1855	1915								1959	2011
Ashchurch for Tewkesbury (ASC)	d							1903										
Worcestershire Parkway (WOP)	d							1914									2014	
University (UNI)	d							1939									2039	
Birmingham New Street (BHM)	12 d	1903		1912				1949	2003								2049	2103
Water Orton (WTO)	d																	
Wilnecote (WNE)	d							2004									2104	
Tamworth (TAM)	d			1929				2008	2020								2108	2120
Burton-on-Trent (BUT)	d	1926		1941				2020									2120	2131
Willington (WIL)	d																	
Crewe (CRE)	10 d						1910						2010					
Alsager (ASG)	d						1919						2019					
Kidsgrove (KDG)	d						1923						2023					
Longport (LPT)	d						1929						2029					
Stoke-on-Trent (SOT)	d						1934						2034					
Longton (LGN)	d						1940						2040					
Blythe Bridge (BYB)	d						1946						2046					
Uttoxeter (UTT)	d						1958						2058					
Tutbury & Hatton (TUT)	d						2007						2107					
Peartree (PEA)	d																	
Matlock (MAT)	d		1913							2013								2115
Matlock Bath (MTB)	d		1915							2015								2118
Cromford (CMF)	d		1918							2018								2121
Whatstandwell (WTS)	d		1923							2023								2126
Ambergate (AMB)	d		1929							2029								2132
Belper (BLP)	d		1934							2034								2138
Duffield (DFI)	d		1938							2038								2142
Derby (DBY)	6 a	1937	1945	1952		2020		2031	2039	2045			2120			2131	2142	2149
Derby (DBY)	6 d			1959		2023	2033	2040					2130	2134	2142	2146		
Spondon (SPO)	d															2150		
Long Eaton (LGE)	d					2032	2040a	2049					2139	2143a		2157		
Attenborough (ATB)	d				2019								2120					
Beeston (BEE)	d				2023	2042	2046	2057					2124	2142	2147		2210	
Nottingham (NOT)	6 a		2019	2029	2048	2053		2103					2130	2148	2155		2200	2215
Newark Castle (NCT)	a				2057								2205					
Lincoln (LCN)	a				2127								2232					
Grimsby Town (GMB)	a																	

NOTES (see introductory pages for explanation of train operator codes and standard symbols)

- a Arrival time
- d Departure time
- A From London St Pancras Int, see table 052
- C From Sheffield to London St Pancras Int, see table 052
- F From Leicester, see table 052
- N From Plymouth to York, see table 050
- P From Plymouth to Leeds, see table 050
- Q From Sheffield to Leicester, see table 052
- R From Leeds, see table 053
- S To Leeds, see table 053

Bristol, Cardiff, Birmingham, Crewe, Stoke-on-Trent, Matlock and Derby to Nottingham

Saturdays

Operator Train ID Days of operation/Notes 1st Class/Reservations/Bus/Ferry Catering facilities	EM 1M95 T	EM 2A77	XC 1M83 U ◇ ⚓	EM 2A81	EM 2L87 F	EM 1D81 A	XC 1M85 V ◇ ⚓	XC 1M87 ◇ ⚓	EM 2L89 F	EM 2A83	EM 1D86 SUM A ⚓
Bristol Temple Meads (BRI)	10 d		2031								
Bristol Parkway (BPW)	7 d		2040								
Cardiff Central (CDF)	7 d						2000	2048			
Newport (South Wales) (NWP)	d						2014	2102			
Chepstow (CPW)	d						2036				
Lydney (LYD)	d						2044				
Gloucester (GCR)	7 d						2107	2149			
Cheltenham Spa (CNM)	d		2111				2118	2159			
Ashchurch for Tewkesbury (ASC)	d						2125				
Worcestershire Parkway (WOP)	d							2214			
University (UNI)	d						2200	2239			
Birmingham New Street (BHM)	12 d		2203				2210	2249			
Water Orton (WTO)	d										
Wilnecote (WNE)	d							2304			
Tamworth (TAM)	d		2220				2228	2308			
Burton-on-Trent (BUT)	d		2231				2240	2320			
Willington (WIL)	d						2246				
Crewe (CRE)	10 d		2127								
Alsager (ASG)	d		2136								
Kidsgrove (KDG)	d		2140								
Longport (LPT)	d		2146								
Stoke-on-Trent (SOT)	d		2151								
Longton (LGN)	d		2157								
Blythe Bridge (BYB)	d		2203								
Uttoxeter (UTT)	d		2215								
Tutbury & Hatton (TUT)	d		2224								
Peartree (PEA)	d										
Matlock (MAT)	d			2213						2313	
Matlock Bath (MTB)	d			2215						2315	
Cromford (CMF)	d			2218						2318	
Whatstandwell (WTS)	d			2223						2323	
Ambergate (AMB)	d			2229						2329	
Belper (BLP)	d	2228		2234						2334	
Duffield (DFI)	d			2238						2338	
Derby (DBY)	6 a	2236	2238	2242	2246		2255	2331		2345	
Derby (DBY)	6 d						2259			2347	
Spondon (SPO)	d										
Long Eaton (LGE)	d						2310			2356	
Attenborough (ATB)	d				2220				2357	0004	
Beeston (BEE)	d				2224	2242	2321		0002	0007	0012
Nottingham (NOT)	8 a				2230	2248	2327		0008	0014	0018
Newark Castle (NCT)	a										
Lincoln (LCN)	a										
Grimsby Town (GMB)	a										

NOTES (see introductory pages for explanation of train operator codes and standard symbols)

- a Arrival time
- d Departure time
- A From London St Pancras Int, see table 052
- F From Leicester, see table 052
- T From Sheffield, see table 053
- U From Plymouth, see table 050
- V Also calls at Severn Tunnel Jn 2025 and Caldicot 2027
- SUM Sunday mornings

Bristol, Cardiff, Birmingham, Crewe, Stoke-on-Trent, Matlock and Derby to Nottingham

Sundays

Operator Train ID Days of operation/Notes 1st Class/Reservations/Bus/Ferry Catering facilities	EM 2L89 A	EM 2A83	EM 1D86 B	EM 1C03 C	EM 2A19	EM 1C06 D	EM 2A23	XC 1S37 E 1◇	EM 1C09 D	EM 2A27	XC 1S39 E 1◇	EM 1D03 B	EM 2A31	EM 1C13 D	XC 1S41 E 1◇	EM 1C16 D	EM 1D06 B	XC 1D00 1◇
Bristol Temple Meads (BRI)	10 d																	
Bristol Parkway (BPW)	7 d														0915 0924			
Cardiff Central (CDF)	7 d																	
Newport (South Wales) (NWP)	d																	
Chepstow (CPW)	d																	
Lydney (LYD)	d																	
Gloucester (GCR)	7 d														1002 1011			
Cheltenham Spa (CNM)	d																	
Ashchurch for Tewkesbury (ASC)	d																	
Worcestershire Parkway (WOP)	d																	
University (UNI)	d																	
Birmingham New Street (BHM)	12 d							0903			1003				1103			1149
Water Orton (WTO)	d																	
Wilnecote (WNE)	d																	
Tamworth (TAM)	d							0919			1019							1206
Burton-on-Trent (BUT)	d							0930			1030				1126			1218
Willington (WIL)	d																	
Crewe (CRE)	10 d																	
Alsager (ASG)	d																	
Kidsgrove (KDG)	d																	
Longport (LPT)	d																	
Stoke-on-Trent (SOT)	d																	
Longton (LGN)	d																	
Blythe Bridge (BYB)	d																	
Uttoxeter (UTT)	d																	
Tutbury & Hatton (TUT)	d																	
Peartree (PEA)	d																	
Matlock (MAT)	d						0839						1038					
Matlock Bath (MTB)	d						0841						1040					
Cromford (CMF)	d						0844						1043					
Whatstandwell (WTS)	d						0849						1048					
Ambergate (AMB)	d						0855						1054					
Belper (BLP)	d						0900						1059					
Duffield (DFI)	d						0904						1103					
Derby (DBY)	6 a						0911	0940			1040		1110		1136			1229
Derby (DBY)	6 d			0751	0818	0855	0914		0958	1012			1112	1126		1225		1233
Spondon (SPO)	d																	
Long Eaton (LGE)	d			0758a	0827	0902a	0923		1006a	1021			1121	1134a		1234a		
Attenborough (ATB)	d				0834		0930			1028			1128					
Beeston (BEE)	d	0002	0007	0012		0837	0933			1031		1108	1132				1208	
Nottingham (NOT)	6 a	0008	0014	0018		0844	0941			1038		1115	1139				1214	1253
Newark Castle (NCT)	a																	
Lincoln (LCN)	a																	
Grimsby Town (GMB)	a																	

NOTES (see introductory pages for explanation of train operator codes and standard symbols)

- a Arrival time
- d Departure time
- A From Leicester, see table 052
- B From London St Pancras Int, see table 052
- C To London St Pancras Int, see table 052
- D From Sheffield to London St Pancras Int, see table 052
- E To Edinburgh, see table 050

Bristol, Cardiff, Birmingham, Crewe, Stoke-on-Trent, Matlock and Derby to Nottingham

Sundays

Operator	XC	EM	EM	EM	XC	XC	EM	EM	XC	XC	EM	EM	EM	XC	XC	EM	EM		
Train ID	1S43	1D09	2A39	1C20	1M94	1S45	1D14	1C25	1M64	1S47	1D18	2A47	1K00	1C30	1M99	1S49	1D22	2A51	
Days of operation/Notes	F	B		D		G	B	D		H	B			D		J	B		
1st Class/Reservations/Bus/Ferry Catering facilities	1◇	1		1P	1◇	1◇	1P	1P	1◇	1◇	1P			1P	1	1◇	1P		
Bristol Temple Meads (BRI)	10 d	1031				1131				1231						1331			
Bristol Parkway (BPW)	7 d	1040				1140				1240						1340			
Cardiff Central (CDF)	7 d				1048				1145						1245				
Newport (South Wales) (NWP)	d				1102				1159						1258				
Chepstow (CPW)	d																		
Lydney (LYD)	d																		
Gloucester (GCR)	7 d				1149				1249						1349				
Cheltenham Spa (CNM)	d	1111			1159	1211			1259	1311					1359	1411			
Ashchurch for Tewkesbury (ASC)	d																		
Worcestershire Parkway (WOP)	d				1214				1314						1414				
University (UNI)	d				1239				1339						1439				
Birmingham New Street (BHM)	12 d	1203			1249	1303			1349	1403					1449	1503			
Water Orton (WTO)	d																		
Wilnecote (WNE)	d														1504				
Tamworth (TAM)	d	1219			1306				1406	1419					1508				
Burton-on-Trent (BUT)	d				1318	1326			1418						1520	1526			
Willington (WIL)	d																		
Crewe (CRE)	10 d												1410						
Alsager (ASG)	d												1419						
Kidsgrove (KDG)	d												1423						
Longport (LPT)	d																		
Stoke-on-Trent (SOT)	d													1432					
Longton (LGN)	d													1438					
Blythe Bridge (BYB)	d													1444					
Uttoxeter (UTT)	d													1456					
Tutbury & Hatton (TUT)	d													1505					
Peartree (PEA)	d																		
Matlock (MAT)	d			1237									1442					1540	
Matlock Bath (MTB)	d			1239									1444					1542	
Cromford (CMF)	d			1242									1447					1545	
Whatstandwell (WTS)	d			1247									1452					1550	
Ambegate (AMB)	d			1253									1458					1557c	
Belper (BLP)	d			1258									1503					1602	
Duffield (DFI)	d			1302									1508					1606	
Derby (DBY)	6 a	1237	1309		1329	1336			1429	1437			1515	1518		1531	1536	1613	
Derby (DBY)	6 d		1312	1325	1333			1425	1433				1516		1528	1535		1615	
Spondon (SPO)	d																		
Long Eaton (LGE)	d		1321	1334a				1433a					1525		1537a			1624	
Attenborough (ATB)	d		1329										1531					1631	
Beeston (BEE)	d		1308	1332			1421				1527		1535				1611	1634	
Nottingham (NOT)	6 a	1315	1339		1353		1427		1453		1533		1544			1555		1623	1641
Newark Castle (NCT)	a																		
Lincoln (LCN)	a																		
Grimsby Town (GMB)	a																		

NOTES (see introductory pages for explanation of train operator codes and standard symbols)

- a Arrival time
- d Departure time
- c Arrives 3 minutes earlier
- B From London St Pancras Int, see table 052
- D From Sheffield to London St Pancras Int, see table 052
- F To Glasgow Central, see table 050
- G From Plymouth to Dundee, see table 050
- H From Plymouth to Glasgow Central, see table 050
- J From Penzance to Edinburgh, see table 050



## Bristol, Cardiff, Birmingham, Crewe, Stoke-on-Trent, Matlock and Derby to Nottingham

## Sundays

Operator Train ID Days of operation/Notes 1st Class/Reservations/Bus/Ferry Catering facilities	EM 1K02	EM 1C36 D	XC 1M67	XC 1S51 K	EM 1D27 B	EM 2A55	EM 1K04	EM 1D30 B	EM 1C42 D	XC 1M98	XC 1S53 E	EM 2A57	EM 1D33 B	EM 2A59	EM 1K06	EM 1D36 B	EM 1C48 D	XC 1M73
		⏏	⏏ ⏏	⏏ ⏏	⏏			⏏	⏏	⏏ ⏏	⏏ ⏏		⏏			⏏	⏏	⏏ ⏏
Bristol Temple Meads (BRI)	10 d			1429							1531							
Bristol Parkway (BPW)	7 d			1438							1540							
Cardiff Central (CDF)	7 d		1345							1445								1545
Newport (South Wales) (NWP)	d		1401							1459								1559
Chepstow (CPW)	d																	
Lydney (LYD)	d																	
Gloucester (GCR)	7 d		1449							1549								1649
Cheltenham Spa (CNM)	d		1459	1509						1559	1611							1659
Ashchurch for Tewkesbury (ASC)	d																	
Worcestershire Parkway (WOP)	d		1514							1614								1714
University (UNI)	d		1538							1639								1739
Birmingham New Street (BHM)	12 d		1549	1603						1649	1703							1749
Water Orton (WTO)	d																	
Wilnecote (WNE)	d																	
Tamworth (TAM)	d		1606	1620						1706								1806
Burton-on-Trent (BUT)	d		1618							1718	1726							1818
Willington (WIL)	d																	
Crewe (CRE)	10 d	1510					1610								1710			
Alsager (ASG)	d	1519					1619								1719			
Kidsgrove (KDG)	d	1523					1623								1723			
Longport (LPT)	d																	
Stoke-on-Trent (SOT)	d	1532					1634c								1735f			
Longton (LGN)	d	1537					1639								1740			
Blythe Bridge (BYB)	d	1543					1645								1746			
Uttoxeter (UTT)	d	1555					1657								1758			
Tutbury & Hatton (TUT)	d	1604					1706								1807			
Peartree (PEA)	d																	
Matlock (MAT)	d					1637								1742				
Matlock Bath (MTB)	d					1639								1744				
Cromford (CMF)	d					1642								1747				
Whatstandwell (WTS)	d					1647								1752				
Ambergate (AMB)	d					1653								1758				
Belper (BLP)	d					1658								1803				
Duffield (DFI)	d					1702								1807				
Derby (DBY)	6 a	1617	1629	1639	1709	1720				1729	1736			1814	1820			1829
Derby (DBY)	6 d		1628	1633		1711				1725	1733	1749		1816			1826	1833
Spondon (SPO)	d																	
Long Eaton (LGE)	d		1636a			1720			1733a					1825			1833a	
Attenborough (ATB)	d					1727								1832				
Beeston (BEE)	d				1717	1731	1743					1808	1835		1845			
Nottingham (NOT)	6 a		1653	1723	1738	1750			1754		1809	1815	1842		1850			1854
Newark Castle (NCT)	a																	
Lincoln (LCN)	a																	
Grimsby Town (GMB)	a																	

NOTES (see introductory pages for explanation of train operator codes and standard symbols)

- a Arrival time  
d Departure time  
c Arrives 3 minutes earlier  
f Arrives 4 minutes earlier

- B From London St Pancras Int, see table 052  
D From Sheffield to London St Pancras Int, see table 052  
E To Edinburgh, see table 050  
K From Plymouth to Edinburgh, see table 050

## Bristol, Cardiff, Birmingham, Crewe, Stoke-on-Trent, Matlock and Derby to Nottingham

## Sundays

Operator Train ID Days of operation/Notes 1st Class/Reservations/Bus/Ferry Catering facilities	XC 1S55 K ◇ ♠	EM 2A63	EM 1K08	EM 1D42 B Ⓟ	EM 1C53 D Ⓟ	XC 1M75 ◇ ♠	XC 1E63 L ◇ ♠	EM 2A67	EM 1K10	EM 1D48 B Ⓟ	EM 1C56 D Ⓟ	XC 1M95 ◇ ♠	XC 1E67 M ◇ ♠	EM 1C59 D Ⓟ	EM 2A71	EM 1K12	EM 1D54 B Ⓟ	XC 1M83 ◇ ♠
Bristol Temple Meads (BRI)	10 d	1631					1731						1831					
Bristol Parkway (BPW)	7 d	1640					1740						1840					
Cardiff Central (CDF)	7 d					1645						1745						1845
Newport (South Wales) (NWP)	d					1659						1759						1859
Chepstow (CPW)	d																	
Lydney (LYD)	d																	
Gloucester (GCR)	7 d					1749						1849						1949
Cheltenham Spa (CNM)	d	1711				1759	1811					1859	1911					1959
Ashchurch for Tewkesbury (ASC)	d																	
Worcestershire Parkway (WOP)	d					1814						1914						2014
University (UNI)	d					1839						1939						2039
Birmingham New Street (BHM)	12 d	1803				1849	1903					1949	2003					2049
Water Orton (WTO)	d																	
Wilnecote (WNE)	d					1904												
Tamworth (TAM)	d	1820				1908						2006	2020					2106
Burton-on-Trent (BUT)	d					1920	1926					2017						2117
Willington (WIL)	d																	
Crewe (CRE)	10 d		1810						1910								2010	
Alsager (ASG)	d		1819						1919								2019	
Kidsgrove (KDG)	d		1823						1923								2023	
Longport (LPT)	d																	
Stoke-on-Trent (SOT)	d		1836e						1935f								2035f	
Longton (LGN)	d		1841						1940								2040	
Blythe Bridge (BYB)	d		1847						1946								2046	
Uttoxeter (UTT)	d		1859						1958								2058	
Tutbury & Hatton (TUT)	d		1908						2007								2107	
Peartree (PEA)	d																	
Matlock (MAT)	d		1842					1941								2042		
Matlock Bath (MTB)	d		1844					1943								2044		
Cromford (CMF)	d		1847					1946								2047		
Whatstandwell (WTS)	d		1852					1951								2052		
Ambergate (AMB)	d		1858					1957								2058		
Belper (BLP)	d		1903					2002								2103		
Duffield (DFI)	d		1907					2006								2107		
Derby (DBY)	6 a	1839	1914	1921		1931	1937	2013	2021			2029	2039			2114	2120	2129
Derby (DBY)	6 d		1916			1923	1937		2015			2025	2034		2103	2116		2134
Spondon (SPO)	d																	
Long Eaton (LGE)	d		1925			1931a		2024			2033a			2111a	2125			
Attenborough (ATB)	d		1932					2031							2132			
Beeston (BEE)	d		1935		1944			2034		2044					2135		2141	
Nottingham (NOT)	6 a		1942		1950		1957	2041		2050		2054			2143		2147	2154
Newark Castle (NCT)	a																	
Lincoln (LCN)	a																	
Grimsby Town (GMB)	a																	

NOTES (see introductory pages for explanation of train operator codes and standard symbols)

- a Arrival time  
d Departure time  
e Arrives 5 minutes earlier  
f Arrives 4 minutes earlier

- B From London St Pancras Int, see table 052  
D From Sheffield to London St Pancras Int, see table 052  
K From Plymouth to Edinburgh, see table 050  
L To York, see table 053  
M From Plymouth to Leeds, see table 050

## Bristol, Cardiff, Birmingham, Crewe, Stoke-on-Trent, Matlock and Derby to Nottingham

## Sundays

Operator Train ID	XC 1E73	EM 1D56	EM 2A75	EM 1K14	XC 1E75	EM 1D61	EM 2A79	EM 1D64	MM MM B	Notes
Bristol Temple Meads (BRI)	10	d	1931			2031				
Bristol Parkway (BPW)	7	d	1940			2040				
Cardiff Central (CDF)	7	d								
Newport (South Wales) (NWP)		d								
Chepstow (CPW)		d								
Lydney (LYD)		d								
Gloucester (GCR)	7	d								
Cheltenham Spa (CNM)		d	2011		2111					
Ashchurch for Tewkesbury (ASC)		d								
Worcestershire Parkway (WOP)		d								
University (UNI)		d								
Birmingham New Street (BHM)	12	d	2103			2203				
Water Orton (WTO)		d								
Wilnecote (WNE)		d								
Tamworth (TAM)		d	2119		2220					
Burton-on-Trent (BUT)		d	2130							
Willington (WIL)		d								
Crewe (CRE)	10	d			2122					
Alsager (ASG)		d			2131					
Kidsgrove (KDG)		d			2135					
Longport (LPT)		d								
Stoke-on-Trent (SOT)		d			2144					
Longton (LGN)		d			2150					
Blythe Bridge (BYB)		d			2156					
Uttoxeter (UTT)		d			2208					
Tutbury & Hatton (TUT)		d			2217					
Peartree (PEA)		d								
Matlock (MAT)		d			2144			2256		
Matlock Bath (MTB)		d			2146			2258		
Cromford (CMF)		d			2149			2301		
Whatstandwell (WTS)		d			2154			2306		
Ambergate (AMB)		d			2200			2312		
Belper (BLP)		d			2205			2318		
Duffield (DFI)		d			2209			2323		
Derby (DBY)	6	a	2140		2216	2230	2239	2330		
Derby (DBY)	6	d			2219			2332		
Spondon (SPO)		d								
Long Eaton (LGE)		d			2228			2341		
Attenborough (ATB)		d			2235			2348		
Beeston (BEE)		d			2206	2238	2320	2352	0023	
Nottingham (NOT)	6	a			2212	2245		2326	2359	0029
Newark Castle (NCT)		a								
Lincoln (LCN)		a								
Grimsby Town (GMB)		a								

NOTES (see introductory pages for explanation of train operator codes and standard symbols)

a Arrival time

d Departure time

B From London St Pancras Int, see table 052

M From Plymouth to Leeds, see table 050

N To Leeds, see table 053

MM Monday mornings