

London to Putney, Hounslow, Richmond, Twickenham and Kingston

Mondays to Fridays

Operator Train ID Days of operation/Notes	SW 1S77	SW 2C79	SW 2O75	SW 2V71	SW 2U79	SW 2S79	SW 2U79	SW 2O77	SW 2O79	SW 2Y03	SW 2V03	SW 2C05	SW 2U05	SW 2S05	SW 2O03	SW 2C07
	MX B	MO A	MX	MO	MO	MX	MX	MO	MO	E		A	D	E	W	A
London Waterloo (WAT)	15 d							0003	0018		0510	0517			0531	0550
Vauxhall (VXH)	d						0002	0007	0022		0514	0521			0535	
Queenstown Rd.(Battersea) (QRB)	d							0010			0517	0524			0538	
Clapham Junction (CLJ)	10 d					0003	0009	0013	0028	0506	0520	0527		0532	0541	0558
Wandsworth Town (WNT)	d					0006		0016		0508	0523			0535	0544	
Putney (PUT)	d					0009	0013	0019	0032	0511	0526			0538	0547	
Barnes (BNS)	d				0003	0013		0022		0514	0530			0542	0550	
Barnes Bridge (BNI)	d					0015					0532			0544		
Chiswick (CHK)	d					0018					0535			0547		
Kew Bridge (KWB)	d					0020					0537			0550		
Brentford (BFD)	d					0023					0540			0553		
Syon Lane (SYL)	d					0025					0542			0555		
Isleworth (ISL)	d					0027					0544			0557		
Hounslow (HOU)	a					0030					0547			0600		
Hounslow (HOU)	d	0001				0031								0601		
Mortlake (MTL)	d				0005			0024		0517					0553	
North Sheen (NSH)	d				0007			0026		0519					0556	
Richmond (RMD)	d				0010		0019	0029	0038	0521		0536			0558	0606
St Margarets (SMG)	d			0001	0012			0031		0524					0601	
Twickenham (TWI)	d		0003	0004	0012	0015		0023	0034	0042	0526		0540	0554	0604	0610
Whitton (WTN)	d				0018			0026			0529			0557		
Feltham (FEL)	a	0006	0008		0022	0037	0030			0533		0546	0601	0606		0616
Ashford (Surrey) (AFS)	a	0010			0026	0041	0034			0538			0605	0610		
Staines (SNS)	a	0014	0015		0030	0047	0038			0541		0553	0609	0614		0622
Strawberry Hill (STW)	a			0008	0015			0037	0045s						0607	
Teddington (TED)	a			0012	0019				0049s						0611	
Hampton Wick (HMW)	a			0014	0022				0052s						0614	
Kingston (KNG)	a			0016	0024				0054						0616	

Operator Train ID Days of operation/Notes	SW 2R03	SW 2S07	SW 2U07	SW 2O05	SW 2C09	SW 2R05	SW 2V05	SW 2S09	SW 2U09	SW 2O07	SW 2C11	SW 2R07	SW 2S11	SW 2U11	SW 2O09	SW 2C13
		E	D	W	A	C	R	E	D	W	A	C	E	D	W	C
London Waterloo (WAT)	15 d	0552	0558	0601	0620	0615		0622	0628	0631	0650	0645	0652	0658	0701	0720
Vauxhall (VXH)	d	0556	0602	0605		0619		0626	0632	0635		0649	0656	0702	0705	
Queenstown Rd.(Battersea) (QRB)	d	0559		0608		0622		0629		0638		0652	0659	0708	0708	
Clapham Junction (CLJ)	10 d	0602	0608	0611	0628	0625		0632	0638	0641	0658	0655	0702	0708	0711	0728
Wandsworth Town (WNT)	d		0605	0614		0628		0635		0644		0658	0705	0714		
Putney (PUT)	d		0608	0612	0617	0631		0638	0642	0647		0701	0708	0712	0717	
Barnes (BNS)	d		0612	0621	0621	0635		0642		0650		0705	0712	0720		
Barnes Bridge (BNI)	d		0614					0644					0714			
Chiswick (CHK)	d		0617					0647					0717			
Kew Bridge (KWB)	d		0620					0650					0720			
Brentford (BFD)	d		0623					0653					0723			
Syon Lane (SYL)	d		0625					0655					0725			
Isleworth (ISL)	d		0627					0657					0727			
Hounslow (HOU)	a		0630			0658f		0700				0730f	0730			
Hounslow (HOU)	d		0631				0648	0701					0731			
Mortlake (MTL)	d			0624		0637				0653		0707			0723	
North Sheen (NSH)	d			0626		0639				0656		0709			0726	
Richmond (RMD)	d			0618	0629	0636	0642		0648	0658	0706	0712		0718	0728	0736
St Margarets (SMG)	d			0632	0632	0644				0701		0714			0731	
Twickenham (TWI)	d	0617		0626e	0634	0640	0647		0652	0704	0710	0717		0722	0734	0742
Whitton (WTN)	d	0620a		0629		0650	0653a		0655			0720		0725		
Feltham (FEL)	a		0637	0633		0646		0706	0659		0716		0739	0729		0747
Ashford (Surrey) (AFS)	a		0642	0637				0710	0703				0743	0733		
Staines (SNS)	a		0645	0641		0652		0714	0707		0722		0747	0737		0754
Strawberry Hill (STW)	a			0638						0707					0737	
Teddington (TED)	a			0641						0711					0741	
Hampton Wick (HMW)	a			0645						0714					0745	
Kingston (KNG)	a			0647						0716					0747	

For the complete service between Teddington, Kingston and London via Wimbledon see table 161

NOTES (see introductory pages for explanation of train operator codes and standard symbols)

- a Arrival time MO Mondays only
d Departure time MX Not Mondays
s Stops to set down only
e Arrives 5 minutes earlier
f Calls at Hounslow after Whitton
A To Reading, see table 151
B To Woking, see table 151
C To London Waterloo via Chiswick
D To Windsor & Eton Riverside, see table 151
E To Weybridge, see table 151
R To London Waterloo via Richmond
W To London Waterloo via Wimbledon, see table 161

London to Putney, Hounslow, Richmond, Twickenham and Kingston

Mondays to Fridays

Operator Train ID Days of operation/Notes	SW	SW	SW	SW	SW	SW	SW	SW	SW	SW	SW	SW	SW	SW	SW	SW	SW
	2R09 W	2S13 E	2U13 D	2N13 F	2O11 W	2V11 R	2C15 A	2R11 C	2S15 E	2U15 D	2O13 W	2V13 R	2C17 A	2R13 C	2S17 E	2U17 D	
London Waterloo (WAT)	0715	0722	0728		0731	0741	0750	0745	0752	0758	0801	0810	0820	0815	0822	0828	
Vauxhall (VXH)	0719	0726	0732		0735	0745		0749	0756	0802	0805	0814		0819	0827	0832	
Queenstown Rd.(Battersea) (QRB)	0722	0729			0738	0748		0752	0759		0808	0817		0822	0831		
Clapham Junction (CLJ)	0725	0732	0738	0746		0741	0751	0758		0802	0811	0821	0828	0825	0835	0839	
Wandsworth Town (WNT)	0728	0735			0744	0754		0758	0806		0814	0823		0828	0838		
Putney (PUT)	0731	0738	0742		0747	0757		0801	0809	0812	0817	0826		0831	0841	0843	
Barnes (BNS)	0735	0742			0752	0800		0807c	0812		0823c	0830		0836	0843		
Barnes Bridge (BNI)		0744					0802		0814			0832				0845	
Chiswick (CHK)		0747					0805		0818			0834				0847	
Kew Bridge (KWB)		0750					0808		0820			0837				0851	
Brentford (BFD)		0753					0811		0823			0840				0854	
Syon Lane (SYL)		0755					0813		0825			0842				0856	
Isleworth (ISL)		0757					0815		0827			0844				0858	
Hounslow (HOU)	0758f	0800					0820		0828f	0830		0847		0858f	0901		
Hounslow (HOU)		0801					0822		0831			0848			0901		
Mortlake (MTL)	0737				0755			0810			0825			0839			
North Sheen (NSH)	0739				0757			0812			0827			0841			
Richmond (RMD)	0742		0748	0754	0759		0806	0814		0818	0830		0836	0843		0849	
St Margarets (SMG)	0744				0802			0817			0832			0846			
Twickenham (TWI)	0747		0752	0758	0804		0810	0819		0822	0835		0840	0848		0853	
Whitton (WTN)	0750		0755				0826	0822		0825		0854		0851		0856	
Feltham (FEL)		0808	0759	0804				0816		0839	0829		0846		0908	0900	
Ashford (Surrey) (AFS)		0813	0804	0808						0843	0834				0913	0904	
Staines (SNS)		0816	0807	0812				0822		0847	0837		0852		0916	0908	
Strawberry Hill (STW)					0808							0838					
Teddington (TED)					0811							0842					
Hampton Wick (HMW)					0814							0844					
Kingston (KNG)					0816							0846					

Operator Train ID Days of operation/Notes	SW	SW	SW	SW	SW	SW	SW	SW	SW	SW	SW	SW	SW	SW	SW	SW	SW
	2O15 W	2V15 R	2C19 A	2R15 C	2S19 E	2U19 D	2O17 W	2V17 R	2C21 A	2R17 C	2S21 E	2U21 D	2O19 W	2C23 A	2S23 E	2U23 D	
London Waterloo (WAT)	0833	0840	0850	0845	0852	0858	0903	0907	0920	0915	0922	0928	0933	0950	0952	0958	
Vauxhall (VXH)	0837	0844		0849	0857	0902	0907	0911		0920	0926	0932	0937		0956	1002	
Queenstown Rd.(Battersea) (QRB)	0840	0847		0852	0900		0910	0914		0923	0929		0940		0959		
Clapham Junction (CLJ)	0843	0850	0858	0855	0903	0908	0913	0917	0928	0926	0932	0938	0943	0958	1002	1008	
Wandsworth Town (WNT)	0846	0853		0858	0906		0916	0920		0928	0935		0946		1005		
Putney (PUT)	0849	0856		0901	0909	0912	0919	0923		0931	0938	0942	0949		1008	1012	
Barnes (BNS)	0853	0859		0905	0912		0922	0929c		0935	0942		0952		1012		
Barnes Bridge (BNI)		0901			0914			0931			0944				1014		
Chiswick (CHK)		0904			0917			0934			0947				1017		
Kew Bridge (KWB)		0906			0920			0936			0950				1020		
Brentford (BFD)		0909			0923			0939			0953				1023		
Syon Lane (SYL)		0911			0925			0941			0955				1025		
Isleworth (ISL)		0913			0927			0943			0957				1027		
Hounslow (HOU)		0916		0928f	0930			0946		0958f	1000				1030		
Hounslow (HOU)		0918			0931			0949			1001				1031		
Mortlake (MTL)	0855			0907			0924			0937			0954				
North Sheen (NSH)	0857			0909			0926			0939			0956				
Richmond (RMD)	0900		0906	0912		0918	0929		0936	0942		0948	0959	1006		1018	
St Margarets (SMG)	0902			0914			0931			0944			1001				
Twickenham (TWI)	0905		0910	0917		0922	0934		0940	0947		0952	1004	1010		1022	
Whitton (WTN)		0925		0920		0925		0953		0950		0955			1025		
Feltham (FEL)			0916		0936	0929			0946		1006	0959		1016	1036	1029	
Ashford (Surrey) (AFS)					0940	0934					1010	1003			1040	1033	
Staines (SNS)			0922		0944	0937			0953		1014	1007		1022	1044	1037	
Strawberry Hill (STW)	0908							0937					1007				
Teddington (TED)	0912							0940					1011				
Hampton Wick (HMW)	0914							0944					1014				
Kingston (KNG)	0916							0946					1016				

NOTES (see introductory pages for explanation of train operator codes and standard symbols)

- a Arrival time
- d Departure time
- c Arrives 3 minutes earlier
- f Calls at Hounslow after Whitton
- A To Reading, see table 151
- C To London Waterloo via Chiswick
- D To Windsor & Eton Riverside, see table 151
- E To Weybridge, see table 151
- F To Aldershot, see table 151
- R To London Waterloo via Richmond
- W To London Waterloo via Wimbledon, see table 161

London to Putney, Hounslow, Richmond, Twickenham and Kingston

Mondays to Fridays

Operator Train ID Days of operation/Notes	SW	SW	SW	SW	SW	SW	SW	SW	SW	SW	SW	SW	SW	SW	SW	SW	
	2021 W	2C25 A	2S25 E	2U25 D	2023 W	2C27 A	2S27 E	2U27 D	2025 W	2C29 A	2S29 E	2U29 D	2027 W	2C31 A	2S31 E	2U31 D	
London Waterloo (WAT)	15 d	1003	1020	1022	1028	1033	1050	1052	1058	1103	1120	1122	1128	1133	1150	1152	1158
Vauxhall (VXH)	d	1007		1026	1032	1037		1056	1102	1107		1126	1132	1137		1156	1202
Queenstown Rd.(Battersea) (QRB)	d	1010		1029		1040		1059		1110		1129		1140		1159	
Clapham Junction (CLJ)	10 d	1013	1028	1032	1038	1043	1058	1102	1108	1113	1128	1132	1138	1143	1158	1202	1208
Wandsworth Town (WNT)	d	1016		1035		1046		1105		1116		1135		1146		1205	
Putney (PUT)	d	1019		1038	1042	1049		1108	1112	1119		1138	1142	1149		1208	1212
Barnes (BNS)	d	1022		1042		1052		1112		1122		1142		1152		1212	
Barnes Bridge (BNI)	d			1044				1114				1144				1214	
Chiswick (CHK)	d			1047				1117				1147				1217	
Kew Bridge (KWB)	d			1050				1120				1150				1220	
Brentford (BFD)	d			1053				1123				1153				1223	
Syon Lane (SYL)	d			1055				1125				1155				1225	
Isleworth (ISL)	d			1057				1127				1157				1227	
Hounslow (HOU)	a			1100				1130				1200				1230	
Hounslow (HOU)	d			1101				1131				1201				1231	
Mortlake (MTL)	d	1024				1054				1124				1154			
North Sheen (NSH)	d	1026				1056				1126				1156			
Richmond (RMD)	d	1029	1036		1048	1059	1106		1118	1129	1136		1148	1159	1206		1218
St Margarets (SMG)	d	1031				1101				1131				1201			
Twickenham (TWI)	d	1034	1040		1052	1104	1110		1122	1134	1140		1152	1204	1210		1222
Whitton (WTN)	d				1055				1125				1155				1225
Feltham (FEL)	a		1046	1106	1059		1116	1136	1129		1146	1206	1159		1216	1236	1229
Ashford (Surrey) (AFS)	a			1110	1104			1140	1133			1210	1203			1240	1233
Staines (SNS)	a		1052	1114	1107		1123	1144	1137		1152	1214	1207		1222	1244	1237
Strawberry Hill (STW)	a	1037				1107				1137				1207			
Teddington (TED)	a	1041				1111				1141				1211			
Hampton Wick (HMW)	a	1044				1114				1144				1214			
Kingston (KNG)	a	1046				1116				1146				1216			

Operator Train ID Days of operation/Notes	SW	SW	SW	SW	SW	SW	SW	SW	SW	SW	SW	SW	SW	SW	SW	SW	
	2029 W	2C33 A	2S33 E	2U33 D	2031 W	2C35 A	2S35 E	2U35 D	2033 W	2C37 A	2S37 E	2U37 D	2035 W	2C39 A	2S39 E	2U39 D	
London Waterloo (WAT)	15 d	1203	1220	1222	1228	1233	1250	1252	1258	1303	1320	1322	1328	1333	1350	1352	1358
Vauxhall (VXH)	d	1207		1226	1232	1237		1256	1302	1307		1326	1332	1337		1356	1402
Queenstown Rd.(Battersea) (QRB)	d	1210		1229		1240		1259		1310		1329		1340		1359	
Clapham Junction (CLJ)	10 d	1213	1228	1232	1238	1243	1258	1302	1308	1313	1328	1332	1338	1343	1358	1402	1408
Wandsworth Town (WNT)	d	1216		1235		1246		1305		1316		1335		1346		1405	
Putney (PUT)	d	1219		1238	1242	1249		1308	1312	1319		1338	1342	1349		1408	1412
Barnes (BNS)	d	1222		1242		1252		1312		1322		1342		1352		1412	
Barnes Bridge (BNI)	d			1244				1314				1344				1414	
Chiswick (CHK)	d			1247				1317				1347				1417	
Kew Bridge (KWB)	d			1250				1320				1350				1420	
Brentford (BFD)	d			1253				1323				1353				1423	
Syon Lane (SYL)	d			1255				1325				1355				1425	
Isleworth (ISL)	d			1257				1327				1357				1427	
Hounslow (HOU)	a			1300				1330				1400				1430	
Hounslow (HOU)	d			1301				1331				1401				1431	
Mortlake (MTL)	d	1224				1254				1324				1354			
North Sheen (NSH)	d	1226				1256				1326				1356			
Richmond (RMD)	d	1229	1236		1248	1259	1306		1318	1329	1336		1348	1359	1406		1418
St Margarets (SMG)	d	1231				1301				1331				1401			
Twickenham (TWI)	d	1234	1240		1252	1304	1310		1322	1334	1340		1352	1404	1410		1422
Whitton (WTN)	d				1255				1325				1355				1425
Feltham (FEL)	a		1246	1306	1259		1316	1336	1329		1346	1406	1359		1416	1436	1429
Ashford (Surrey) (AFS)	a			1309	1303			1341	1333			1410	1403			1440	1433
Staines (SNS)	a		1252	1314	1307		1322	1344	1337		1352	1414	1407		1422	1443	1437
Strawberry Hill (STW)	a	1237				1307				1337				1407			
Teddington (TED)	a	1241				1311				1341				1411			
Hampton Wick (HMW)	a	1244				1314				1344				1414			
Kingston (KNG)	a	1246				1316				1346				1416			

NOTES (see introductory pages for explanation of train operator codes and standard symbols)

- a Arrival time
- d Departure time
- A To Reading, see table 151
- D To Windsor & Eton Riverside, see table 151
- E To Weybridge, see table 151
- W To London Waterloo via Wimbleton, see table 161

London to Putney, Hounslow, Richmond, Twickenham and Kingston

Mondays to Fridays

Operator Train ID Days of operation/Notes	SW	SW	SW	SW	SW	SW	SW	SW	SW	SW	SW	SW	SW	SW	SW	SW	SW	
	2037 W	2C41 A	2S41 E	2U41 D	2O39 W	2C43 A	2S43 E	2U43 D	2O41 W	2V41 R	2C45 A	2R41 C	2S45 E	2U45 D	2O43 W	2V43 R		
London Waterloo (WAT)	1403	1420	1422	1428	1433	1450	1452	1458	1501	1507	1520	1515	1522	1528	1531	1537		
Vauxhall (VXH)	1407		1426	1432	1437		1456	1502	1505	1511		1519	1526	1532	1535	1541		
Queenstown Rd.(Battersea) (QRB)	1410		1429		1440		1459		1508	1514		1522	1529		1538	1544		
Clapham Junction (CLJ)	1413	1428	1432	1438	1443	1458	1502	1508	1511	1517	1528	1525	1532	1538	1541	1547		
Wandsworth Town (WNT)	1416		1435		1446		1505		1514	1520		1528	1535		1544	1550		
Putney (PUT)	1419		1438	1442	1449		1508	1512	1517	1523		1531	1538	1542	1547	1553		
Barnes (BNS)	1423		1442		1452		1512		1522	1527		1535	1542		1552	1557		
Barnes Bridge (BNI)			1444				1514			1529			1544			1559		
Chiswick (CHK)			1447				1517			1532			1547			1602		
Kew Bridge (KWB)			1450				1520			1535			1550			1605		
Brentford (BFD)			1453				1523			1538			1553			1608		
Syon Lane (SYL)			1455				1525			1540			1555			1610		
Isleworth (ISL)			1457				1527			1542			1557			1612		
Hounslow (HOU)			1500				1530			1545		1558f	1600			1615		
Hounslow (HOU)			1501				1531			1548			1601			1618		
Mortlake (MTL)	1425				1454				1524			1537			1554			
North Sheen (NSH)	1427				1456				1526			1539			1556			
Richmond (RMD)	1430	1436		1448	1459	1506		1518	1529		1536	1542		1548	1559			
St Margarets (SMG)	1432				1501				1531			1544			1601			
Twickenham (TWI)	1435	1440		1452	1504	1510		1522	1534		1540	1547		1552	1604			
Whitton (WTN)				1455				1525		1553		1550		1555		1623		
Feltham (FEL)		1446	1506	1459		1516	1537	1529			1546		1607	1559				
Ashford (Surrey) (AFS)			1510	1503			1542	1533					1612	1603				
Staines (SNS)		1452	1514	1507		1522	1545	1537			1553		1615	1607				
Strawberry Hill (STW)	1438				1507				1537						1607			
Teddington (TED)	1442				1511				1541						1611			
Hampton Wick (HMW)	1445				1514				1544						1614			
Kingston (KNG)	1447				1516				1546						1616			

Operator Train ID Days of operation/Notes	SW	SW	SW	SW	SW	SW	SW	SW	SW	SW	SW	SW	SW	SW	SW	SW	SW	
	2C47 A	2R43 C	2S47 E	2U47 D	2O45 W	2V45 R	2C49 A	2R45 C	2S49 E	2U49 D	2O47 W	2V47 R	2C51 A	1N93 G	2R47 C	2S51 E		
London Waterloo (WAT)	1550	1545	1552	1558	1601	1607	1620	1615	1622	1628	1631	1637	1650	1654	1645	1652		
Vauxhall (VXH)		1549	1556	1602	1605	1612		1619	1626	1632	1635	1642		1659	1649	1656		
Queenstown Rd.(Battersea) (QRB)		1552	1559		1608	1615		1622	1629		1638	1645			1652	1659		
Clapham Junction (CLJ)	1558	1555	1602	1608	1611	1618	1628	1625	1632	1638	1641	1648	1658	1705	1655	1702		
Wandsworth Town (WNT)		1558	1605		1614	1621		1628	1635		1644	1650			1658	1705		
Putney (PUT)		1601	1608	1612	1617	1624		1631	1638	1642	1647	1653			1701	1708		
Barnes (BNS)		1605	1612		1622	1627		1635	1642		1652	1657			1705	1712		
Barnes Bridge (BNI)			1614			1629			1644			1659				1714		
Chiswick (CHK)			1617			1632			1647			1702				1717		
Kew Bridge (KWB)			1620			1634			1650			1704				1720		
Brentford (BFD)			1623			1637			1653			1707				1723		
Syon Lane (SYL)			1625			1639			1655			1709				1725		
Isleworth (ISL)			1627			1641			1657			1711				1727		
Hounslow (HOU)		1628f	1630			1644		1658f	1700			1715		1719	1728f	1731		
Hounslow (HOU)			1631			1648			1701			1715		1719		1732		
Mortlake (MTL)		1607			1624			1637			1654				1707			
North Sheen (NSH)		1609			1626			1639			1656				1709			
Richmond (RMD)	1606	1612		1618	1629		1636	1642		1648	1659		1706		1712			
St Margarets (SMG)		1614			1631			1644			1701				1714			
Twickenham (TWI)	1610	1617		1622	1634		1640	1647		1652	1704		1710		1717			
Whitton (WTN)		1620		1625		1652		1650		1655		1722			1720			
Feltham (FEL)	1616		1638	1629			1646		1708	1659			1716	1724		1738		
Ashford (Surrey) (AFS)			1642	1633					1713	1703						1742		
Staines (SNS)	1623		1646	1637			1652		1716	1707			1722	1731		1747		
Strawberry Hill (STW)					1637						1707							
Teddington (TED)					1643						1713							
Hampton Wick (HMW)					1646						1716							
Kingston (KNG)					1648						1718							

NOTES (see introductory pages for explanation of train operator codes and standard symbols)

- a Arrival time
- d Departure time
- f Calls at Hounslow after Whitton
- A To Reading, see table 151
- C To London Waterloo via Chiswick
- D To Windsor & Eton Riverside, see table 151
- E To Weybridge, see table 151
- G To Farnham, see table 151
- R To London Waterloo via Richmond
- W To London Waterloo via Wimbledon, see table 161

London to Putney, Hounslow, Richmond, Twickenham and Kingston

Mondays to Fridays

Operator		SW	SW	SW	SW	SW	SW	SW	SW	SW	SW	SW	SW	SW	SW	SW	SW
Train ID		2U51	2O49	2V49	2C53	2R49	2S53	2U53	2O51	2V51	2H93	2C55	1N95	2R51	2S55	2U55	2O53
Days of operation/Notes		D	W	R	A	C	E	D	W	R	H	A	G	C	E	D	W
London Waterloo (WAT)	15 d	1658	1701	1707	1720	1715	1722	1728	1731	1737	1743	1750	1754	1745	1752	1758	1801
Vauxhall (VXH)	d	1702	1705	1713		1720	1726	1732	1735	1742	1747		1759	1750	1756	1802	1805
Queenstown Rd.(Battersea) (QRB)	d		1708	1716		1723	1729		1738	1745				1753	1759		1808
Clapham Junction (CLJ)	10 d	1708	1711	1719	1728	1726	1732	1738	1742	1748	1753	1758	1805	1756	1802	1808	1811
Wandsworth Town (WNT)	d		1714	1721		1728	1735		1744	1751				1758	1805		1814
Putney (PUT)	d	1712	1717	1724		1731	1738	1742	1747	1754	1757			1801	1808	1812	1817
Barnes (BNS)	d		1722	1727		1735	1742		1752	1757				1805	1812		1822
Barnes Bridge (BNI)	d			1729			1744			1759							1814
Chiswick (CHK)	d			1732			1747			1802							1817
Kew Bridge (KWB)	d			1735			1750			1805							1820
Brentford (BFD)	d			1738			1753			1808							1823
Syon Lane (SYL)	d			1740			1756			1810							1825
Isleworth (ISL)	d			1742			1758			1812							1827
Hounslow (HOU)	a			1745		1801f	1801			1815			1819	1830f	1831		
Hounslow (HOU)	d			1746			1802			1816			1819		1832		
Mortlake (MTL)	d		1724			1737			1754					1807			1824
North Sheen (NSH)	d		1726			1739			1756					1809			1826
Richmond (RMD)	d	1718	1729		1737	1742		1748	1759		1803	1807		1812		1818	1829
St Margarets (SMG)	d		1731			1744			1801					1814			1831
Twickenham (TWI)	d	1722	1734		1741	1747		1752	1804		1807	1811		1817		1822	1834
Whitton (WTN)	d	1725		1754		1750		1755		1823		1814		1820		1825	
Feltham (FEL)	a	1729			1746		1808	1759				1818	1824		1838	1829	
Ashford (Surrey) (AFS)	a	1733					1812	1803							1842	1833	
Staines (SNS)	a	1737			1753		1816	1807				1824	1831		1846	1837	
Strawberry Hill (STW)	a		1737						1807		1811						1837
Teddington (TED)	a		1743						1813								1843
Hampton Wick (HMW)	a		1746						1816								1846
Kingston (KNG)	a		1748						1818								1848

Operator		SW	SW	SW	SW	SW	SW	SW	SW	SW	SW	SW	SW	SW	SW	SW	SW
Train ID		2V53	2H95	2C57	2R53	2S57	2U57	2O55	2V55	2C59	2R55	2S59	2U59	2O57	2C61	2S61	2U61
Days of operation/Notes		R	H	A	C	E	D	W	R	A	C	E	D	W	A	E	D
London Waterloo (WAT)	15 d	1807	1812	1820	1815	1822	1828	1831	1837	1850	1845	1852	1858	1903	1920	1922	1928
Vauxhall (VXH)	d	1812	1816		1820	1826	1832	1835	1842		1850	1856	1902	1907		1926	1932
Queenstown Rd.(Battersea) (QRB)	d	1815			1823	1829		1838	1845		1853	1859		1910		1929	
Clapham Junction (CLJ)	10 d	1818	1822	1828	1826	1832	1838	1841	1848	1859	1856	1904	1908	1913	1928	1932	1938
Wandsworth Town (WNT)	d	1821			1828	1835		1844	1851		1859	1907		1916		1935	
Putney (PUT)	d	1824	1826		1831	1838	1842	1847	1854		1902	1910	1912	1919		1938	1942
Barnes (BNS)	d	1827			1835	1842		1852	1857		1905	1912		1922		1942	
Barnes Bridge (BNI)	d	1829				1845			1859			1914				1944	
Chiswick (CHK)	d	1832				1848			1902			1917				1947	
Kew Bridge (KWB)	d	1835				1850			1905			1921				1950	
Brentford (BFD)	d	1838				1854			1908			1923				1953	
Syon Lane (SYL)	d	1840				1856			1910			1926				1955	
Isleworth (ISL)	d	1842				1858			1912			1928				1957	
Hounslow (HOU)	a	1845			1858f	1901			1915		1928f	1931				2000	
Hounslow (HOU)	d	1846				1902			1916			1932				2001	
Mortlake (MTL)	d				1837			1854			1908			1924			
North Sheen (NSH)	d				1839			1856			1910			1926			
Richmond (RMD)	d		1833	1837	1842		1848	1859		1907	1912		1918	1929	1936		1948
St Margarets (SMG)	d				1844			1901			1915			1931			
Twickenham (TWI)	d		1837	1841	1847		1852	1904		1911	1917		1922	1934	1940		1952
Whitton (WTN)	d	1853			1850		1855		1923		1920		1925				1955
Feltham (FEL)	a			1846		1908	1859		1917			1938	1929		1946	2008	1959
Ashford (Surrey) (AFS)	a					1912	1903					1942	1933			2012	2003
Staines (SNS)	a			1853		1916	1907			1923		1946	1937		1952	2016	2007
Strawberry Hill (STW)	a		1841					1907						1937			
Teddington (TED)	a							1913						1943			
Hampton Wick (HMW)	a							1916						1946			
Kingston (KNG)	a							1918						1948			

NOTES (see introductory pages for explanation of train operator codes and standard symbols)

- a Arrival time
- d Departure time
- f Calls at Hounslow after Whitton
- A To Reading, see table 151
- C To London Waterloo via Chiswick
- D To Windsor & Eton Riverside, see table 151
- E To Weybridge, see table 151
- G To Farnham, see table 151
- H To Shepperton, see table 161
- R To London Waterloo via Richmond
- W To London Waterloo via Wimbledon, see table 161

London to Putney, Hounslow, Richmond, Twickenham and Kingston

Mondays to Fridays

Operator Train ID Days of operation/Notes	SW	SW	SW	SW	SW	SW	SW	SW	SW	SW	SW	SW	SW	SW	SW	SW	SW
	2059 W	2C63 A	2S63 E	2U63 D	2O61 W	2C65 A	2S65 E	2U65 D	2O63 W	2S67 E	2U67 D	2O65 W	2C69 A	2S69 E	2U69 D	2O67 W	
London Waterloo (WAT)	1931	1950	1952	1958	2001	2020	2022	2028	2033	2052	2058	2103	2120	2122	2128	2133	
Vauxhall (VXH)	1936		1956	2002	2006		2026	2032	2037	2056	2102	2107		2127	2132	2137	
Queenstown Rd.(Battersea) (QRB)	1939		1959		2009		2029		2040	2059		2110		2130		2140	
Clapham Junction (CLJ)	1942	1959	2002	2008	2013	2028	2032	2038	2043	2102	2108	2113	2128	2133	2138	2143	
Wandsworth Town (WNT)	1944		2005		2016		2035		2046	2105		2116		2136		2146	
Putney (PUT)	1947		2008	2012	2019		2038	2042	2049	2108	2112	2119		2139	2142	2149	
Barnes (BNS)	1952		2012		2022		2042		2052	2112		2122		2142		2152	
Barnes Bridge (BNI)			2014				2044			2114				2144			
Chiswick (CHK)			2017				2047			2117				2147			
Kew Bridge (KWB)			2020				2050			2120				2150			
Brentford (BFD)			2023				2053			2123				2153			
Syon Lane (SYL)			2025				2055			2125				2155			
Isleworth (ISL)			2027				2057			2127				2157			
Hounslow (HOU)			2030				2100			2130				2200			
Hounslow (HOU)			2031				2101			2131				2201			
Mortlake (MTL)	1954				2025				2054			2124				2154	
North Sheen (NSH)	1956				2027				2056			2126				2156	
Richmond (RMD)	1959	2008		2018	2029	2036		2048	2059		2118	2129	2136		2148	2159	
St Margarets (SMG)	2001				2032				2101			2131				2201	
Twickenham (TWI)	2004	2012		2022	2034	2040		2052	2104		2122	2134	2140		2152	2204	
Whitton (WTN)				2025				2055			2125			2155			
Feltham (FEL)		2017	2038	2029		2046	2106	2059		2136	2129		2146	2206	2159		
Ashford (Surrey) (AFS)			2042	2033			2110	2103		2140	2133			2210	2203		
Staines (SNS)		2024	2046	2037		2052	2114	2107		2144	2137		2152	2214	2207		
Strawberry Hill (STW)	2007				2038				2107			2137				2207	
Teddington (TED)	2011				2041				2111			2141				2211	
Hampton Wick (HMW)	2014				2044				2114			2144				2214	
Kingston (KNG)	2016				2046				2116			2146				2216	





Operator Train ID Days of operation/Notes	SW	SW	SW	SW	SW	SW	SW	SW	SW	SW	SW	SW	SW	SW	SW	SW	SW
	2C71 A	2S71 E	2U71 D	2O69 W	2C73 A	2S73 E	2U73 D	2O71 W	2C75 A	2S75 E	2U75 D	2O73 W	2C77 A	1S77 B	2U77 D	2O75 FO W	
London Waterloo (WAT)	2150	2152	2158	2203	2220	2222	2228	2233	2250	2252	2258	2303	2320	2322	2328	2333	
Vauxhall (VXH)		2156	2202	2207		2226	2232	2237		2256	2302	2307		2326	2332	2337	
Queenstown Rd.(Battersea) (QRB)		2159		2210		2229		2240		2259		2310		2329		2340	
Clapham Junction (CLJ)	2158	2202	2208	2213	2228	2232	2238	2243	2258	2302	2308	2313	2328	2332	2338	2343	
Wandsworth Town (WNT)		2205		2216		2235		2246		2305		2316		2335		2346	
Putney (PUT)		2208	2212	2219		2238	2242	2249		2308	2312	2319		2338	2342	2349	
Barnes (BNS)		2212		2222		2242		2252		2312		2322		2342		2352	
Barnes Bridge (BNI)		2214				2244				2314				2344			
Chiswick (CHK)		2217				2247				2317				2347			
Kew Bridge (KWB)		2220				2250				2320				2350			
Brentford (BFD)		2223				2253				2323				2353			
Syon Lane (SYL)		2225				2255				2325				2355			
Isleworth (ISL)		2227				2257				2327				2357			
Hounslow (HOU)		2230				2300				2330				2359			
Hounslow (HOU)		2231				2301				2331				0001			
Mortlake (MTL)				2224				2254				2324				2354	
North Sheen (NSH)				2226				2256				2326				2356	
Richmond (RMD)	2206		2218	2229	2236		2248	2259	2306		2318	2329	2336		2348	2359	
St Margarets (SMG)				2231				2301				2331				0001	
Twickenham (TWI)	2210		2222	2234	2240		2252	2304	2310		2322	2334	2340		2352	0004	
Whitton (WTN)			2225				2255			2325				2355			
Feltham (FEL)	2216	2236	2229		2246	2306	2259		2316	2336	2329		2346	0006	2359		
Ashford (Surrey) (AFS)		2241	2233			2311	2303			2340	2333			0010	0003		
Staines (SNS)	2223	2244	2237		2252	2314	2307		2322	2344	2337		2352	0014	0007		
Strawberry Hill (STW)				2237				2307				2337				0007	
Teddington (TED)				2241				2311				2341				0011	
Hampton Wick (HMW)				2244				2314				2344				0013	
Kingston (KNG)				2246				2316				2346				0015	

NOTES (see introductory pages for explanation of train operator codes and standard symbols)

- a Arrival time
- d Departure time
- A To Reading, see table 151
- B To Woking, see table 151
- D To Windsor & Eton Riverside, see table 151
- E To Weybridge, see table 151
- W To London Waterloo via Wimbledon, see table 161
- FO Fridays only

London to Putney, Hounslow, Richmond, Twickenham and Kingston

Mondays to Fridays

Operator	SW	SW	SW	SW	SW	SW	SW	SW	SW	SW
Train ID	2075	2S79	2S79	2U79	2U79	2C81	2V77	2U81	2O79	
Days of operation/Notes	FX	FO	FX	FO D	FX	SM A	SM	SM	SM	
London Waterloo (WAT)  d	2333	2352	2352	2358	2358	0020	0022	0028	0033	
Vauxhall (VXH)  d	2337	2357	2357	0002	0002		0026	0032	0037	
Queenstown Rd.(Battersea) (QRB) d	2340	2359	2359				0029		0041	
Clapham Junction (CLJ)  d	2343	0003	0003	0009	0009	0028	0032	0038	0046c	
Wandsworth Town (WNT) d	2346	0005	0006				0035		0048	
Putney (PUT) d	2349	0008	0009	0013	0013		0038	0042	0051	
Barnes (BNS) d	2352	0012	0013				0041		0054	
Barnes Bridge (BNI) d		0014	0015				0043			
Chiswick (CHK) d		0017	0018				0046			
Kew Bridge (KWB) d		0020	0020				0049			
Brentford (BFD) d		0023	0023				0052			
Syon Lane (SYL) d		0025	0025				0054			
Isleworth (ISL) d		0027	0027				0056			
Hounslow (HOU) a		0030	0030				0059			
Hounslow (HOU) d		0030	0031							
Mortlake (MTL) d	2354								0057	
North Sheen (NSH) d	2356								0059	
Richmond (RMD)  d	2359			0019	0019	0036		0048	0101	
St Margarets (SMG) d	0001								0104	
Twickenham (TWI) d	0004			0023	0023	0040		0052	0106	
Whitton (WTN) d				0026	0026			0055		
Feltham (FEL) a		0037	0037	0030	0030	0046		0059		
Ashford (Surrey) (AFS) a		0041	0041	0034	0034			0103		
Staines (SNS) a		0045	0047	0039	0038	0054		0107		
Strawberry Hill (STW) a	0008								0110s	
Teddington (TED) a	0012								0113s	
Hampton Wick (HMW) a	0014								0116s	
Kingston (KNG) a	0016								0122	

NOTES (see introductory pages for explanation of train operator codes and standard symbols)

- a Arrival time
- d Departure time
- s Stops to set down only
- c Arrives 3 minutes earlier
- A To Reading, see table 151
- D To Windsor & Eton Riverside, see table 151
- FO Fridays only
- FX Not Fridays
- SM Saturday mornings

London to Putney, Hounslow, Richmond, Twickenham and Kingston

Saturdays

Operator Train ID Days of operation/Notes	SW 1S77 A	SW 2O75 C	SW 2S79 D	SW 2U79 B	SW 2C81 C	SW 2V77 W	SW 2U81 B	SW 2O79 W	SW 2C05 C	SW 2R02 C	SW 2U05 B	SW 2S05 D	SW 2O03 W	SW 2C07 C	SW 2S07 D	SW 2U07 B
London Waterloo (WAT)	15 d				0020	0022	0028	0033	0505				0533	0550	0552	0558
Vauxhall (VXH)	d			0002		0026	0032	0037	0509				0537		0556	0602
Queenstown Rd.(Battersea) (QRB)	d					0029		0041	0512				0540		0559	
Clapham Junction (CLJ)	10 d		0003	0009	0028	0032	0038	0046c	0515			0532	0543	0558	0602	0608
Wandsworth Town (WNT)	d		0005			0035		0048	0518			0535	0546		0605	
Putney (PUT)	d		0008	0013		0038	0042	0051	0521			0538	0549		0608	0612
Barnes (BNS)	d		0012			0041		0054	0524			0542	0552		0612	
Barnes Bridge (BNI)	d		0014			0043						0544			0614	
Chiswick (CHK)	d		0017			0046						0547			0617	
Kew Bridge (KWB)	d		0020			0049						0550			0620	
Brentford (BFD)	d		0023			0052						0553			0623	
Syon Lane (SYL)	d		0025			0054						0555			0625	
Isleworth (ISL)	d		0027			0056						0557			0627	
Hounslow (HOU)	d	0001	0030			0059a						0601			0631	
Mortlake (MTL)	d							0057	0526				0554			
North Sheen (NSH)	d							0059	0528				0556			
Richmond (RMD)	d			0019	0036		0048	0101	0531				0559	0606		0618
St Margarets (SMG)	d	0001						0104	0533				0601			
Twickenham (TWI)	d	0004		0023	0040		0052	0106	0536	0539	0553		0604	0610		0622
Whitton (WTN)	d			0026			0055		0539	0542a	0556					0625
Feltham (FEL)	a	0006		0037	0030	0046	0059		0543		0600	0606		0616	0637	0629
Ashford (Surrey) (AFS)	a	0010		0041	0034		0103		0547		0604	0610		0622	0642	0633
Staines (SNS)	a	0014		0045	0039	0054	0107		0551		0608	0614		0622	0645	0637
Strawberry Hill (STW)	a		0007					0110s					0607			
Teddington (TED)	a		0011					0113s					0611			
Hampton Wick (HMW)	a		0013					0116s					0614			
Kingston (KNG)	a		0015					0122					0616			

Operator Train ID Days of operation/Notes	SW 2O05 W	SW 2C09 C	SW 2S09 D	SW 2U09 B	SW 2O07 W	SW 2C11 C	SW 2S11 D	SW 2U11 B	SW 2O09 W	SW 2C13 C	SW 2S13 D	SW 2U13 B	SW 2O11 W	SW 2C15 C	SW 2S15 D	SW 2U15 B	
London Waterloo (WAT)	15 d	0603	0620	0622	0628	0633	0650	0652	0658	0703	0720	0722	0728	0733	0750	0752	0758
Vauxhall (VXH)	d	0607		0626	0632	0637		0656	0702	0707		0726	0732	0737		0756	0802
Queenstown Rd.(Battersea) (QRB)	d	0610		0629		0640		0659		0710		0729		0740		0759	
Clapham Junction (CLJ)	10 d	0613	0628	0632	0638	0643	0658	0702	0709	0713	0728	0732	0738	0743	0758	0802	0808
Wandsworth Town (WNT)	d	0616		0635		0646		0705		0716		0735		0746		0805	
Putney (PUT)	d	0619		0638	0642	0649		0708	0713	0719		0738	0742	0749		0808	0812
Barnes (BNS)	d	0622		0642		0652		0712		0722		0742		0752		0812	
Barnes Bridge (BNI)	d			0644				0714				0744				0814	
Chiswick (CHK)	d			0647				0717				0747				0817	
Kew Bridge (KWB)	d			0650				0720				0750				0820	
Brentford (BFD)	d			0653				0723				0753				0823	
Syon Lane (SYL)	d			0655				0725				0755				0825	
Isleworth (ISL)	d			0657				0727				0757				0827	
Hounslow (HOU)	d			0701				0731				0801				0831	
Mortlake (MTL)	d	0624				0654				0724				0754			
North Sheen (NSH)	d	0626				0656				0726				0756			
Richmond (RMD)	d	0629	0636		0648	0659	0706		0719	0729	0736		0748	0759	0806		0818
St Margarets (SMG)	d	0631				0701				0731				0801			
Twickenham (TWI)	d	0634	0640		0652	0704	0710		0723	0734	0740		0752	0804	0810		0822
Whitton (WTN)	d				0655				0726				0755				0825
Feltham (FEL)	a		0646	0706	0659		0716	0736	0730		0746	0806	0759		0816	0836	0829
Ashford (Surrey) (AFS)	a			0710	0703			0740	0734			0810	0803			0840	0833
Staines (SNS)	a		0652	0714	0707		0722	0744	0738		0752	0814	0807		0822	0844	0837
Strawberry Hill (STW)	a	0637				0707				0737				0807			
Teddington (TED)	a	0641				0711				0741				0811			
Hampton Wick (HMW)	a	0644				0714				0744				0814			
Kingston (KNG)	a	0646				0716				0746				0816			

NOTES (see introductory pages for explanation of train operator codes and standard symbols)

- a Arrival time
- d Departure time
- s Stops to set down only
- c Arrives 3 minutes earlier
- A To Woking, see table 151
- B To Windsor & Eton Riverside, see table 151
- C To Reading, see table 151
- D To Weybridge, see table 151
- W To London Waterloo via Wimbledon, see table 161

London to Putney, Hounslow, Richmond, Twickenham and Kingston

Saturdays

Operator Train ID Days of operation/Notes	SW	SW	SW	SW	SW	SW	SW	SW	SW	SW	SW	SW	SW	SW	SW	SW
	2013 W	2C17 C	2S17 D	2015 W	2U17 B	2S19 D	2C19 C	2U19 B	2017 W	2C21 C	2S21 D	2U21 B	2019 W	2C23 C	2S23 D	2U23 B
London Waterloo (WAT)	0803	0820	0822	0828		0852	0855	0858	0903	0920	0922	0928	0933	0950	0952	0958
Vauxhall (VXH)	0807		0826	0832		0900e		0903	0907		0926	0932	0937		0956	1002
Queenstown Rd.(Battersea) (QRB)	0810		0829	0835		0903			0910		0929		0940		0959	
Clapham Junction (CLJ)	0813	0828	0832	0838		0906	0903	0908	0913	0928	0932	0938	0943	0958	1002	1008
Wandsworth Town (WNT)	0816		0835	0841		0908			0916		0935		0946		1005	
Putney (PUT)	0819		0838	0844		0911		0912	0919		0938	0942	0949		1008	1012
Barnes (BNS)	0822		0842	0847		0914			0922		0942		0952		1012	
Barnes Bridge (BNI)			0844			0916					0944				1014	
Chiswick (CHK)			0847			0919					0947				1017	
Kew Bridge (KWB)			0850			0922					0950				1020	
Brentford (BFD)			0853			0925					0953				1023	
Syon Lane (SYL)			0855			0927					0955				1025	
Isleworth (ISL)			0857			0929					0957				1027	
Hounslow (HOU)			0901			0932					1001				1031	
Mortlake (MTL)	0824			0849					0924				0954			
North Sheen (NSH)	0826			0851					0926				0956			
Richmond (RMD)	0829	0836		0854			0911	0918	0929	0936		0948	0959	1006		1018
St Margarets (SMG)	0831			0856					0931				1001			
Twickenham (TWI)	0834	0840		0900	0903		0915	0922	0934	0940		0952	1004	1010		1022
Whitton (WTN)					0906			0925				0955				1025
Feltham (FEL)		0846	0906		0910	0937	0921	0929		0946	1006	0959		1016	1036	1029
Ashford (Surrey) (AFS)			0910		0914	0942		0933			1010	1003			1040	1033
Staines (SNS)		0852	0914		0918	0945	0927	0937		0952	1014	1007		1022	1044	1037
Strawberry Hill (STW)	0837			0903					0937				1007			
Teddington (TED)	0841			0907					0941				1011			
Hampton Wick (HMW)	0844			0914					0944				1014			
Kingston (KNG)	0846			0916					0946				1016			

Operator Train ID Days of operation/Notes	SW	SW	SW	SW	SW	SW	SW	SW	SW	SW	SW	SW	SW	SW	SW	SW
	2021 W	2C25 C	2S25 D	2U25 B	2023 W	2C27 C	2S27 D	2U27 B	2025 W	2C29 C	2S29 D	2U29 B	2027 W	2C31 C	2S31 D	2U31 B
London Waterloo (WAT)	1003	1020	1022	1028	1033	1050	1052	1058	1103	1120	1122	1128	1133	1150	1152	1158
Vauxhall (VXH)	1007		1026	1032	1037		1056	1102	1107		1126	1132	1137		1156	1202
Queenstown Rd.(Battersea) (QRB)	1010		1029		1040		1059		1110		1129		1140		1159	
Clapham Junction (CLJ)	1013	1028	1032	1038	1043	1058	1102	1108	1113	1128	1132	1138	1143	1158	1202	1208
Wandsworth Town (WNT)	1016		1035		1046		1105		1116		1135		1146		1205	
Putney (PUT)	1019		1038	1042	1049		1108	1112	1119		1138	1142	1149		1208	1212
Barnes (BNS)	1022		1042		1052		1112		1122		1142		1152		1212	
Barnes Bridge (BNI)			1044				1114				1144				1214	
Chiswick (CHK)			1047				1117				1147				1217	
Kew Bridge (KWB)			1050				1120				1150				1220	
Brentford (BFD)			1053				1123				1153				1223	
Syon Lane (SYL)			1055				1125				1155				1225	
Isleworth (ISL)			1057				1127				1157				1227	
Hounslow (HOU)			1101				1131				1201				1231	
Mortlake (MTL)	1024				1054				1124				1154			
North Sheen (NSH)	1026				1056				1126				1156			
Richmond (RMD)	1029	1036		1048	1059	1106		1118	1129	1136		1148	1159	1206		1218
St Margarets (SMG)	1031				1101				1131				1201			
Twickenham (TWI)	1034	1040		1052	1104	1110		1122	1134	1140		1152	1204	1210		1222
Whitton (WTN)				1055				1125				1155				1225
Feltham (FEL)		1046	1106	1059		1116	1136	1129		1146	1206	1159		1216	1236	1229
Ashford (Surrey) (AFS)			1110	1103			1140	1133			1210	1203			1240	1233
Staines (SNS)		1052	1114	1107		1122	1144	1137		1152	1214	1207		1222	1244	1237
Strawberry Hill (STW)	1037				1107				1137				1207			
Teddington (TED)	1041				1111				1141				1211			
Hampton Wick (HMW)	1044				1114				1144				1214			
Kingston (KNG)	1046				1116				1146				1216			

NOTES (see introductory pages for explanation of train operator codes and standard symbols)

- a Arrival time
- d Departure time
- e Arrives 4 minutes earlier
- B To Windsor & Eton Riverside, see table 151
- C To Reading, see table 151
- D To Weybridge, see table 151
- W To London Waterloo via Wimbledon, see table 161

London to Putney, Hounslow, Richmond, Twickenham and Kingston

Saturdays

Operator Train ID Days of operation/Notes	SW	SW	SW	SW	SW	SW	SW	SW	SW	SW	SW	SW	SW	SW	SW	SW	SW
	2029 W	2C33 C	2S33 D	2U33 B	2O31 W	2C35 C	2S35 D	2U35 B	2O33 W	2C37 C	2S37 D	2U37 B	2O35 W	2C39 C	2S39 D	2U39 B	
London Waterloo (WAT)	1203	1220	1222	1228	1231	1250	1252	1258	1303	1320	1322	1328	1333	1350	1352	1358	
Vauxhall (VXH)	1207		1226	1232	1235		1256	1302	1307		1326	1332	1337		1356	1402	
Queenstown Rd.(Battersea) (QRB)	1210		1229		1238		1259		1310		1329		1340		1359		
Clapham Junction (CLJ)	1213	1228	1232	1238	1243	1258	1302	1308	1313	1328	1332	1338	1343	1358	1402	1408	
Wandsworth Town (WNT)	1216		1235		1246		1305		1316		1335		1346		1405		
Putney (PUT)	1219		1238	1242	1249		1308	1312	1319		1338	1342	1349		1408	1412	
Barnes (BNS)	1222		1242		1252		1312		1322		1342		1352		1412		
Barnes Bridge (BNI)			1244				1314				1344				1414		
Chiswick (CHK)			1247				1317				1347				1417		
Kew Bridge (KWB)			1250				1320				1350				1420		
Brentford (BFD)			1253				1323				1353				1423		
Syon Lane (SYL)			1255				1325				1355				1425		
Isleworth (ISL)			1257				1327				1357				1427		
Hounslow (HOU)			1301				1331				1401				1431		
Mortlake (MTL)	1224				1254				1324				1354				
North Sheen (NSH)	1226				1256				1326				1356				
Richmond (RMD)	1229	1236		1248	1259	1306		1318	1329	1336		1348	1359	1406		1418	
St Margarets (SMG)	1231			1301				1331				1401					
Twickenham (TWI)	1234	1240		1252	1304	1310		1322	1334	1340		1352	1404	1410		1422	
Whitton (WTN)				1255				1325				1355				1425	
Feltham (FEL)		1246	1306	1259		1316	1336	1329		1346	1406	1359		1416	1436	1429	
Ashford (Surrey) (AFS)			1310	1303			1340	1333			1410	1403			1441	1433	
Staines (SNS)		1252	1314	1307			1322	1344	1337		1352	1414	1407		1422	1444	
Strawberry Hill (STW)	1237				1307				1337				1407				
Teddington (TED)	1241				1311				1341				1411				
Hampton Wick (HMW)	1244				1314				1344				1414				
Kingston (KNG)	1246				1316				1346				1416				

Operator Train ID Days of operation/Notes	SW	SW	SW	SW	SW	SW	SW	SW	SW	SW	SW	SW	SW	SW	SW	SW
	2037 W	2C41 C	2S41 D	2U41 B	2O39 W	2C43 C	2S43 D	2U43 B	2O41 W	2C45 C	2S45 D	2U45 B	2O43 W	2C47 C	2S47 D	2U47 B
London Waterloo (WAT)	1403	1420	1422	1428	1433	1450	1452	1458	1503	1520	1522	1528	1533	1550	1552	1558
Vauxhall (VXH)	1407		1426	1432	1437		1456	1502	1507		1526	1532	1537		1556	1602
Queenstown Rd.(Battersea) (QRB)	1410		1429		1440		1459		1510		1529		1540		1559	
Clapham Junction (CLJ)	1413	1428	1432	1438	1443	1458	1502	1508	1513	1528	1532	1538	1543	1558	1602	1608
Wandsworth Town (WNT)	1416		1435		1446		1505		1516		1535		1546		1605	
Putney (PUT)	1419		1438	1442	1449		1508	1512	1519		1538	1542	1549		1608	1612
Barnes (BNS)	1422		1442		1452		1512		1522		1542		1552		1612	
Barnes Bridge (BNI)			1444				1514				1544				1614	
Chiswick (CHK)			1447				1517				1547				1617	
Kew Bridge (KWB)			1450				1520				1550				1620	
Brentford (BFD)			1453				1523				1553				1623	
Syon Lane (SYL)			1455				1525				1555				1625	
Isleworth (ISL)			1457				1527				1557				1627	
Hounslow (HOU)			1501				1531				1601				1631	
Mortlake (MTL)	1424				1454				1524				1554			
North Sheen (NSH)	1426				1456				1526				1556			
Richmond (RMD)	1429	1436		1448	1459	1506		1518	1529	1536		1548	1559	1606		1618
St Margarets (SMG)	1431			1501				1531				1601				
Twickenham (TWI)	1434	1440		1452	1504	1510		1522	1534	1540		1552	1604	1610		1622
Whitton (WTN)				1455				1525				1555				1625
Feltham (FEL)		1446	1506	1459		1516	1536	1529		1546	1606	1559		1616	1636	1629
Ashford (Surrey) (AFS)			1510	1503			1540	1533			1610	1603			1640	1633
Staines (SNS)		1452	1514	1507			1522	1544	1537		1552	1614	1607		1622	1644
Strawberry Hill (STW)	1437				1507				1537				1607			
Teddington (TED)	1441				1511				1541				1611			
Hampton Wick (HMW)	1444				1514				1544				1614			
Kingston (KNG)	1446				1516				1546				1616			

NOTES (see introductory pages for explanation of train operator codes and standard symbols)

- a Arrival time
- d Departure time
- B To Windsor & Eton Riverside, see table 151
- C To Reading, see table 151
- D To Weybridge, see table 151
- W To London Waterloo via Wimbledon, see table 161

London to Putney, Hounslow, Richmond, Twickenham and Kingston

Saturdays

Operator Train ID Days of operation/Notes	SW	SW	SW	SW	SW	SW	SW	SW	SW	SW	SW	SW	SW	SW	SW	SW	SW
	2045 W	2C49 C	2S49 D	2U49 B	2O47 W	2C51 C	2S51 D	2U51 B	2O49 W	2C53 C	2S53 D	2U53 B	2O51 W	2C55 C	2S55 D	2U55 B	
London Waterloo (WAT)	1603	1620	1622	1628	1633	1650	1652	1658	1703	1720	1722	1728	1733	1750	1752	1758	
Vauxhall (VXH)	1607		1626	1632	1637		1656	1702	1707		1726	1732	1737		1756	1802	
Queenstown Rd.(Battersea) (QRB)	1610		1629		1640		1659		1710		1729		1740		1759		
Clapham Junction (CLJ)	1613	1628	1632	1638	1643	1658	1702	1708	1713	1728	1732	1738	1743	1758	1802	1808	
Wandsworth Town (WNT)	1616		1635		1646		1705		1716		1735		1746		1805		
Putney (PUT)	1619		1638	1642	1649		1708	1712	1719		1738	1742	1749		1808	1812	
Barnes (BNS)	1622		1642		1652		1712		1722		1742		1752		1812		
Barnes Bridge (BNI)			1644				1714				1744				1814		
Chiswick (CHK)			1647				1717				1747				1817		
Kew Bridge (KWB)			1650				1720				1750				1820		
Brentford (BFD)			1653				1723				1753				1823		
Syon Lane (SYL)			1655				1725				1755				1825		
Isleworth (ISL)			1657				1727				1757				1827		
Hounslow (HOU)			1701				1731				1801				1831		
Mortlake (MTL)	1624				1654				1724				1754				
North Sheen (NSH)	1626				1656				1726				1756				
Richmond (RMD)	1629	1636		1648	1659	1706		1718	1729	1736		1748	1759	1806		1818	
St Margarets (SMG)	1631			1701				1731				1801					
Twickenham (TWI)	1634	1640		1652	1704	1710		1722	1734	1740		1752	1804	1810		1822	
Whitton (WTN)				1655				1725				1755			1825		
Feltham (FEL)		1646	1706	1659		1716	1736	1729		1746	1806	1759		1816	1836	1829	
Ashford (Surrey) (AFS)			1710	1703			1740	1733			1810	1803			1840	1833	
Staines (SNS)		1652	1714	1707		1722	1744	1737		1752	1814	1807		1822	1844	1837	
Strawberry Hill (STW)	1637				1707				1737				1807				
Teddington (TED)	1641				1711				1741				1811				
Hampton Wick (HMW)	1644				1714				1744				1814				
Kingston (KNG)	1646				1716				1746				1816				

Operator Train ID Days of operation/Notes	SW	SW	SW	SW	SW	SW	SW	SW	SW	SW	SW	SW	SW	SW	SW	SW	SW
	2053 W	2C57 C	2S57 D	2U57 B	2O55 W	2C59 C	2S59 D	2U59 B	2O57 W	2C61 C	2S61 D	2U61 B	2O59 W	2C63 C	2S63 D	2U63 B	
London Waterloo (WAT)	1803	1820	1822	1828	1833	1850	1852	1858	1903	1920	1922	1928	1933	1950	1952	1958	
Vauxhall (VXH)	1807		1826	1832	1837		1856	1902	1907		1926	1932	1937		1956	2002	
Queenstown Rd.(Battersea) (QRB)	1810		1829		1840		1859		1910		1929		1940		1959		
Clapham Junction (CLJ)	1813	1828	1832	1838	1843	1858	1902	1908	1913	1928	1932	1938	1944	1958	2002	2009	
Wandsworth Town (WNT)	1816		1835		1846		1905		1916		1935		1947		2005		
Putney (PUT)	1819		1838	1842	1849		1908	1912	1919		1938	1942	1950		2008	2013	
Barnes (BNS)	1822		1842		1852		1912		1922		1942		1953		2012		
Barnes Bridge (BNI)			1844				1914				1944				2014		
Chiswick (CHK)			1847				1917				1947				2017		
Kew Bridge (KWB)			1850				1920				1950				2020		
Brentford (BFD)			1853				1923				1953				2023		
Syon Lane (SYL)			1855				1925				1955				2025		
Isleworth (ISL)			1857				1927				1957				2027		
Hounslow (HOU)			1901				1931				2001				2031		
Mortlake (MTL)	1824				1854				1924				1955				
North Sheen (NSH)	1826				1856				1926				1957				
Richmond (RMD)	1829	1836		1848	1859	1906		1918	1929	1936		1948	2000	2006		2019	
St Margarets (SMG)	1831			1901				1931				2002					
Twickenham (TWI)	1834	1840		1852	1904	1910		1922	1934	1940		1952	2005	2010		2023	
Whitton (WTN)				1855				1925				1955			2026		
Feltham (FEL)		1846	1906	1859		1916	1936	1929		1946	2006	1959		2016	2036	2030	
Ashford (Surrey) (AFS)			1910	1903			1940	1933			2010	2003			2040	2034	
Staines (SNS)		1852	1914	1907		1922	1944	1937		1952	2014	2007		2022	2044	2038	
Strawberry Hill (STW)	1837				1907				1937				2008				
Teddington (TED)	1841				1911				1941				2012				
Hampton Wick (HMW)	1844				1914				1944				2015				
Kingston (KNG)	1846				1916				1946				2017				

NOTES (see introductory pages for explanation of train operator codes and standard symbols)

- a Arrival time
- d Departure time
- B To Windsor & Eton Riverside, see table 151
- C To Reading, see table 151
- D To Weybridge, see table 151
- W To London Waterloo via Wimbledon, see table 161

London to Putney, Hounslow, Richmond, Twickenham and Kingston

Saturdays

Operator Train ID Days of operation/Notes	SW	SW	SW	SW	SW	SW	SW	SW	SW	SW	SW	SW	SW	SW	SW	SW	
	2061 W	2C65 C	2S65 D	2U65 B	2O63 W	2C67 C	2S67 D	2U67 B	2O65 W	2C69 C	2S69 D	2U69 B	2O67 W	2C71 C	2S71 D	2U71 B	
London Waterloo (WAT)	15 d	2003	2020	2022	2028	2033	2050	2052	2058	2103	2120	2122	2128	2133	2150	2152	2158
Vauxhall (VXH)	15 d	2007		2026	2032	2037		2056	2102	2107		2126	2132	2137		2156	2202
Queenstown Rd.(Battersea) (QRB)	15 d	2010		2029		2040		2059		2110		2129		2140		2159	
Clapham Junction (CLJ)	10 d	2013	2028	2032	2038	2043	2058	2102	2108	2113	2128	2132	2138	2143	2158	2202	2208
Wandsworth Town (WNT)	d	2016		2035		2046		2105		2116		2135		2146		2205	
Putney (PUT)	d	2019		2038	2042	2049		2108	2112	2119		2138	2142	2149		2208	2212
Barnes (BNS)	d	2022		2042		2052		2112		2122		2142		2152		2212	
Barnes Bridge (BNI)	d			2044				2114				2144				2214	
Chiswick (CHK)	d			2047				2117				2147				2217	
Kew Bridge (KWB)	d			2050				2120				2150				2220	
Brentford (BFD)	d			2053				2123				2153				2223	
Syon Lane (SYL)	d			2055				2125				2155				2225	
Isleworth (ISL)	d			2057				2127				2157				2227	
Hounslow (HOU)	d			2101				2131				2201				2231	
Mortlake (MTL)	d	2024				2054				2124				2154			
North Sheen (NSH)	d	2026				2056				2126				2156			
Richmond (RMD)	15 d	2029	2036		2048	2059	2106		2118	2129	2136		2148	2159	2206		2218
St Margarets (SMG)	d	2031				2101				2131				2201			
Twickenham (TWI)	d	2034	2040		2052	2104	2110		2122	2134	2140		2152	2204	2210		2222
Whitton (WTN)	d				2055				2125				2155				2225
Feltham (FEL)	a		2046	2106	2059		2116	2136	2129		2146	2206	2159		2216	2236	2229
Ashford (Surrey) (AFS)	a			2110	2103			2140	2133			2210	2203			2240	2233
Staines (SNS)	a		2052	2114	2107		2122	2144	2137		2152	2214	2207		2222	2244	2237
Strawberry Hill (STW)	a	2037				2107				2137					2207		
Teddington (TED)	a	2041				2111				2141					2211		
Hampton Wick (HMW)	a	2044				2114				2144					2214		
Kingston (KNG)	a	2046				2116				2146					2216		





Operator Train ID Days of operation/Notes	SW	SW	SW	SW	SW	SW	SW	SW	SW	SW	SW	SW	SW	SW	SW	SW	
	2069 W	2C73 C	2S73 D	2U73 B	2O71 W	2C75 C	2S75 D	2U75 B	2O73 W	2C77 C	2S77 A	2U77 B	2O75 W	2C79 C	2S79 D	2U79 B	
London Waterloo (WAT)	15 d	2203	2220	2222	2228	2233	2250	2252	2258	2303	2320	2322	2328	2333	2350	2352	2358
Vauxhall (VXH)	15 d	2207		2226	2232	2237		2256	2302	2307		2326	2332	2337		2356	0002
Queenstown Rd.(Battersea) (QRB)	15 d	2210		2229		2240		2259		2310		2329		2340		2359	
Clapham Junction (CLJ)	10 d	2213	2228	2232	2238	2243	2258	2302	2308	2313	2328	2332	2338	2343	2358	0002	0008
Wandsworth Town (WNT)	d	2216		2235		2246		2305		2316		2335		2346		0005	
Putney (PUT)	d	2219		2238	2242	2249		2308	2312	2319		2338	2342	2349		0008	0012
Barnes (BNS)	d	2222		2242		2252		2312		2322		2342		2352		0012	
Barnes Bridge (BNI)	d			2244				2314				2344				0014	
Chiswick (CHK)	d			2247				2317				2347				0017	
Kew Bridge (KWB)	d			2250				2320				2350				0019	
Brentford (BFD)	d			2253				2323				2353				0022	
Syon Lane (SYL)	d			2255				2325				2355				0024	
Isleworth (ISL)	d			2257				2327				2357				0026	
Hounslow (HOU)	d			2301				2331				0001				0030	
Mortlake (MTL)	d	2224				2254				2324				2354			
North Sheen (NSH)	d	2226				2256				2326				2356			
Richmond (RMD)	15 d	2229	2236		2248	2259	2306		2318	2329	2336		2348	2359	0006		0018
St Margarets (SMG)	d	2231				2301				2331				0001			
Twickenham (TWI)	d	2234	2240		2252	2304	2310		2322	2335	2340		2352	0004	0010		0022
Whitton (WTN)	d				2255				2325				2355				0025
Feltham (FEL)	a		2246	2306	2259		2316	2336	2329		2346	0006	2359		0016	0035	0029
Ashford (Surrey) (AFS)	a			2310	2303			2340	2333			0010	0003			0040	0033
Staines (SNS)	a		2252	2314	2307		2322	2344	2337		2352	0014	0007		0022	0043	0037
Strawberry Hill (STW)	a	2237				2307				2337					0008		
Teddington (TED)	a	2240				2311				2342					0012		
Hampton Wick (HMW)	a	2244				2314				2345					0014		
Kingston (KNG)	a	2246				2316				2347					0016		

NOTES (see introductory pages for explanation of train operator codes and standard symbols)

- a Arrival time
- d Departure time
- A To Woking, see table 151
- B To Windsor & Eton Riverside, see table 151
- C To Reading, see table 151
- D To Weybridge, see table 151
- W To London Waterloo via Wimbledon, see table 161

London to Putney, Hounslow, Richmond, Twickenham and Kingston

Saturdays

Operator	SW	SW	SW	SW	SW
Train ID	2077	2C81	2V77	2U81	2079
Days of operation/Notes	SUM	SUM C	SUM	SUM	SUM
London Waterloo (WAT)  d	0003	0020	0022	0028	0033
Vauxhall (VXH)  d	0007		0026	0032	0037
Queenstown Rd.(Battersea) (QRB) d	0013		0029		0040
Clapham Junction (CLJ)  d	0016	0028	0032	0038	0045
Wandsworth Town (WNT) d	0019		0035		0048
Putney (PUT) d	0022		0038	0042	0051
Barnes (BNS) d	0025		0041		0054
Barnes Bridge (BNI) d			0043		
Chiswick (CHK) d			0046		
Kew Bridge (KWB) d			0049		
Brentford (BFD) d			0052		
Syon Lane (SYL) d			0054		
Isleworth (ISL) d			0056		
Hounslow (HOU) d			0059a		
Mortlake (MTL) d	0027				0056
North Sheen (NSH) d	0029				0058
Richmond (RMD)  d	0032	0036		0048	0101
St Margarets (SMG) d	0034				0103
Twickenham (TWI) d	0037	0040		0052	0106
Whitton (WTN) d				0055	
Feltham (FEL) a		0046		0059	
Ashford (Surrey) (AFS) a				0103	
Staines (SNS) a		0053		0107	
Strawberry Hill (STW) a	0041s				0109s
Teddington (TED) a	0045s				0113s
Hampton Wick (HMW) a	0048s				0115s
Kingston (KNG) a	0050				0124

NOTES (see introductory pages for explanation of train operator codes and standard symbols)

- a Arrival time
- d Departure time
- s Stops to set down only
- C To Reading, see table 151
- SUM Sunday mornings

London to Putney, Hounslow, Richmond, Twickenham and Kingston

Sundays

Operator Train ID Days of operation/Notes	SW 1S77 A	SW 2O75	SW 2C79 B	SW 2S79	SW 2U79 C	SW 2O77	SW 2C81 B	SW 2V77	SW 2U81	SW 2O79	SW 2U11 C	SW 2C13 B	SW 2O09	SW 2C15 B	SW 2U15 C	SW 1S15 A	
London Waterloo (WAT)	15 d					0003	0020	0022	0028	0033							
Vauxhall (VXH)	d				0002	0007		0026	0032	0037							
Queenstown Rd.(Battersea) (QRB)	d					0013		0029		0040							
Clapham Junction (CLJ)	10 d			0002	0008	0016	0028	0032	0038	0045		0715	0720			0800	
Wandsworth Town (WNT)	d			0005		0019		0035		0048			0722			0803	
Putney (PUT)	d			0008	0012	0022		0038	0042	0051		0719	0725			0806	
Barnes (BNS)	d			0012		0025		0041		0054			0728			0809	
Barnes Bridge (BNI)	d			0014				0043								0811	
Chiswick (CHK)	d			0017				0046								0813	
Kew Bridge (KWB)	d			0019				0049								0816	
Brentford (BFD)	d			0022				0052								0819	
Syon Lane (SYL)	d			0024				0054								0821	
Isleworth (ISL)	d			0026				0056								0823	
Hounslow (HOU)	d	0001		0030				0059a								0826	
Mortlake (MTL)	d					0027				0056			0731				
North Sheen (NSH)	d					0029				0058			0733				
Richmond (RMD)	d			0006		0018	0032	0036		0048	0101	0710	0729c	0740c	0759	0812	
St Margarets (SMG)	d		0001			0034				0103	0712		0742			0814	
Twickenham (TWI)	d		0004	0010		0022	0037	0040		0052	0106	0715	0733	0745	0803	0817	
Whitton (WTN)	d				0025				0055		0718				0820		
Feltham (FEL)	a	0006		0016	0035	0029		0046		0059		0722	0738		0808	0824	0832
Ashford (Surrey) (AFS)	a	0010		0040	0033					0103		0726			0828	0836	
Staines (SNS)	a	0014		0022	0043	0037		0053		0107		0730	0745		0815	0832	0840
Strawberry Hill (STW)	a		0008				0041s				0109s		0748				
Teddington (TED)	a		0012				0045s				0113s		0752				
Hampton Wick (HMW)	a		0014				0048s				0115s		0757				
Kingston (KNG)	a		0016				0050				0124		0759				

Operator Train ID Days of operation/Notes	SW 2C17 B	SW 2O13 E	SW 1U17 C	SW 2C19 B	SW 2U19 C	SW 1S19 A	SW 2C21 B	SW 2O17 E	SW 1U21 C	SW 2C23 B	SW 2U23 C	SW 1S23 A	SW 2C25 B	SW 2O21 E	SW 1U25 C	SW 2C27 B	
London Waterloo (WAT)	15 d		0817	0824	0839	0844	0849	0909	0917	0924	0939	0942	0949	1009	1014	1025	1039
Vauxhall (VXH)	d		0821	0828	0843	0848	0853	0913	0921	0928	0943	0946	0953	1013	1018	1029	1043
Queenstown Rd.(Battersea) (QRB)	d		0824			0852	0857		0925		0950	0957			1021		
Clapham Junction (CLJ)	10 d	0809	0827	0835	0849	0855	0900	0919	0928	0935	0949	0954	1000	1019	1024	1035	1049
Wandsworth Town (WNT)	d	0812	0830			0857	0903		0930			0957	1003		1027		
Putney (PUT)	d	0815	0833	0839	0853	0900	0906	0923	0933	0939	0953	1000	1006	1023	1030	1039	1053
Barnes (BNS)	d	0818	0836			0903	0909		0936			1003	1009		1033		
Barnes Bridge (BNI)	d						0911						1011				
Chiswick (CHK)	d						0913						1013				
Kew Bridge (KWB)	d						0916						1016				
Brentford (BFD)	d						0919						1019				
Syon Lane (SYL)	d						0921						1021				
Isleworth (ISL)	d						0923						1023				
Hounslow (HOU)	d						0926						1026				
Mortlake (MTL)	d	0820	0838			0906			0939			1005			1035		
North Sheen (NSH)	d	0822	0840			0908			0941			1007			1037		
Richmond (RMD)	d	0825	0843	0846	0859	0910		0929	0943	0946	0959	1010		1029	1040	1045	1059
St Margarets (SMG)	d	0827	0845			0913			0946			1012			1042		
Twickenham (TWI)	d	0830	0848	0851	0903	0915		0933	0948	0951	1003	1015		1033	1045	1049	1103
Whitton (WTN)	d	0833		0854		0918				0954		1018			1052		
Feltham (FEL)	a	0837		0858	0909	0922	0932	0939		0958	1009	1022	1032	1038		1056	1108
Ashford (Surrey) (AFS)	a	0841		0903		0927	0936			1003		1026	1036		1100		
Staines (SNS)	a	0845		0906	0915	0930	0940	0945		1006	1015	1030	1040	1045		1104	1115
Strawberry Hill (STW)	a		0851						0952						1048		
Teddington (TED)	a		0855						0955						1052		
Hampton Wick (HMW)	a		0858						0958						1057		
Kingston (KNG)	a		0900						1000						1059		

NOTES (see introductory pages for explanation of train operator codes and standard symbols)

- a Arrival time
- d Departure time
- s Stops to set down only
- c Arrives 5 minutes earlier
- A To Woking, see table 151
- B To Reading, see table 151
- C To Windsor & Eton Riverside, see table 151
- E To London Waterloo via Wimbledon, see table 161

London to Putney, Hounslow, Richmond, Twickenham and Kingston

Sundays

Operator Train ID Days of operation/Notes	SW	SW	SW	SW	SW	SW	SW	SW	SW	SW	SW	SW	SW	SW	SW	SW	SW
	2U27 C	1S27 A	2C29 B	2O25 E	1U29 C	2C31 B	2U31 C	1S31 A	2C33 B	2O29 E	1U33 C	2C35 B	2U35 C	1S35 A	2C37 B	2O33 E	
London Waterloo (WAT)	15 d	1044	1050	1109	1114	1125	1139	1144	1150	1209	1214	1225	1239	1244	1250	1309	1314
Vauxhall (VXH)	d	1048	1054	1113	1118	1129	1143	1148	1154	1213	1218	1229	1243	1248	1254	1313	1318
Queenstown Rd.(Battersea) (QRB)	d	1051	1057		1122			1151	1157		1221		1251	1257		1321	
Clapham Junction (CLJ)	10 d	1054	1100	1119	1125	1135	1149	1154	1200	1219	1224	1235	1249	1254	1300	1319	1324
Wandsworth Town (WNT)	d	1057	1103		1128			1157	1203		1227		1257	1303		1327	
Putney (PUT)	d	1100	1106	1123	1131	1139	1153	1200	1206	1223	1230	1239	1253	1300	1306	1323	1330
Barnes (BNS)	d	1103	1109		1134			1203	1209		1233		1303	1309		1333	
Barnes Bridge (BNI)	d		1111						1211						1311		
Chiswick (CHK)	d		1113						1213						1313		
Kew Bridge (KWB)	d		1116						1216						1316		
Brentford (BFD)	d		1119						1219						1319		
Syon Lane (SYL)	d		1121						1221						1321		
Isleworth (ISL)	d		1123						1223						1323		
Hounslow (HOU)	d		1126						1226						1326		
Mortlake (MTL)	d	1105			1136			1205			1235			1305			1335
North Sheen (NSH)	d	1107			1138			1207			1237			1307			1337
Richmond (RMD)	d	1110		1129	1141	1145	1159	1210		1229	1240	1245	1259	1310		1329	1340
St Margarets (SMG)	d	1112			1143			1212			1242			1312			1342
Twickenham (TWI)	d	1115		1133	1145	1149	1203	1215		1233	1245	1249	1303	1315		1333	1345
Whitton (WTN)	d	1118			1152			1218			1252			1318			
Feltham (FEL)	a	1122	1132	1138		1156	1208	1222	1232	1238		1256	1308	1322	1332	1338	
Ashford (Surrey) (AFS)	a	1126	1136			1200		1226	1236			1300		1326	1336		
Staines (SNS)	a	1130	1140	1145		1204	1215	1230	1240			1304	1315	1330	1340	1345	
Strawberry Hill (STW)	a				1149						1248						1348
Teddington (TED)	a				1153						1253						1352
Hampton Wick (HMW)	a				1157						1257						1357
Kingston (KNG)	a				1159						1259						1359

Operator Train ID Days of operation/Notes	SW	SW	SW	SW	SW	SW	SW	SW	SW	SW	SW	SW	SW	SW	SW	SW	SW
	1U37 C	2C39 B	2U39 C	1S39 A	2C41 B	2O37 E	2V35	1U41 C	2C43 B	2U43 C	1S43 A	2C45 B	2O41 E	2V39	1U45 C	2C47 B	
London Waterloo (WAT)	15 d	1325	1339	1344	1350	1409	1414	1420	1425	1439	1444	1450	1509	1514	1520	1525	1539
Vauxhall (VXH)	d	1329	1343	1348	1354	1413	1418	1424	1429	1443	1448	1454	1513	1518	1524	1529	1543
Queenstown Rd.(Battersea) (QRB)	d			1351	1357			1421	1427		1451	1457		1521	1527		
Clapham Junction (CLJ)	10 d	1335	1349	1354	1400	1419	1424	1430	1435	1449	1454	1500	1519	1524	1530	1535	1549
Wandsworth Town (WNT)	d			1357	1403			1427	1433		1457	1503		1527	1533		
Putney (PUT)	d	1339	1353	1400	1406	1423	1430	1436	1439	1453	1500	1506	1523	1530	1536	1539	1553
Barnes (BNS)	d			1403	1409			1433	1439		1503	1509		1533	1539		
Barnes Bridge (BNI)	d				1411				1441					1511			1541
Chiswick (CHK)	d				1413				1444					1513			1544
Kew Bridge (KWB)	d				1416				1446					1516			1546
Brentford (BFD)	d				1419				1449					1519			1549
Syon Lane (SYL)	d				1421				1451					1521			1551
Isleworth (ISL)	d				1423				1453					1523			1553
Hounslow (HOU)	d				1426				1457					1526			1557
Mortlake (MTL)	d			1405			1435				1505			1535			
North Sheen (NSH)	d			1407			1437				1507			1537			
Richmond (RMD)	d	1345	1359	1410		1429	1440		1445	1459	1510		1529	1540		1545	1559
St Margarets (SMG)	d			1412			1442				1512			1542			
Twickenham (TWI)	d	1349	1403	1415		1433	1445	1511e	1449	1503	1515		1533	1545	1611e	1549	1603
Whitton (WTN)	d	1352		1418				1501f	1452		1518			1548	1601f	1552	
Feltham (FEL)	a	1356	1408	1422	1432	1438			1456	1508	1522	1532	1538			1556	1608
Ashford (Surrey) (AFS)	a	1400		1426	1436				1501		1526	1536				1601	
Staines (SNS)	a	1404	1415	1430	1440	1445			1504	1515	1530	1540	1545			1604	1615
Strawberry Hill (STW)	a						1448	1514						1548	1614		
Teddington (TED)	a						1452	1518						1552	1618		
Hampton Wick (HMW)	a						1457	1521						1557	1621		
Kingston (KNG)	a						1459	1523						1559	1623		

NOTES (see introductory pages for explanation of train operator codes and standard symbols)

- a Arrival time
- d Departure time
- e Arrives 7 minutes earlier
- f Calls at Whitton before Twickenham
- A To Woking, see table 151
- B To Reading, see table 151
- C To Windsor & Eton Riverside, see table 151
- E To London Waterloo via Wimbledon, see table 161

London to Putney, Hounslow, Richmond, Twickenham and Kingston

Sundays

Operator Train ID Days of operation/Notes	SW	SW	SW	SW	SW	SW	SW	SW	SW	SW	SW	SW	SW	SW	SW	SW
	2U47 C	1S47 A	2C49 B	2O45 E	2V43	1U49 C	2C51 B	2U51 C	1S51 A	2C53 B	2O49 E	2V47	1U53 C	2C55 B	2U55 C	1S55 A
London Waterloo (WAT)	1544	1550	1609	1614	1620	1625	1639	1644	1650	1709	1714	1720	1725	1739	1744	1750
Vauxhall (VXH)	1548	1554	1613	1618	1624	1629	1643	1648	1654	1713	1718	1724	1729	1743	1748	1754
Queenstown Rd.(Battersea) (QRB)	1551	1557		1621	1627			1651	1657		1721	1727			1751	1757
Clapham Junction (CLJ)	1554	1600	1619	1624	1630	1635	1649	1654	1700	1719	1724	1730	1735	1749	1754	1800
Wandsworth Town (WNT)	1557	1603		1627	1633			1657	1703		1727	1733			1757	1803
Putney (PUT)	1600	1606	1623	1630	1636	1639	1653	1700	1706	1723	1730	1736	1739	1753	1800	1806
Barnes (BNS)	1603	1609		1633	1639			1703	1709		1733	1739			1803	1809
Barnes Bridge (BNI)		1611			1641				1711			1741				1811
Chiswick (CHK)		1613			1644				1713			1744				1813
Kew Bridge (KWB)		1616			1646				1716			1746				1816
Brentford (BFD)		1619			1649				1719			1749				1819
Syon Lane (SYL)		1621			1651				1721			1751				1821
Isleworth (ISL)		1623			1653				1723			1753				1823
Hounslow (HOU)		1626			1657				1726			1757				1826
Mortlake (MTL)	1605			1635				1705			1735				1805	
North Sheen (NSH)	1607			1637				1707			1737				1807	
Richmond (RMD)	1610		1629	1640		1645	1659	1710		1729	1740		1745	1759	1810	
St Margarets (SMG)	1612			1642				1712			1742				1812	
Twickenham (TWI)	1615		1633	1645	1711e	1649	1703	1715		1733	1745	1811e	1749	1803	1815	
Whitton (WTN)	1618				1701f	1652		1718				1801f	1752		1818	
Feltham (FEL)	1622	1632	1638			1656	1708	1722	1732	1738			1756	1808	1822	1832
Ashford (Surrey) (AFS)	1626	1636				1701		1726	1736				1801		1826	1836
Staines (SNS)	1630	1640	1645			1704	1715	1730	1740	1745			1804	1815	1830	1840
Strawberry Hill (STW)				1648	1714							1748	1814			
Teddington (TED)				1652	1718							1752	1818			
Hampton Wick (HMW)				1657	1721							1757	1821			
Kingston (KNG)				1659	1723							1759	1823			

Operator Train ID Days of operation/Notes	SW	SW	SW	SW	SW	SW	SW	SW	SW	SW	SW	SW	SW	SW	SW	SW
	2C57 B	2O53 E	2V51	1U57 C	2C59 B	2U59 C	1S59 A	2C61 B	2O57 E	2V55	1U61 C	2C63 B	2U63 C	1S63 A	2C65 B	2O61 E
London Waterloo (WAT)	1809	1814	1820	1825	1839	1844	1850	1909	1914	1920	1925	1939	1944	1950	2009	2014
Vauxhall (VXH)	1813	1818	1824	1829	1843	1848	1854	1913	1918	1924	1929	1943	1948	1954	2013	2018
Queenstown Rd.(Battersea) (QRB)		1821	1827			1851	1857		1921	1927			1951	1957		2021
Clapham Junction (CLJ)	1819	1824	1830	1835	1849	1854	1900	1919	1924	1930	1935	1949	1954	2000	2019	2024
Wandsworth Town (WNT)		1827	1833			1857	1903		1927	1933			1957	2003		2027
Putney (PUT)	1823	1830	1836	1839	1853	1900	1906	1923	1930	1936	1939	1953	2000	2006	2023	2030
Barnes (BNS)		1833	1839			1903	1909		1933	1939			2003	2009		2033
Barnes Bridge (BNI)			1841					1911							2011	
Chiswick (CHK)			1844					1913							2013	
Kew Bridge (KWB)			1846					1916							2016	
Brentford (BFD)			1849					1919							2019	
Syon Lane (SYL)			1851					1921							2021	
Isleworth (ISL)			1853					1923							2023	
Hounslow (HOU)			1857					1926			1957				2026	
Mortlake (MTL)		1835				1905			1935				2005			2035
North Sheen (NSH)		1837				1907			1937				2007			2037
Richmond (RMD)	1829	1840		1845	1859	1910		1929	1940		1945	1959	2010		2029	2040
St Margarets (SMG)		1842				1912			1942				2012			2042
Twickenham (TWI)	1833	1845	1911e	1849	1903	1915		1933	1945	2011e	1949	2003	2015		2033	2045
Whitton (WTN)			1901f	1852		1918				2001f	1952		2018			
Feltham (FEL)	1838			1856	1908	1922	1932	1938			1956	2008	2022	2032	2038	
Ashford (Surrey) (AFS)				1901		1926	1936				2001		2026	2036		
Staines (SNS)	1845			1904	1915	1930	1939	1945			2004	2015	2030	2040	2045	
Strawberry Hill (STW)		1848	1914						1948	2014						2048
Teddington (TED)		1852	1918						1952	2018						2052
Hampton Wick (HMW)		1857	1921						1957	2021						2057
Kingston (KNG)		1859	1923						1959	2023						2059

NOTES (see introductory pages for explanation of train operator codes and standard symbols)

- a Arrival time
- d Departure time
- e Arrives 7 minutes earlier
- f Calls at Whitton before Twickenham
- A To Woking, see table 151
- B To Reading, see table 151
- C To Windsor & Eton Riverside, see table 151
- E To London Waterloo via Wimbledon, see table 161

London to Putney, Hounslow, Richmond, Twickenham and Kingston

Sundays

Operator Train ID Days of operation/Notes		SW 2V59	SW 1U65 C	SW 2C67 B	SW 2U67 C	SW 1S67 A	SW 2C69 B	SW 2O65 E	SW 2V63	SW 2C71 B	SW 2U71 C	SW 1S71 A	SW 2C73 B	SW 2O69 E	SW 2V67	SW 2C75 B	SW 2U75 C
London Waterloo (WAT)	15 d	2020	2025	2039	2044	2050	2109	2114	2120	2139	2144	2150	2209	2214	2220	2239	2244
Vauxhall (VXH)	d	2024	2029	2043	2048	2054	2113	2118	2124	2143	2148	2154	2213	2218	2224	2243	2248
Queenstown Rd.(Battersea) (QRB)	d	2027			2051	2057		2121	2127		2151	2157		2221	2227		2251
Clapham Junction (CLJ)	10 d	2030	2035	2049	2054	2100	2119	2124	2130	2149	2154	2200	2219	2224	2230	2249	2254
Wandsworth Town (WNT)	d	2033			2057	2103		2127	2133		2157	2203		2227	2233		2257
Putney (PUT)	d	2036	2039	2053	2100	2106	2123	2130	2136	2153	2200	2206	2223	2230	2236	2253	2300
Barnes (BNS)	d	2039			2103	2109		2133	2139		2203	2209		2233	2239		2303
Barnes Bridge (BNI)	d	2041				2111			2141			2211				2241	
Chiswick (CHK)	d	2044				2113			2144			2213				2244	
Kew Bridge (KWB)	d	2046				2116			2146			2216				2246	
Brentford (BFD)	d	2049				2119			2149			2219				2249	
Syon Lane (SYL)	d	2051				2121			2151			2221				2251	
Isleworth (ISL)	d	2053				2123			2153			2223				2253	
Hounslow (HOU)	d	2057				2126			2157			2226				2257	
Mortlake (MTL)	d				2105			2135			2205			2235			2305
North Sheen (NSH)	d				2107			2137			2207			2237			2307
Richmond (RMD)	d		2045	2059	2110		2129	2140		2159	2210		2229	2240		2259	2310
St Margarets (SMG)	d				2112			2142			2212			2242			2312
Twickenham (TWI)	d	2111e	2049	2103	2115		2133	2145	2211e	2203	2215		2233	2245	2311e	2303	2315
Whitton (WTN)	d	2101f	2052		2118				2201f		2218				2301f		2318
Feltham (FEL)	a		2056	2108	2122	2132	2138			2208	2222	2232	2238			2308	2322
Ashford (Surrey) (AFS)	a		2101		2126	2136					2226	2236					2326
Staines (SNS)	a		2104	2115	2130	2140	2145			2215	2230	2240	2245			2315	2330
Strawberry Hill (STW)	a	2114						2148	2214					2248	2314		
Teddington (TED)	a	2118						2152	2218					2252	2318		
Hampton Wick (HMW)	a	2121						2157	2221					2257	2321		
Kingston (KNG)	a	2123						2159	2223					2259	2323		

Operator Train ID Days of operation/Notes		SW 1S75 A	SW 2C77 B	SW 2O73	SW 2V71	SW 2C79 B	SW 2U79	SW 2O77 MM	SW 2O79 MM
London Waterloo (WAT)	15 d	2250	2309	2314	2320	2339	2344	0003	0018
Vauxhall (VXH)	d	2254	2313	2318	2324	2343	2348	0007	0022
Queenstown Rd.(Battersea) (QRB)	d	2257		2321	2327		2351	0010	
Clapham Junction (CLJ)	10 d	2300	2319	2324	2330	2349	2354	0013	0028
Wandsworth Town (WNT)	d	2303		2327	2333		2357	0016	
Putney (PUT)	d	2306	2323	2330	2336	2353	2359	0019	0032
Barnes (BNS)	d	2309		2333	2339		0003	0022	
Barnes Bridge (BNI)	d	2311			2341				
Chiswick (CHK)	d	2313			2344				
Kew Bridge (KWB)	d	2316			2346				
Brentford (BFD)	d	2319			2349				
Syon Lane (SYL)	d	2321			2351				
Isleworth (ISL)	d	2323			2353				
Hounslow (HOU)	d	2326			2358				
Mortlake (MTL)	d			2335			0005	0024	
North Sheen (NSH)	d			2337			0007	0026	
Richmond (RMD)	d		2329	2340		2359	0010	0029	0038
St Margarets (SMG)	d			2342			0012	0031	
Twickenham (TWI)	d		2333	2345	0012e	0003	0015	0034	0042
Whitton (WTN)	d				0002f		0018		
Feltham (FEL)	a	2332	2338			0008	0022		
Ashford (Surrey) (AFS)	a	2336					0026		
Staines (SNS)	a	2340	2345			0015	0030		
Strawberry Hill (STW)	a			2348	0015			0037	0045s
Teddington (TED)	a			2352	0019				0049s
Hampton Wick (HMW)	a			2355	0022				0052s
Kingston (KNG)	a			2357	0024				0054

NOTES (see introductory pages for explanation of train operator codes and standard symbols)

- a Arrival time
- d Departure time
- s Stops to set down only
- e Arrives 7 minutes earlier
- f Calls at Whitton before Twickenham
- A To Woking, see table 151
- B To Reading, see table 151
- C To Windsor & Eton Riverside, see table 151
- E To London Waterloo via Wimbledon, see table 161
- MM Monday mornings

Kingston, Twickenham, Richmond, Hounslow and Putney to London

Mondays to Fridays

Operator Train ID Days of operation/Notes	SW	SW	SW	SW	SW	SW	SW	SW	SW	SW	SW	SW	SW	SW	SW	SW
	2U78 MO A	1S78 MO B	2K71 MX W	2C78 MO D	2S78 MX E	2C80 MX D	2U04	2R90	2H90 F	2U06	2C08 G	2R02	2K01	2U08 A	1S08 B	2C10 D
Kingston (KNG)	d															0559
Hampton Wick (HMW)	d															0601
Teddington (TED)	d															0605
Strawberry Hill (STW)	d								0539							0609
Staines (SNS)	d							0453			0537	0553				0608
Ashford (Surrey) (AFS)	d							0456			0540					0606
Feltham (FEL)	d							0501			0545	0559				0611
Whitton (WTN)	d							0505			0549					0616
Twickenham (TWI)	d							0508		0543	0553	0606				0620
St Margarets (SMG)	d							0510		0545						0613
Richmond (RMD)	d							0514		0549	0558	0611				0615
North Sheen (NSH)	d							0516		0551						0621
Mortlake (MTL)	d							0518		0553						0623
Hounslow (HOU)	d								0531				0601			0616
Isleworth (ISL)	d								0534				0604			0619
Syon Lane (SYL)	d								0536				0606			0621
Brentford (BFD)	d								0539				0609			0624
Kew Bridge (KWB)	d								0541				0611			0626
Chiswick (CHK)	d								0544				0614			0626
Barnes Bridge (BNI)	d								0546				0616			0629
Barnes (BNS)	d								0546				0616			0631
Putney (PUT)	d								0546				0616			0631
Wandsworth Town (WNT)	d								0546				0616			0631
Clapham Junction (CLJ)	d								0546				0616			0631
Queenstown Rd.(Battersea) (QRB)	d								0546				0616			0631
Vauxhall (VXH)	d								0546				0616			0631
London Waterloo (WAT)	d								0546				0616			0631
Barnes (BNS)	d								0546				0616			0631
Putney (PUT)	d								0546				0616			0631
Wandsworth Town (WNT)	d								0546				0616			0631
Clapham Junction (CLJ)	d								0546				0616			0631
Queenstown Rd.(Battersea) (QRB)	d								0546				0616			0631
Vauxhall (VXH)	d								0546				0616			0631
London Waterloo (WAT)	d								0546				0616			0631
Barnes (BNS)	d								0546				0616			0631
Putney (PUT)	d								0546				0616			0631
Wandsworth Town (WNT)	d								0546				0616			0631
Clapham Junction (CLJ)	d								0546				0616			0631
Queenstown Rd.(Battersea) (QRB)	d								0546				0616			0631
Vauxhall (VXH)	d								0546				0616			0631
London Waterloo (WAT)	d								0546				0616			0631

Operator Train ID Days of operation/Notes	SW	SW	SW	SW	SW	SW	SW	SW	SW	SW	SW	SW	SW	SW	SW	SW
	2R03 H	2K03 J	2U10 A	2S10	2V05 K	2C12 D	2R05 R	2K05 W	2U12 A	1S12 E	2H92 F	1N90 L	2C14 D	2R07 R	2K07 W	2U14 A
Kingston (KNG)	d		0629						0658							0728
Hampton Wick (HMW)	d		0631						0700							0730
Teddington (TED)	d		0635						0705							0735
Strawberry Hill (STW)	d		0639						0708			0715				0738
Staines (SNS)	d			0638	0624		0659			0708	0654		0718	0729		0738
Ashford (Surrey) (AFS)	d			0641	0627					0711	0657		0721			0741
Feltham (FEL)	d			0646	0632		0706			0716	0702		0726	0736		0746
Whitton (WTN)	d	0620		0650		0653	0650			0720			0730		0720	0750
Twickenham (TWI)	d		0643	0653		0658	0711		0713	0723		0726c	0734	0741		0743
St Margarets (SMG)	d		0645			0700			0715			0728				0745
Richmond (RMD)	d		0649	0658		0704	0716		0719	0728		0732	0738	0746		0749
North Sheen (NSH)	d		0651			0706			0721			0734				0751
Mortlake (MTL)	d		0653			0708			0723			0736				0753
Hounslow (HOU)	d	0631f			0644c	0648h		0659				0714c				0730
Isleworth (ISL)	d	0634			0647			0702				0717				0733
Syon Lane (SYL)	d	0636			0650			0705				0720				0736
Brentford (BFD)	d	0639			0653			0708				0723				0738
Kew Bridge (KWB)	d	0641			0655			0710				0725				0741
Chiswick (CHK)	d	0644			0658			0713				0728				0743
Barnes Bridge (BNI)	d	0646			0701			0716				0731				0746
Barnes (BNS)	d	0649	0656		0704	0711		0719	0726		0734	0740			0749	0756
Putney (PUT)	d	0652	0659	0704	0707	0714	0722	0722	0729	0734	0737	0743			0752	0759
Wandsworth Town (WNT)	d	0655	0702		0710	0717		0725	0732		0740	0746			0755	0802
Clapham Junction (CLJ)	d	0659	0705	0709	0713	0720	0727	0729	0735	0739	0743	0749	0747	0754	0758	0805
Queenstown Rd.(Battersea) (QRB)	d	0702	0708		0716	0723		0732	0738		0747	0752			0801	0808
Vauxhall (VXH)	d	0705	0712	0715	0720	0727		0735	0742	0745	0751	0756	0753		0805	0812
London Waterloo (WAT)	d	0713	0718	0721	0728	0739	0739	0742	0748	0751	0757	0804	0800	0809	0811	0818

NOTES (see introductory pages for explanation of train operator codes and standard symbols)

- a Arrival time
d Departure time
c Arrives 7 minutes earlier
f Arrives 3 minutes earlier
h Calls at Hounslow before Whitton
A From Windsor & Eton Riverside, see table 151
B From Woking, see table 151
D From Reading, see table 151
E From Weybridge, see table 151
F From Shepperton, see table 162
G From Ascot, see table 151
H From Twickenham
J From Wimbledon, see table 162
K From Hounslow
L From Farnham, see table 151
R From London Waterloo via Richmond
- W From London Waterloo via Wimbledon, see table 161
MO Mondays only
MX Not Mondays

Kingston, Twickenham, Richmond, Hounslow and Putney to London

Mondays to Fridays

Operator Train ID Days of operation/Notes	SW	SW	SW	SW	SW	SW	SW	SW	SW	SW	SW	SW	SW	SW	SW	SW	SW
	1S14 E	2H94 F	1N92 L	2C16 D	2R09 R	2K09 W	2U16 A	2S16 E	2H96 F	2V11 C	2C18 D	2R11 R	2K11 W	2U18 A	2S18 E	2V13 C	
Kingston (KNG)	d					0758							0828				
Hampton Wick (HMW)	d					0800							0830				
Teddington (TED)	d					0805							0835				
Strawberry Hill (STW)	d	0745				0808			0815				0838				
Staines (SNS)	d	0724		0748	0758			0808	0802			0829			0840	0833	
Ashford (Surrey) (AFS)	d	0727		0751				0811	0805						0843	0836	
Feltham (FEL)	d	0732		0756	0805			0816	0810			0835			0848	0841	
Whitton (WTN)	d			0800		0750		0820		0826		0822			0852		0854
Twickenham (TWI)	d		0757e	0803	0810			0813	0824		0827e	0830	0841		0843	0855	0858
St Margarets (SMG)	d		0759					0815			0829				0845		0900
Richmond (RMD)	d		0802	0808	0815			0819	0828		0832	0836	0845		0849	0900	0904
North Sheen (NSH)	d		0804					0821			0834				0851		0906
Mortlake (MTL)	d		0807					0823			0837				0853		0908
Hounslow (HOU)	d	0744c				0759			0816		0822h		0829			0846	0848h
Isleworth (ISL)	d	0747				0802			0819				0832			0849	
Syon Lane (SYL)	d	0750				0805			0821				0834			0851	
Brentford (BFD)	d	0753				0808			0824				0837			0854	
Kew Bridge (KWB)	d	0755				0810			0826				0840			0856	
Chiswick (CHK)	d	0758				0813			0829				0843			0859	
Barnes Bridge (BNI)	d	0801				0816			0832				0846			0901	
Barnes (BNS)	d	0804	0810			0819	0826		0835	0840			0849	0856		0904	0911
Putney (PUT)	d	0807	0813			0822	0829	0835	0838	0843	0845		0852	0859	0906	0907	0914
Wandsworth Town (WNT)	d	0810	0816			0825	0832		0841	0846	0848		0855	0902		0910	0917
Clapham Junction (CLJ)	10 d	0813	0819	0817	0823	0828	0835	0839	0844	0849	0851	0854	0858	0905	0911	0913	0920
Queenstown Rd.(Battersea) (QRB)	d	0816	0822			0831	0838		0847	0852			0902	0908		0916	0923
Vauxhall (VXH)	d	0820	0826	0823		0835	0842	0845	0851	0856	0857	0900	0905	0912	0917	0920	0927
London Waterloo (WAT)	15 a	0828	0834	0830	0836	0842	0849	0851	0858	0902	0903	0907	0914	0921	0923	0929	0934

Operator Train ID Days of operation/Notes	SW	SW	SW	SW	SW	SW	SW	SW	SW	SW	SW	SW	SW	SW	SW	SW	SW
	2C20 D	2R13 R	2K13 W	2U20 A	1S20 E	2V15 C	2C22 D	2R15 R	2K15 W	2U22 A	2S22 E	2V17 C	2C24 D	2R17 R	2K17 W	2U24 A	
Kingston (KNG)	d			0858							0928					0958	
Hampton Wick (HMW)	d			0900							0930					1000	
Teddington (TED)	d			0905							0935					1005	
Strawberry Hill (STW)	d			0908							0938					1008	
Staines (SNS)	d	0900			0910	0855		0929			0938	0933		0959			1008
Ashford (Surrey) (AFS)	d				0913	0858					0941	0936					1011
Feltham (FEL)	d	0907			0918	0903		0935			0946	0941		1005			1016
Whitton (WTN)	d		0851		0922		0925		0920		0950		0953		0950		1020
Twickenham (TWI)	d	0912		0915f	0925		0929	0941		0943	0953		0958	1011		1013	1023
St Margarets (SMG)	d			0917			0931			0945			1000			1015	
Richmond (RMD)	d	0917		0920	0930		0934	0945		0949	0958		1004	1015		1019	1028
North Sheen (NSH)	d			0922			0936			0951			1006			1021	
Mortlake (MTL)	d			0925			0939			0953			1008			1023	
Hounslow (HOU)	d		0901f			0914	0918h		0931f			0946	0949h		1001f		
Isleworth (ISL)	d		0904			0917			0934			0949			1004		
Syon Lane (SYL)	d		0906			0919			0936			0951			1006		
Brentford (BFD)	d		0909			0922			0939			0954			1009		
Kew Bridge (KWB)	d		0911			0925			0941			0956			1011		
Chiswick (CHK)	d		0914			0928			0944			0959			1014		
Barnes Bridge (BNI)	d		0916			0931			0946			1001			1016		
Barnes (BNS)	d		0919	0928		0934	0942		0949	0956		1004	1011		1019	1026	
Putney (PUT)	d		0922	0931	0936	0937	0945		0952	0959	1004	1007	1014		1022	1029	1034
Wandsworth Town (WNT)	d		0925	0934		0940	0948		0955	1002		1010	1017		1025	1032	
Clapham Junction (CLJ)	10 d	0925	0928	0937	0941	0944	0951	0954	0958	1005	1009	1013	1020	1025	1029	1035	1039
Queenstown Rd.(Battersea) (QRB)	d		0931	0940		0947	0954		1001	1008		1016	1023		1032	1038	
Vauxhall (VXH)	d		0935	0943	0946	0950	0958		1005	1012	1015	1020	1027		1036	1042	1045
London Waterloo (WAT)	15 a	0937	0945	0951	0953	1000	1004	1004	1011	1021	1019	1026	1034	1035	1041	1046	1049

NOTES (see introductory pages for explanation of train operator codes and standard symbols)

- a Arrival time
- d Departure time
- c Arrives 7 minutes earlier
- e Arrives 8 minutes earlier
- f Arrives 3 minutes earlier
- h Calls at Hounslow before Whitton
- A From Windsor & Eton Riverside, see table 151
- C From London Waterloo via Chiswick
- D From Reading, see table 151
- E From Weybridge, see table 151
- F From Shepperton, see table 162
- L From Farnham, see table 151
- R From London Waterloo via Richmond
- W From London Waterloo via Wimbledon, see table 161

Kingston, Twickenham, Richmond, Hounslow and Putney to London

Mondays to Fridays

Operator Train ID Days of operation/Notes		SW 2S24 E	SW 2C26 D	SW 2K19 W	SW 2U26 A	SW 2S26 E	SW 2C28 D	SW 2K21 W	SW 2U28 A	SW 2S28 E	SW 2C30 D	SW 2K23 W	SW 2U30 A	SW 2S30 E	SW 2C32 D	SW 2K25 W	SW 2U32 A
Kingston (KNG)	d			1029				1058				1128				1158	
Hampton Wick (HMW)	d			1031				1100				1130				1200	
Teddington (TED)	d			1035				1105				1135				1205	
Strawberry Hill (STW)	d			1038				1108				1138				1208	
Staines (SNS)	d	1003	1029		1037	1033	1059		1108	1103	1129		1138	1133	1159		1208
Ashford (Surrey) (AFS)	d	1006			1040	1036			1111	1106			1141	1136			1211
Feltham (FEL)	d	1011	1035		1045	1041	1105		1116	1111	1135		1146	1141	1205		1216
Whitton (WTN)	d				1049				1120				1150				1220
Twickenham (TWI)	d		1041	1043	1053		1111	1113	1123		1141	1143	1153		1211	1213	1223
St Margarets (SMG)	d			1045				1115				1145				1215	
Richmond (RMD)	⊖ d		1045	1049	1058		1115	1119	1128		1145	1149	1158		1215	1219	1228
North Sheen (NSH)	d			1051				1121				1151				1221	
Mortlake (MTL)	d			1053				1123				1153				1223	
Hounslow (HOU)	d	1016				1046				1116				1146			
Isleworth (ISL)	d	1019				1049				1119				1149			
Syon Lane (SYL)	d	1021				1051				1121				1151			
Brentford (BFD)	d	1024				1054				1124				1154			
Kew Bridge (KWB)	d	1026				1056				1126				1156			
Chiswick (CHK)	d	1029				1059				1129				1159			
Barnes Bridge (BNI)	d	1031				1101				1131				1201			
Barnes (BNS)	d	1034		1056		1104		1126		1134		1156		1204		1226	
Putney (PUT)	d	1037		1059	1104	1107		1129	1134	1137		1159	1204	1207		1229	1234
Wandsworth Town (WNT)	d	1040		1102		1110		1132		1140		1202		1210		1232	
Clapham Junction (CLJ)	10 d	1043	1054	1105	1109	1114	1124	1135	1139	1143	1154	1205	1209	1214	1226	1235	1239
Queenstown Rd.(Battersea) (QRB)	d	1047		1108		1117		1138		1146		1208		1217		1238	
Vauxhall (VXH)	⊖ d	1050		1112	1115	1121		1142	1145	1150		1212	1215	1221		1242	1245
London Waterloo (WAT)	⊖ 15 a	1056	1104	1116	1119	1128	1134	1146	1149	1156	1204	1216	1219	1226	1235	1246	1249

Operator Train ID Days of operation/Notes		SW 2S32 FX E	SW 2S32 FO E	SW 2C34 D	SW 2K27 W	SW 2U34 A	SW 2S34 E	SW 2C36 D	SW 2K29 W	SW 2U36 A	SW 2S36 E	SW 2C38 D	SW 2K31 W	SW 2U38 A	SW 2S38 E	SW 2C40 D	SW 2K33 W
Kingston (KNG)	d				1228				1258				1328				1358
Hampton Wick (HMW)	d				1230				1300				1330				1400
Teddington (TED)	d				1235				1305				1335				1405
Strawberry Hill (STW)	d				1238				1308				1338				1408
Staines (SNS)	d	1203	1203	1229		1238	1233	1259		1308	1303	1329		1338	1333	1359	
Ashford (Surrey) (AFS)	d	1206	1206			1241	1236			1311	1306			1341	1336		
Feltham (FEL)	d	1211	1211	1235		1246	1241	1305		1316	1311	1335		1346	1341	1405	
Whitton (WTN)	d					1250				1320				1350			
Twickenham (TWI)	d			1241	1243	1253		1311	1313	1323		1341	1343	1353		1411	1413
St Margarets (SMG)	d				1245				1315				1345				1415
Richmond (RMD)	⊖ d			1245	1249	1258		1315	1319	1328		1345	1349	1358		1415	1419
North Sheen (NSH)	d				1251				1321				1351				1421
Mortlake (MTL)	d				1253				1323				1353				1423
Hounslow (HOU)	d	1216	1216				1246				1316				1346		
Isleworth (ISL)	d	1219	1219				1249				1319				1349		
Syon Lane (SYL)	d	1221	1221				1251				1321				1351		
Brentford (BFD)	d	1224	1224				1254				1324				1354		
Kew Bridge (KWB)	d	1226	1226				1256				1326				1356		
Chiswick (CHK)	d	1229	1241g				1259				1329				1359		
Barnes Bridge (BNI)	d	1231	1243				1301				1331				1401		
Barnes (BNS)	d	1234	1247		1256		1304		1326		1334		1356		1404		1426
Putney (PUT)	d	1237			1259	1304	1307		1329	1334	1337		1359	1404	1407		1429
Wandsworth Town (WNT)	d	1240			1302		1310		1332		1340		1402		1410		1432
Clapham Junction (CLJ)	10 d	1243	1258	1254	1305	1309	1313	1324	1335	1339	1344	1354	1405	1409	1414	1424	1435
Queenstown Rd.(Battersea) (QRB)	d	1246			1308		1316		1338		1347		1408		1417		1438
Vauxhall (VXH)	⊖ d	1250			1312	1315	1320		1342	1345	1351		1412	1415	1421		1442
London Waterloo (WAT)	⊖ 15 a	1256	1306	1304	1316	1319	1326	1334	1346	1349	1358	1404	1416	1419	1426	1434	1446

NOTES (see introductory pages for explanation of train operator codes and standard symbols)

- a Arrival time
- d Departure time
- g Arrives 12 minutes earlier
- A From Windsor & Eton Riverside, see table 151
- D From Reading, see table 151
- E From Weybridge, see table 151
- W From London Waterloo via Wimbledon, see table 161
- FO Fridays only
- FX Not Fridays

Kingston, Twickenham, Richmond, Hounslow and Putney to London

Mondays to Fridays

Operator Train ID Days of operation/Notes	SW	SW	SW	SW	SW	SW	SW	SW	SW	SW	SW	SW	SW	SW	SW	SW	SW
	2U40 A	2S40 E	2C42 D	2K35 W	2U42 A	2S42 E	2C44 D	2K37 W	2U44 A	2S44 E	2C46 D	2K39 W	2U46 A	2S46 E	2V41 C	2C48 D	
Kingston (KNG)	d			1428				1458				1528					
Hampton Wick (HMW)	d			1430				1500				1530					
Teddington (TED)	d			1435				1505				1535					
Strawberry Hill (STW)	d			1438				1508				1538					
Staines (SNS)	d	1408	1403	1429		1438	1433	1459		1508	1503	1529		1538	1533		1559
Ashford (Surrey) (AFS)	d	1411	1406			1441	1436			1511	1506			1541	1536		
Feltham (FEL)	d	1416	1411	1435		1446	1441	1505		1516	1511	1535		1546	1541		1605
Whitton (WTN)	d	1420				1450				1520				1550		1553	
Twickenham (TWI)	d	1423		1441	1443	1453		1511	1513	1523		1541	1543	1553		1558	1611
St Margarets (SMG)	d				1445				1515				1545			1600	
Richmond (RMD)	⊖ d	1428		1445	1449	1458		1515	1519	1528		1545	1549	1558		1604	1615
North Sheen (NSH)	d				1451				1521				1551			1606	
Mortlake (MTL)	d				1453				1523				1553			1608	
Hounslow (HOU)	d		1416								1516				1546	1548h	
Isleworth (ISL)	d		1419					1446			1519				1549		
Syon Lane (SYL)	d		1421					1449			1521				1551		
Brentford (BFD)	d		1424					1451			1524				1554		
Kew Bridge (KWB)	d		1426					1454			1526				1556		
Chiswick (CHK)	d		1429					1456			1529				1559		
Barnes Bridge (BNI)	d		1431					1459			1531				1601		
Barnes (BNS)	d		1434		1456		1504		1526		1534		1556		1604	1611	
Putney (PUT)	d	1434	1437		1459	1504	1507		1529	1534	1537		1559	1604	1607	1614	
Wandsworth Town (WNT)	d		1440		1502		1510		1532		1540		1602		1610	1617	
Clapham Junction (CLJ)	10 d	1439	1443	1454	1505	1509	1513	1524	1535	1539	1543	1554	1605	1609	1613	1620	1624
Queenstown Rd.(Battersea) (QRB)	d		1446		1508		1516		1538		1546		1608		1616	1623	
Vauxhall (VXH)	⊖ d	1445	1450		1512	1515	1520		1542	1545	1550		1612	1615	1620	1627	
London Waterloo (WAT)	⊖ 15 a	1449	1456	1507	1516	1519	1526	1535	1547	1550	1556	1607	1616	1619	1626	1637	1635

Operator Train ID Days of operation/Notes	SW	SW	SW	SW	SW	SW	SW	SW	SW	SW	SW	SW	SW	SW	SW	SW	SW
	2R41 R	2K41 W	2U48 A	2S48 E	2V43 C	2C50 D	2R43 R	2K43 W	2U50 A	2S50 E	2V45 C	2C52 D	2R45 R	2K45 W	2U52 A	2S52 E	
Kingston (KNG)	d		1558						1628							1658	
Hampton Wick (HMW)	d		1600						1630							1700	
Teddington (TED)	d		1605						1635							1705	
Strawberry Hill (STW)	d		1608						1638							1708	
Staines (SNS)	d			1608	1603		1629			1638	1633		1659			1708	1703
Ashford (Surrey) (AFS)	d			1611	1606					1641	1636					1711	1706
Feltham (FEL)	d			1616	1611		1635			1646	1641		1705			1716	1711
Whitton (WTN)	d	1550		1620		1623		1620		1650		1652		1650		1720	
Twickenham (TWI)	d		1613	1623		1628	1641		1643	1653		1658	1711		1713	1723	
St Margarets (SMG)	d		1615			1630			1645			1700			1715		
Richmond (RMD)	⊖ d		1619	1628		1634	1645		1649	1658		1703	1715		1719	1728	
North Sheen (NSH)	d		1621			1636			1651			1705			1721		
Mortlake (MTL)	d		1623			1638			1653			1708			1723		
Hounslow (HOU)	d	1601f			1616	1618h		1631f			1646	1648h		1701f			1716
Isleworth (ISL)	d	1604			1619			1634			1649			1704			1719
Syon Lane (SYL)	d	1606			1621			1636			1651			1706			1721
Brentford (BFD)	d	1609			1624			1639			1654			1709			1724
Kew Bridge (KWB)	d	1611			1626			1641			1656			1711			1726
Chiswick (CHK)	d	1614			1629			1644			1659			1714			1729
Barnes Bridge (BNI)	d	1616			1631			1646			1701			1716			1731
Barnes (BNS)	d	1619	1626		1634	1641		1649	1656		1704	1711		1719	1726		1734
Putney (PUT)	d	1622	1629	1634	1637	1644		1652	1659	1704	1707	1714		1722	1729	1734	1737
Wandsworth Town (WNT)	d	1625	1632		1640	1647		1655	1702		1710	1717		1725	1732		1740
Clapham Junction (CLJ)	10 d	1629	1635	1639	1643	1650	1654	1658	1705	1709	1713	1722	1724	1728	1735	1739	1743
Queenstown Rd.(Battersea) (QRB)	d	1632	1638		1646	1653		1701	1708		1716	1725		1731	1738		1746
Vauxhall (VXH)	⊖ d	1636	1642	1645	1650	1657		1705	1712	1715	1720	1728		1735	1742	1745	1750
London Waterloo (WAT)	⊖ 15 a	1641	1646	1649	1656	1705	1707	1711	1721	1719	1726	1737	1737	1741	1746	1749	1757

NOTES (see introductory pages for explanation of train operator codes and standard symbols)

- a Arrival time
- d Departure time
- f Arrives 3 minutes earlier
- h Calls at Hounslow before Whitton
- A From Windsor & Eton Riverside, see table 151
- C From London Waterloo via Chiswick
- D From Reading, see table 151
- E From Weybridge, see table 151
- R From London Waterloo via Richmond
- W From London Waterloo via Wimbledon, see table 161

Kingston, Twickenham, Richmond, Hounslow and Putney to London

Mondays to Fridays

Operator Train ID Days of operation/Notes	SW	SW	SW	SW	SW	SW	SW	SW	SW	SW	SW	SW	SW	SW	SW	SW	
	2V47 C	2C54 D	2R47 R	2K47 W	2U86 A	2S54 E	2V49 C	2C56 D	2R49 R	2K49 W	2U56 A	2S56 E	2V51 C	2C58 D	2R51 R	2K51 W	
Kingston (KNG)	d			1728						1758						1828	
Hampton Wick (HMW)	d			1730						1800						1830	
Teddington (TED)	d			1735						1805						1835	
Strawberry Hill (STW)	d			1738						1808						1838	
Staines (SNS)	d	1729			1739	1733		1759			1808	1803		1829			
Ashford (Surrey) (AFS)	d				1742	1736					1811	1806					
Feltham (FEL)	d	1735			1747	1741		1805			1816	1811		1835			
Whitton (WTN)	d	1722	1720		1751		1754	1750		1820			1823		1820		
Twickenham (TWI)	d	1727	1741		1743	1755		1758	1811		1813	1823		1828	1841	1843	
St Margarets (SMG)	d	1729			1745			1800			1815			1830		1845	
Richmond (RMD)	d	1733	1745		1749	1759		1804	1815		1819	1828		1834	1845	1849	
North Sheen (NSH)	d	1735			1751			1806			1821			1836		1851	
Mortlake (MTL)	d	1737			1753			1808			1823			1838		1853	
Hounslow (HOU)	d	1715h		1731f			1746	1746h		1802			1816	1816h		1831	
Isleworth (ISL)	d			1734			1749			1805			1819			1834	
Syon Lane (SYL)	d			1736			1751			1807			1821			1836	
Brentford (BFD)	d			1739			1754			1809			1824			1839	
Kew Bridge (KWB)	d			1741			1756			1812			1826			1841	
Chiswick (CHK)	d			1744			1759			1814			1829			1844	
Barnes Bridge (BNI)	d			1746			1801			1817			1831			1846	
Barnes (BNS)	d	1740		1749	1756		1804	1811		1819	1826		1834	1841		1849	1856
Putney (PUT)	d	1743		1752	1759	1806	1807	1814		1822	1829	1834	1837	1844		1852	1859
Wandsworth Town (WNT)	d	1746		1755	1802		1810	1817		1825	1832		1840	1847		1855	1902
Clapham Junction (CLJ)	10 d	1752	1754	1758	1805	1810	1813	1822	1827	1828	1835	1839	1843	1851	1854	1858	1905
Queenstown Rd.(Battersea) (QRB)	d	1755		1801	1808		1816	1825		1831	1838		1846	1854		1901	1908
Vauxhall (VXH)	d	1758		1805	1812	1816	1820	1829		1836	1842	1845	1850	1858		1905	1912
London Waterloo (WAT)	15 a	1805	1807	1811	1819	1821	1826	1835	1837	1841	1851	1849	1858	1902	1905	1911	1916

Operator Train ID Days of operation/Notes	SW	SW	SW	SW	SW	SW	SW	SW	SW	SW	SW	SW	SW	SW	SW	SW	
	2U58 A	2S58 E	2V53 C	2C60 D	2R53 R	2K53 W	2U60 A	2S60 E	2V55 C	2C62 D	2R55 R	2K55 W	2U62 A	2S62 E	2C64 D	2K57 W	
Kingston (KNG)	d							1858						1928		1958	
Hampton Wick (HMW)	d							1900						1930		2000	
Teddington (TED)	d							1905						1935		2005	
Strawberry Hill (STW)	d							1908						1938		2008	
Staines (SNS)	d	1838	1833		1859			1908	1903		1929			1938	1933	1959	
Ashford (Surrey) (AFS)	d	1841	1836					1911	1906					1941	1936		
Feltham (FEL)	d	1846	1841		1905			1916	1911		1935			1946	1941	2005	
Whitton (WTN)	d	1850		1853		1850		1920		1923		1920		1950			
Twickenham (TWI)	d	1853		1858	1911		1913	1923		1928	1941		1943	1953		2011	2013
St Margarets (SMG)	d			1900			1915			1930			1945			2015	
Richmond (RMD)	d	1858		1904	1915		1919	1928		1934	1945		1949	1958		2015	2019
North Sheen (NSH)	d			1906			1921			1936			1951			2021	
Mortlake (MTL)	d			1908			1923			1938			1953			2023	
Hounslow (HOU)	d		1846	1846h		1901f			1916	1916h		1931f			1946		
Isleworth (ISL)	d		1849			1904			1919			1934			1949		
Syon Lane (SYL)	d		1851			1906			1921			1936			1951		
Brentford (BFD)	d		1854			1909			1924			1939			1954		
Kew Bridge (KWB)	d		1856			1911			1926			1941			1956		
Chiswick (CHK)	d		1859			1914			1929			1944			1959		
Barnes Bridge (BNI)	d		1901			1916			1931			1946			2001		
Barnes (BNS)	d		1904	1913		1919	1926		1934	1941		1949	1956		2004		2026
Putney (PUT)	d	1904	1907	1916		1922	1929	1934	1937	1944		1952	1959	2004	2007		2029
Wandsworth Town (WNT)	d		1910	1919		1925	1932		1940	1947		1955	2002		2010		2032
Clapham Junction (CLJ)	10 d	1909	1913	1922	1927	1928	1935	1939	1943	1950	1954	1958	2005	2009	2013	2024	2035
Queenstown Rd.(Battersea) (QRB)	d		1916	1926		1930	1938		1946	1953		2001	2008		2016		2038
Vauxhall (VXH)	d	1915	1920	1929		1935	1942	1945	1950	1958		2005	2012	2015	2020		2042
London Waterloo (WAT)	15 a	1919	1928	1935	1937	1941	1946	1949	1958	2007	2007	2011	2016	2019	2026	2034	2046

NOTES (see introductory pages for explanation of train operator codes and standard symbols)

- a Arrival time
- d Departure time
- f Arrives 3 minutes earlier
- h Calls at Hounslow before Whitton
- A From Windsor & Eton Riverside, see table 151
- C From London Waterloo via Chiswick
- D From Reading, see table 151
- E From Weybridge, see table 151
- R From London Waterloo via Richmond
- W From London Waterloo via Wimbledon, see table 161

Kingston, Twickenham, Richmond, Hounslow and Putney to London

Mondays to Fridays

Operator Train ID Days of operation/Notes		SW 2U64 A	SW 2S64 E	SW 2C66 D	SW 2K59 W	SW 2U66 A	SW 2S66 E	SW 2C68 D	SW 2K61 W	SW 2U68 A	SW 2S68 E	SW 2C70 D	SW 2K63 W	SW 2U70 A	SW 2S70 E	SW 2C72 D	SW 2K65 W
Kingston (KNG)	d				2028				2058				2128				2158
Hampton Wick (HMW)	d				2030				2100				2130				2200
Teddington (TED)	d				2035				2105				2135				2205
Strawberry Hill (STW)	d				2038				2108				2138				2208
Staines (SNS)	d	2008	2003	2029		2038	2033	2059		2108	2103	2129		2138	2133	2159	
Ashford (Surrey) (AFS)	d	2011	2006			2041	2036			2111	2106			2141	2136		
Feltham (FEL)	d	2016	2011	2035		2046	2041	2105		2116	2111	2135		2146	2141	2205	
Whitton (WTN)	d	2020				2050				2120				2150			
Twickenham (TWI)	d	2023		2041	2043	2053		2111	2113	2123		2141	2143	2153		2211	2213
St Margarets (SMG)	d				2045				2115				2145				2215
Richmond (RMD)	⊖ d	2028		2045	2049	2058		2115	2119	2128		2145	2149	2158		2215	2219
North Sheen (NSH)	d				2051				2121				2151				2221
Mortlake (MTL)	d				2053				2123				2153				2223
Hounslow (HOU)	d		2016				2046					2116				2146	
Isleworth (ISL)	d		2019				2049					2119				2149	
Syon Lane (SYL)	d		2021				2051					2121				2151	
Brentford (BFD)	d		2024				2054					2124				2154	
Kew Bridge (KWB)	d		2026				2056					2126				2156	
Chiswick (CHK)	d		2029				2059					2129				2159	
Barnes Bridge (BNI)	d		2031				2101					2131				2201	
Barnes (BNS)	d		2034		2056		2104		2126		2134		2156		2204		2226
Putney (PUT)	d	2034	2037		2059	2104	2107		2129	2134	2137		2159	2204	2207		2229
Wandsworth Town (WNT)	d		2040		2102		2110		2132		2140		2202		2210		2232
Clapham Junction (CLJ)	10 d	2039	2043	2054	2105	2109	2113	2124	2135	2139	2143	2154	2205	2209	2213	2224	2235
Queenstown Rd.(Battersea) (QRB)	d		2046		2108		2116		2138		2146		2208		2216		2238
Vauxhall (VXH)	⊖ d	2045	2050		2112	2115	2120		2142	2145	2150		2212	2215	2220		2242
London Waterloo (WAT)	⊖ 15 a	2049	2056	2104	2119	2119	2128	2134	2146	2149	2156	2207	2216	2219	2226	2235	2246






Operator Train ID Days of operation/Notes		SW 2U72 A	SW 2S72 E	SW 2C74 D	SW 2K67 W	SW 2U74 A	SW 2S74 E	SW 2C76 D	SW 2K69 W	SW 2U76 A	SW 2S76 E	SW 2K71 W	SW 2S78 FX E	SW 2S78 FO E	SW 2U78 FO A	SW 2C80 FX D	SW 2K73 FO W
Kingston (KNG)	d				2228				2258			2328					2355
Hampton Wick (HMW)	d				2230				2300			2330					2357
Teddington (TED)	d				2235				2305			2335					2359
Strawberry Hill (STW)	d				2238				2308			2338					0003
Staines (SNS)	d	2208	2203	2229		2238	2233	2259		2308	2303		2333	2333	2343	2352	
Ashford (Surrey) (AFS)	d	2211	2206			2241	2236			2311	2306		2336	2336	2346		
Feltham (FEL)	d	2216	2211	2235		2246	2241	2305		2316	2311		2341	2341	2351	2359	
Whitton (WTN)	d	2220				2250				2320					2355		
Twickenham (TWI)	d	2223		2241	2243	2253		2311	2313	2323		2343			2358	0006	0007
St Margarets (SMG)	d				2245				2315			2345					0009
Richmond (RMD)	⊖ d	2228		2245	2249	2258		2315	2319	2328		2349			0004	0011	0013
North Sheen (NSH)	d				2251				2321			2351					0015
Mortlake (MTL)	d				2253				2323			2353					0017
Hounslow (HOU)	d		2216				2246				2316		2346	2346			
Isleworth (ISL)	d		2219				2249				2319		2349	2349			
Syon Lane (SYL)	d		2221				2251				2321		2351	2351			
Brentford (BFD)	d		2224				2254				2324		2354	2354			
Kew Bridge (KWB)	d		2226				2256				2326		2356	2356			
Chiswick (CHK)	d		2229				2259				2329		2359	2359			
Barnes Bridge (BNI)	d		2231				2301				2331		0001	0001			
Barnes (BNS)	d		2234		2256		2304		2326		2334	2356	0004	0004			0020
Putney (PUT)	d	2234	2237		2259	2304	2307		2329	2334	2337	2359	0007	0007	0010		0023
Wandsworth Town (WNT)	d		2240		2302		2310		2332		2340	0002	0010	0010			0026
Clapham Junction (CLJ)	10 d	2239	2243	2254	2304	2309	2313	2324	2335	2339	2343	0005	0013	0013	0017	0020	0029
Queenstown Rd.(Battersea) (QRB)	d		2246		2307		2316		2338		2346	0008	0016	0016			0032
Vauxhall (VXH)	⊖ d	2245	2250		2312	2315	2320		2342	2345	2350	0012	0020	0020	0023		0036
London Waterloo (WAT)	⊖ 15 a	2249	2256	2305	2317	2321	2326	2334	2346	2349	2354	0016	0024	0028	0027	0030	0040

NOTES (see introductory pages for explanation of train operator codes and standard symbols)

- a Arrival time
- d Departure time
- A From Windsor & Eton Riverside, see table 151
- D From Reading, see table 151
- E From Weybridge, see table 151
- W From London Waterloo via Wimbledon, see table 161
- FO Fridays only
- FX Not Fridays

Kingston, Twickenham, Richmond, Hounslow and Putney to London

Mondays to Fridays

Operator Train ID Days of operation/Notes	SW	SW
	2C80 SM D	2S80 SM E
Kingston (KNG)	d	
Hampton Wick (HMW)	d	
Teddington (TED)	d	
Strawberry Hill (STW)	d	
Staines (SNS)	d	0002 0006
Ashford (Surrey) (AFS)	d	0009
Feltham (FEL)	d	0008 0014
Whitton (WTN)	d	
Twickenham (TWI)	d	0014
St Margarets (SMG)	d	
Richmond (RMD) 	d	0018
North Sheen (NSH)	d	
Mortlake (MTL)	d	
Hounslow (HOU)	d	0020
Isleworth (ISL)	d	0023
Syon Lane (SYL)	d	0025
Brentford (BFD)	d	0027
Kew Bridge (KWB)	d	0030
Chiswick (CHK)	d	0032
Barnes Bridge (BNI)	d	0035
Barnes (BNS)	d	0038
Putney (PUT)	d	0041
Wandsworth Town (WNT)	d	0044
Clapham Junction (CLJ) 	d	0027 0047
Queenstown Rd.(Battersea) (QRB)	d	0050
Vauxhall (VXH) 	d	0054
London Waterloo (WAT)   a	d	0043 0058

NOTES (see introductory pages for explanation of train operator codes and standard symbols)

- a Arrival time
- d Departure time
- D From Reading, see table 151
- E From Weybridge, see table 151
- SM Saturday mornings

Kingston, Twickenham, Richmond, Hounslow and Putney to London

Saturdays

Operator Train ID Days of operation/Notes		SW 2K71 W	SW 2S78 A	SW 2U78 B	SW 2K73 W	SW 2C80 C	SW 2S80 A	SW 2U04	SW 2K99	SW 2U06	SW 2R02 D	SW 2K01	SW 2U08 B	SW 1S08 E	SW 2C10 C	SW 2K03 F	SW 2U10 B
Kingston (KNG)	d											0559				0628	
Hampton Wick (HMW)	d											0601				0630	
Teddington (TED)	d											0605				0635	
Strawberry Hill (STW)	d				0003				0538			0609				0638	
Staines (SNS)	d					0002	0006	0458		0537			0608	0603	0629		0638
Ashford (Surrey) (AFS)	d						0009	0501		0540			0611	0606			0641
Feltham (FEL)	d					0008	0014	0506		0545			0616	0611	0635		0646
Whitton (WTN)	d							0510		0549	0542		0620				0650
Twickenham (TWI)	d				0007	0014		0513	0543	0553		0613	0623		0641	0643	0653
St Margarets (SMG)	d				0009			0515	0545			0615				0645	
Richmond (RMD)	d	⊖		0004	0013	0018		0519	0549	0558		0619	0628		0645	0649	0658
North Sheen (NSH)	d				0015			0521	0551			0621				0651	
Mortlake (MTL)	d				0017			0523	0553			0623				0653	
Hounslow (HOU)	d						0020				0547			0616			
Isleworth (ISL)	d						0023				0550			0619			
Syon Lane (SYL)	d						0025				0552			0621			
Brentford (BFD)	d						0027				0554			0624			
Kew Bridge (KWB)	d						0030				0557			0626			
Chiswick (CHK)	d						0032				0559			0629			
Barnes Bridge (BNI)	d		0001				0035				0602			0631			
Barnes (BNS)	d		0004		0020		0038	0526	0556		0605	0626		0634		0656	
Putney (PUT)	d		0007	0010	0023		0041	0529	0559	0604	0608	0629	0634	0637		0659	0704
Wandsworth Town (WNT)	d	0002	0010		0026		0044	0532	0602		0611	0632		0640		0702	
Clapham Junction (CLJ)	10 d	0005	0013	0017	0029	0027	0047	0535	0605	0609	0614	0635	0639	0643	0654	0705	0709
Queenstown Rd.(Battersea) (QRB)	d	0008	0016		0032		0050	0538	0608		0617	0638		0646		0708	
Vauxhall (VXH)	d	⊖	0012	0020	0023	0036		0054	0542	0612	0615	0620	0642	0645	0650	0712	0715
London Waterloo (WAT)	⊖ 15 a	0016	0028	0027	0040	0043	0058	0546	0616	0619	0626	0647	0649	0658	0704	0716	0719

Operator Train ID Days of operation/Notes		SW 2S10	SW 2C12 C	SW 2K05 W	SW 2U12 B	SW 2S12 A	SW 2C14 C	SW 2K07 W	SW 2U14 B	SW 2S14 A	SW 2C16 C	SW 2K09 W	SW 2U16 B	SW 2S16 A	SW 2C18 C	SW 2K11 W	SW 2Y18 A
Kingston (KNG)	d			0658				0728				0758				0828	
Hampton Wick (HMW)	d			0700				0730				0800				0830	
Teddington (TED)	d			0705				0735				0805				0835	
Strawberry Hill (STW)	d			0708				0738				0808				0838	
Staines (SNS)	d	0633	0659		0708	0703	0729		0738	0733	0759		0808	0803	0829		0833
Ashford (Surrey) (AFS)	d	0636			0711	0706			0741	0736			0811	0806			0836
Feltham (FEL)	d	0641	0705		0716	0711	0735		0746	0741	0805		0816	0811	0835		0841
Whitton (WTN)	d				0720				0750				0820				0845
Twickenham (TWI)	d		0711	0713	0723		0741	0743	0753		0811	0813	0823		0841	0843	0848a
St Margarets (SMG)	d			0715				0745				0815				0845	
Richmond (RMD)	d	⊖	0715	0719	0728		0745	0749	0758		0815	0819	0828		0845	0849	
North Sheen (NSH)	d			0721				0751				0821				0851	
Mortlake (MTL)	d			0723				0753				0823				0853	
Hounslow (HOU)	d	0646				0716				0746				0816			
Isleworth (ISL)	d	0649				0719				0749				0819			
Syon Lane (SYL)	d	0651				0721				0751				0821			
Brentford (BFD)	d	0654				0724				0754				0824			
Kew Bridge (KWB)	d	0656				0726				0756				0826			
Chiswick (CHK)	d	0659				0729				0759				0829			
Barnes Bridge (BNI)	d	0701				0731				0801				0831			
Barnes (BNS)	d	0704		0726		0734		0756		0804		0826		0834		0856	
Putney (PUT)	d	0707		0729	0734	0737		0759	0804	0807		0829	0834	0837		0859	
Wandsworth Town (WNT)	d	0710		0732		0740		0802		0810		0832		0840		0902	
Clapham Junction (CLJ)	10 d	0713	0724	0735	0739	0743	0754	0805	0809	0813	0824	0835	0839	0843	0854	0905	
Queenstown Rd.(Battersea) (QRB)	d	0716		0738		0746		0808		0816		0838		0846		0908	
Vauxhall (VXH)	d	⊖	0720	0742	0745	0750		0812	0815	0820		0842	0845	0850		0912	
London Waterloo (WAT)	⊖ 15 a	0726	0734	0746	0749	0756	0804	0816	0819	0828	0834	0846	0849	0856	0902	0916	

NOTES (see introductory pages for explanation of train operator codes and standard symbols)

- a Arrival time
- d Departure time
- A From Weybridge, see table 151
- B From Windsor & Eton Riverside, see table 151
- C From Reading, see table 151
- D From Twickenham
- E From Woking, see table 151
- F From Wimbledon, see table 161
- W From London Waterloo via Wimbledon, see table 161

Kingston, Twickenham, Richmond, Hounslow and Putney to London

Saturdays

Operator Train ID Days of operation/Notes		SW 1U18 B	SW 2C20 C	SW 2K13 W	SW 2U20 B	SW 2S20 A	SW 2C22 C	SW 2K15 W	SW 2U22 B	SW 2S22 A	SW 2C24 C	SW 2K17 W	SW 2U24 B	SW 2S24 A	SW 2C26 C	SW 2K19 W	SW 2U26 B
Kingston (KNG)	d			0858				0928				0958				1028	
Hampton Wick (HMW)	d			0900				0930				1000				1030	
Teddington (TED)	d			0905				0935				1005				1035	
Strawberry Hill (STW)	d			0908				0938				1008				1038	
Staines (SNS)	d	0838	0859		0908	0903	0929		0938	0933	0959		1008	1003	1029		1038
Ashford (Surrey) (AFS)	d	0841			0911	0906			0941	0936			1011	1006			1041
Feltham (FEL)	d	0846	0905		0916	0911	0935		0946	0941	1005		1016	1011	1035		1046
Whitton (WTN)	d		0909		0920				0950				1020				1050
Twickenham (TWI)	d		0913	0915e	0923		0941	0943	0953		1011	1013	1023		1041	1043	1053
St Margarets (SMG)	d			0917				0945				1015				1045	
Richmond (RMD)	⊖ d		0917	0921	0928		0945	0949	0958		1015	1019	1028		1045	1049	1058
North Sheen (NSH)	d			0923				0951				1021				1051	
Mortlake (MTL)	d			0925				0953				1023				1053	
Hounslow (HOU)	d	0901c				0916				0946				1016			
Isleworth (ISL)	d	0904				0919				0949				1019			
Syon Lane (SYL)	d	0906				0921				0951				1021			
Brentford (BFD)	d	0909				0924				0954				1024			
Kew Bridge (KWB)	d	0911				0926				0956				1026			
Chiswick (CHK)	d	0914				0929				0959				1029			
Barnes Bridge (BNI)	d	0916				0931				1001				1031			
Barnes (BNS)	d	0919		0928		0934		0956		1004		1026		1034		1056	
Putney (PUT)	d	0922		0931	0934	0937		0959	1004	1007		1029	1034	1037		1059	1104
Wandsworth Town (WNT)	d	0925		0934		0940		1002		1010		1032		1040		1102	
Clapham Junction (CLJ)	10 d	0934	0932	0937	0940	0943	0954	1005	1009	1013	1024	1035	1039	1043	1054	1105	1109
Queenstown Rd.(Battersea) (QRB)	d	0937		0940		0946		1008		1016		1038		1046		1108	
Vauxhall (VXH)	⊖ d	0940		0944	0947	0950		1012	1015	1020		1042	1045	1050		1112	1115
London Waterloo (WAT)	⊖ 15 a	0945	0942	0948	0951	0956	1004	1016	1019	1026	1034	1046	1049	1056	1104	1116	1119

Operator Train ID Days of operation/Notes		SW 2S26 A	SW 2C28 C	SW 2K21 W	SW 2U28 B	SW 2S28 A	SW 2C30 C	SW 2K23 W	SW 2U30 B	SW 2S30 A	SW 2C32 C	SW 2K25 W	SW 2U32 B	SW 2S32 A	SW 2C34 C	SW 2K27 W	SW 2U34 B
Kingston (KNG)	d			1058				1128				1158				1228	
Hampton Wick (HMW)	d			1100				1130				1200				1230	
Teddington (TED)	d			1105				1135				1205				1235	
Strawberry Hill (STW)	d			1108				1138				1208				1238	
Staines (SNS)	d	1033	1059		1108	1103	1129		1138	1133	1159		1208	1203	1229		1238
Ashford (Surrey) (AFS)	d	1036			1111	1106			1141	1136			1211	1206			1241
Feltham (FEL)	d	1041	1105		1116	1111	1135		1146	1141	1205		1216	1211	1235		1246
Whitton (WTN)	d			1120				1150					1220				1250
Twickenham (TWI)	d		1111	1113	1123		1141	1143	1153		1211	1213	1223		1241	1243	1253
St Margarets (SMG)	d			1115				1145				1215				1245	
Richmond (RMD)	⊖ d		1115	1119	1128		1145	1149	1158		1215	1219	1228		1245	1249	1258
North Sheen (NSH)	d			1121				1151				1221				1251	
Mortlake (MTL)	d			1123				1153				1223				1253	
Hounslow (HOU)	d	1046				1116				1146				1216			
Isleworth (ISL)	d	1049				1119				1149				1219			
Syon Lane (SYL)	d	1051				1121				1151				1221			
Brentford (BFD)	d	1054				1124				1154				1224			
Kew Bridge (KWB)	d	1056				1126				1156				1226			
Chiswick (CHK)	d	1059				1129				1159				1229			
Barnes Bridge (BNI)	d	1101				1131				1201				1231			
Barnes (BNS)	d	1104		1126		1134		1156		1204		1226		1234		1256	
Putney (PUT)	d	1107		1129	1134	1137		1159	1204	1207		1229	1234	1237		1259	1304
Wandsworth Town (WNT)	d	1110		1132		1140		1202		1210		1232		1240		1302	
Clapham Junction (CLJ)	10 d	1113	1124	1135	1139	1143	1154	1205	1211e	1213	1224	1235	1239	1243	1254	1305	1309
Queenstown Rd.(Battersea) (QRB)	d	1116		1138		1146		1208		1216		1238		1246		1308	
Vauxhall (VXH)	⊖ d	1120		1142	1145	1150		1212	1216	1220		1242	1245	1250		1312	1315
London Waterloo (WAT)	⊖ 15 a	1126	1137	1147	1150	1156	1204	1216	1221	1226	1234	1246	1249	1256	1304	1316	1319

NOTES (see introductory pages for explanation of train operator codes and standard symbols)

- a Arrival time
- d Departure time
- c Arrives 6 minutes earlier
- e Arrives 3 minutes earlier
- A From Weybridge, see table 151
- B From Windsor & Eton Riverside, see table 151
- C From Reading, see table 151
- W From London Waterloo via Wimbledon, see table 161

Kingston, Twickenham, Richmond, Hounslow and Putney to London

Saturdays

Operator Train ID Days of operation/Notes		SW 2S34 A	SW 2C36 C	SW 2K29 W	SW 2U36 B	SW 2S36 A	SW 2C38 C	SW 2K31 W	SW 2U38 B	SW 2S38 A	SW 2C40 C	SW 2K33 W	SW 2U40 B	SW 2S40 A	SW 2C42 C	SW 2K35 W	SW 2U42 B
Kingston (KNG)	d			1258				1328				1358				1428	
Hampton Wick (HMW)	d			1300				1330				1400				1430	
Teddington (TED)	d			1305				1335				1405				1435	
Strawberry Hill (STW)	d			1308				1338				1408				1438	
Staines (SNS)	d	1233	1259		1308	1303	1329		1338	1333	1359		1408	1403	1429		1438
Ashford (Surrey) (AFS)	d	1236			1311	1306			1341	1336			1411	1406			1441
Feltham (FEL)	d	1241	1305		1316	1311	1335		1346	1341	1405		1416	1411	1435		1446
Whitton (WTN)	d				1320				1350				1420				1450
Twickenham (TWI)	d		1311	1313	1323		1341	1343	1353		1411	1413	1423		1441	1443	1453
St Margarets (SMG)	d			1315				1345				1415				1445	
Richmond (RMD)	⊖ d		1315	1319	1328		1345	1349	1358		1415	1419	1428		1445	1449	1458
North Sheen (NSH)	d			1321				1351				1421				1451	
Mortlake (MTL)	d			1323				1353				1423				1453	
Hounslow (HOU)	d	1246				1316				1346				1416			
Isleworth (ISL)	d	1249				1319				1349				1419			
Syon Lane (SYL)	d	1251				1321				1351				1421			
Brentford (BFD)	d	1254				1324				1354				1424			
Kew Bridge (KWB)	d	1256				1326				1356				1426			
Chiswick (CHK)	d	1259				1329				1359				1429			
Barnes Bridge (BNI)	d	1301				1331				1401				1431			
Barnes (BNS)	d	1304		1326		1334		1356		1404		1426		1434		1456	
Putney (PUT)	d	1307		1329	1334	1337		1359	1404	1407		1429	1434	1437		1459	1504
Wandsworth Town (WNT)	d	1310		1332		1340		1402		1410		1432		1440		1502	
Clapham Junction (CLJ)	10 d	1313	1324	1335	1339	1344	1354	1405	1409	1414	1424	1435	1439	1443	1454	1505	1509
Queenstown Rd.(Battersea) (QRB)	d	1316				1347		1408		1417		1438		1446		1508	
Vauxhall (VXH)	⊖ d	1320		1342	1345	1351		1412	1415	1420		1442	1445	1450		1512	1515
London Waterloo (WAT)	⊖ 15 a	1326	1334	1346	1349	1356	1404	1416	1419	1426	1434	1446	1449	1456	1504	1516	1519

Operator Train ID Days of operation/Notes		SW 2S42 A	SW 2C44 C	SW 2K37 W	SW 2U44 B	SW 2S44 A	SW 2C46 C	SW 2K39 W	SW 2U46 B	SW 2S46 A	SW 2C48 C	SW 2K41 W	SW 2U48 B	SW 2S48 A	SW 2C50 C	SW 2K43 W	SW 2U50 B
Kingston (KNG)	d			1458				1528				1558				1628	
Hampton Wick (HMW)	d			1500				1530				1600				1630	
Teddington (TED)	d			1505				1535				1605				1635	
Strawberry Hill (STW)	d			1508				1538				1608				1638	
Staines (SNS)	d	1433	1459		1508	1503	1529		1538	1533	1559		1608	1603	1629		1638
Ashford (Surrey) (AFS)	d	1436			1511	1506			1541	1536			1611	1606			1641
Feltham (FEL)	d	1441	1505		1516	1511	1535		1546	1541	1605		1616	1611	1635		1646
Whitton (WTN)	d				1520				1550				1620				1650
Twickenham (TWI)	d		1511	1513	1523		1541	1543	1553		1611	1613	1623		1641	1643	1653
St Margarets (SMG)	d			1515				1545				1615				1645	
Richmond (RMD)	⊖ d		1515	1519	1528		1545	1549	1558		1615	1619	1628		1645	1649	1658
North Sheen (NSH)	d			1521				1551				1621				1651	
Mortlake (MTL)	d			1523				1553				1623				1653	
Hounslow (HOU)	d	1446				1516				1546				1616			
Isleworth (ISL)	d	1449				1519				1549				1619			
Syon Lane (SYL)	d	1451				1521				1551				1621			
Brentford (BFD)	d	1454				1524				1554				1624			
Kew Bridge (KWB)	d	1456				1526				1556				1626			
Chiswick (CHK)	d	1459				1529				1559				1629			
Barnes Bridge (BNI)	d	1501				1531				1601				1631			
Barnes (BNS)	d	1504		1526		1534		1556		1604		1626		1634		1656	
Putney (PUT)	d	1507		1529	1534	1537		1559	1604	1607		1629	1634	1637		1659	1704
Wandsworth Town (WNT)	d	1510		1532		1540		1602		1610		1632		1640		1702	
Clapham Junction (CLJ)	10 d	1513	1524	1535	1539	1544	1554	1605	1609	1613	1624	1635	1639	1643	1654	1705	1709
Queenstown Rd.(Battersea) (QRB)	d	1516		1538		1547		1608		1616		1638		1646		1708	
Vauxhall (VXH)	⊖ d	1520		1542	1545	1550		1612	1615	1620		1642	1645	1650		1712	1715
London Waterloo (WAT)	⊖ 15 a	1526	1534	1546	1549	1556	1604	1616	1619	1626	1634	1646	1649	1656	1704	1716	1719

NOTES (see introductory pages for explanation of train operator codes and standard symbols)

- a Arrival time
- d Departure time
- A From Weybridge, see table 151
- B From Windsor & Eton Riverside, see table 151
- C From Reading, see table 151
- W From London Waterloo via Wimbledon, see table 161

Kingston, Twickenham, Richmond, Hounslow and Putney to London

Saturdays

Operator Train ID Days of operation/Notes		SW 2S50 A	SW 2C52 C	SW 2K45 W	SW 2U52 B	SW 2S52 A	SW 2C54 C	SW 2K47 W	SW 2U54 B	SW 2S54 A	SW 2C56 C	SW 2K49 W	SW 2U56 B	SW 2S56 A	SW 2C58 C	SW 2K51 W	SW 2U58 B
Kingston (KNG)	d			1658				1728				1758				1828	
Hampton Wick (HMW)	d			1700				1730				1800				1830	
Teddington (TED)	d			1705				1735				1805				1835	
Strawberry Hill (STW)	d			1708				1738				1808				1838	
Staines (SNS)	d	1633	1659		1708	1703	1729		1738	1733	1759		1808	1803	1829		1838
Ashford (Surrey) (AFS)	d	1636			1711	1706			1741	1736			1811	1806			1841
Feltham (FEL)	d	1641	1705		1716	1711	1735		1746	1741	1805		1816	1811	1835		1846
Whitton (WTN)	d				1720				1750				1820				1850
Twickenham (TWI)	d		1711	1713	1723		1741	1743	1753		1811	1813	1823		1841	1843	1853
St Margarets (SMG)	d			1715				1745				1815				1845	
Richmond (RMD)	⊖ d		1715	1719	1728		1745	1749	1758		1815	1819	1828		1845	1849	1858
North Sheen (NSH)	d			1721				1751				1821				1851	
Mortlake (MTL)	d			1723				1753				1823				1853	
Hounslow (HOU)	d	1646				1716				1746				1816			
Isleworth (ISL)	d	1649				1719				1749				1819			
Syon Lane (SYL)	d	1651				1721				1751				1821			
Brentford (BFD)	d	1654				1724				1754				1824			
Kew Bridge (KWB)	d	1656				1726				1756				1826			
Chiswick (CHK)	d	1659				1729				1759				1829			
Barnes Bridge (BNI)	d	1701				1731				1801				1831			
Barnes (BNS)	d	1704		1726		1734		1756		1804		1826		1834		1856	
Putney (PUT)	d	1707		1729	1734	1737		1759	1804	1807		1829	1834	1837		1859	1904
Wandsworth Town (WNT)	d	1710		1732		1740		1802		1810		1832		1840		1902	
Clapham Junction (CLJ)	10 d	1713	1724	1735	1739	1743	1754	1805	1809	1813	1824	1835	1839	1843	1854	1905	1909
Queenstown Rd.(Battersea) (QRB)	d	1716		1738		1746		1808		1816		1838		1846		1908	
Vauxhall (VXH)	⊖ d	1720		1742	1745	1750		1812	1815	1820		1842	1845	1850		1912	1915
London Waterloo (WAT)	⊖ 15 a	1726	1734	1746	1749	1756	1804	1816	1819	1826	1834	1846	1849	1856	1904	1916	1919

Operator Train ID Days of operation/Notes		SW 2S58 A	SW 2C60 C	SW 2K53 W	SW 2U60 B	SW 2S60 A	SW 2C62 C	SW 2K55 W	SW 2U62 B	SW 2S62 A	SW 2C64 C	SW 2K57 W	SW 2U64 B	SW 2S64 A	SW 2C66 C	SW 2K59 W	SW 2U66 B
Kingston (KNG)	d			1858				1928				1958				2028	
Hampton Wick (HMW)	d			1900				1930				2000				2030	
Teddington (TED)	d			1905				1935				2005				2035	
Strawberry Hill (STW)	d			1908				1938				2008				2038	
Staines (SNS)	d	1833	1859		1908	1903	1929		1938	1933	1959		2008	2003	2029		2038
Ashford (Surrey) (AFS)	d	1836			1911	1906			1941	1936			2011	2006			2041
Feltham (FEL)	d	1841	1905		1916	1911	1935		1946	1941	2005		2016	2011	2035		2046
Whitton (WTN)	d				1920				1950				2020				2050
Twickenham (TWI)	d		1911	1913	1923		1941	1943	1953		2011	2013	2023		2041	2043	2053
St Margarets (SMG)	d			1915				1945				2015				2045	
Richmond (RMD)	⊖ d		1915	1919	1928		1945	1949	1958		2015	2019	2028		2045	2049	2058
North Sheen (NSH)	d			1921				1951				2021				2051	
Mortlake (MTL)	d			1923				1953				2023				2053	
Hounslow (HOU)	d	1846				1916				1946				2016			
Isleworth (ISL)	d	1849				1919				1949				2019			
Syon Lane (SYL)	d	1851				1921				1951				2021			
Brentford (BFD)	d	1854				1924				1954				2024			
Kew Bridge (KWB)	d	1856				1926				1956				2026			
Chiswick (CHK)	d	1859				1929				1959				2029			
Barnes Bridge (BNI)	d	1901				1931				2001				2031			
Barnes (BNS)	d	1904		1926		1934		1956		2004		2026		2034		2056	
Putney (PUT)	d	1907		1929	1934	1937		1959	2004	2007		2029	2034	2037		2059	2104
Wandsworth Town (WNT)	d	1910		1932		1940		2002		2010		2032		2040		2102	
Clapham Junction (CLJ)	10 d	1913	1924	1935	1939	1943	1954	2005	2009	2013	2024	2035	2039	2043	2054	2105	2109
Queenstown Rd.(Battersea) (QRB)	d	1916		1938		1946		2008		2016		2038		2046		2108	
Vauxhall (VXH)	⊖ d	1920		1942	1945	1950		2012	2015	2020		2042	2045	2050		2112	2115
London Waterloo (WAT)	⊖ 15 a	1926	1934	1946	1949	1956	2004	2016	2019	2026	2034	2046	2049	2056	2104	2116	2119

NOTES (see introductory pages for explanation of train operator codes and standard symbols)

- a Arrival time
- d Departure time
- A From Weybridge, see table 151
- B From Windsor & Eton Riverside, see table 151
- C From Reading, see table 151
- W From London Waterloo via Wimbledon, see table 161

Kingston, Twickenham, Richmond, Hounslow and Putney to London

Saturdays

Operator Train ID Days of operation/Notes		SW 2S66 A	SW 2C68 C	SW 2K61 W	SW 2U68 B	SW 2S68 A	SW 2C70 C	SW 2K63 W	SW 2U70 B	SW 2S70 A	SW 2C72 C	SW 2K65 W	SW 2U72 B	SW 2S72 A	SW 2C74 C	SW 2K67 W	SW 2U74 B
Kingston (KNG)	d			2058				2128				2158				2228	
Hampton Wick (HMW)	d			2100				2130				2200				2230	
Teddington (TED)	d			2105				2135				2205				2235	
Strawberry Hill (STW)	d			2108				2138				2208				2238	
Staines (SNS)	d	2033	2059		2108	2103	2129		2138	2133	2159		2208	2203	2229		2238
Ashford (Surrey) (AFS)	d	2036			2111	2106			2141	2136			2211	2206			2241
Feltham (FEL)	d	2041	2105		2116	2111	2135		2146	2141	2205		2216	2211	2235		2246
Whitton (WTN)	d				2120				2150				2220				2250
Twickenham (TWI)	d		2111	2113	2123		2141	2143	2153		2211	2213	2223		2241	2243	2253
St Margarets (SMG)	d			2115				2145				2215				2245	
Richmond (RMD)	d		2115	2119	2128		2145	2149	2158		2215	2219	2228		2245	2249	2258
North Sheen (NSH)	d			2121				2151				2221				2251	
Mortlake (MTL)	d			2123				2153				2223				2253	
Hounslow (HOU)	d	2046				2116				2146				2216			
Isleworth (ISL)	d	2049				2119				2149				2219			
Syon Lane (SYL)	d	2051				2121				2151				2221			
Brentford (BFD)	d	2054				2124				2154				2224			
Kew Bridge (KWB)	d	2056				2126				2156				2226			
Chiswick (CHK)	d	2059				2129				2159				2229			
Barnes Bridge (BNI)	d	2101				2131				2201				2231			
Barnes (BNS)	d	2104		2126		2134		2156		2204		2226		2234		2256	
Putney (PUT)	d	2107		2129	2134	2137		2159	2204	2207		2229	2234	2237		2259	2304
Wandsworth Town (WNT)	d	2110		2132		2140		2202		2210		2232		2240		2302	
Clapham Junction (CLJ)	10 d	2113	2124	2135	2139	2143	2154	2205	2209	2213	2224	2235	2239	2243	2254	2305	2309
Queenstown Rd.(Battersea) (QRB)	d	2116		2138		2146		2208		2217		2238		2246		2308	
Vauxhall (VXH)	d	2120		2142	2145	2150		2212	2215	2220		2242	2245	2250		2312	2315
London Waterloo (WAT)	15 a	2126	2134	2146	2149	2156	2204	2216	2219	2226	2234	2246	2249	2258	2304	2316	2319

Operator Train ID Days of operation/Notes		SW 2S74 A	SW 2C76 C	SW 2K69 W	SW 2U76 B	SW 2S76 A	SW 2C78 C	SW 2K71 W	SW 2S78 A	SW 2U78 B	SW 2K73 W	SW 2C80 SUM C	SW 2S80 SUM A
Kingston (KNG)	d			2258				2328			2355		
Hampton Wick (HMW)	d			2300				2330			2357		
Teddington (TED)	d			2305				2335			2359		
Strawberry Hill (STW)	d			2308				2338			0003		
Staines (SNS)	d	2233	2259		2308	2303	2329		2333	2343		0002	0006
Ashford (Surrey) (AFS)	d	2236			2311	2306			2336	2346			0009
Feltham (FEL)	d	2241	2305		2316	2311	2335		2341	2351		0008	0014
Whitton (WTN)	d				2320				2355				
Twickenham (TWI)	d		2311	2313	2323		2341	2343		2358	0007	0014	
St Margarets (SMG)	d			2315				2345			0009		
Richmond (RMD)	d		2315	2319	2328		2345	2349		0004	0013	0018	
North Sheen (NSH)	d			2321				2351			0015		
Mortlake (MTL)	d			2323				2353			0017		
Hounslow (HOU)	d	2246				2316			2346				0020
Isleworth (ISL)	d	2249				2319			2349				0023
Syon Lane (SYL)	d	2251				2321			2351				0025
Brentford (BFD)	d	2254				2324			2354				0027
Kew Bridge (KWB)	d	2256				2326			2356				0030
Chiswick (CHK)	d	2259				2329			2359				0032
Barnes Bridge (BNI)	d	2301				2331			0001				0035
Barnes (BNS)	d	2304		2326		2334		2356	0004		0020		0037
Putney (PUT)	d	2307		2329	2334	2337		2359	0007	0010	0023		0040
Wandsworth Town (WNT)	d	2310		2332		2340		0002	0010		0026		0043
Clapham Junction (CLJ)	10 d	2313	2324	2335	2339	2343	2354	0006	0013	0016	0029	0026	0046
Queenstown Rd.(Battersea) (QRB)	d	2316		2338		2346		0009	0016		0032		0050
Vauxhall (VXH)	d	2320		2342	2344	2350		0012	0020	0023	0036		0053
London Waterloo (WAT)	15 a	2326	2334	2346	2349	2354	0003	0017	0028	0030	0041	0037	0058

NOTES (see introductory pages for explanation of train operator codes and standard symbols)

- a Arrival time
- d Departure time
- A From Weybridge, see table 151
- B From Windsor & Eton Riverside, see table 151
- C From Reading, see table 151
- W From London Waterloo via Wimbledon, see table 161
- SUM Sunday mornings

Kingston, Twickenham, Richmond, Hounslow and Putney to London

Sundays

Operator Train ID Days of operation/Notes		SW 2K71 A	SW 2S78 B	SW 2U78 C	SW 2K73 A	SW 2C80 D	SW 2S80 B	SW 2K05	SW 2U14 C	SW 2C14 E	SW 2S14 B	SW 2K09 A	SW 2U18 C	SW 1S18 F	SW 2C18 D	SW 2K13 A	SW 2C20 D
Kingston (KNG)	d						0649					0749				0849	
Hampton Wick (HMW)	d						0651					0751				0851	
Teddington (TED)	d						0655					0755				0854	
Strawberry Hill (STW)	d				0003		0659					0759				0858	
Staines (SNS)	d					0002	0006		0716	0741	0721		0814	0821	0841		0910
Ashford (Surrey) (AFS)	d						0009		0719		0724		0817	0824			
Feltham (FEL)	d					0008	0014		0724	0747	0729		0822	0829	0847		0916
Whitton (WTN)	d								0728				0826				
Twickenham (TWI)	d				0007	0014		0703	0732	0753		0803	0829		0853	0902	0923
St Margarets (SMG)	d				0009			0705	0734			0805	0831			0904	
Richmond (RMD)	d			0004	0013	0018		0709	0737a	0757		0812c	0835		0857	0908	0927
North Sheen (NSH)	d				0015			0711				0814	0837			0910	
Mortlake (MTL)	d				0017			0713				0816	0839			0912	
Hounslow (HOU)	d						0020				0749f			0834			
Isleworth (ISL)	d						0023				0752			0837			
Syon Lane (SYL)	d						0025				0755			0839			
Brentford (BFD)	d						0027				0757			0842			
Kew Bridge (KWB)	d						0030				0800			0844			
Chiswick (CHK)	d						0032				0803			0847			
Barnes Bridge (BNI)	d		0001				0035				0807			0849			
Barnes (BNS)	d		0004		0020		0037	0716			0810	0819	0842	0851		0915	
Putney (PUT)	d		0007	0010	0023		0040	0719		0809	0813	0822	0845	0854	0904	0918	0934
Wandsworth Town (WNT)	d	0002	0010		0026		0043	0722			0816	0825	0848	0857		0921	
Clapham Junction (CLJ)	10 d	0006	0013	0016	0029	0026	0046	0725a		0815	0819	0828	0851	0900	0908	0924	0938
Queenstown Rd.(Battersea) (QRB)	d	0009	0016		0032		0050				0822	0831	0854	0904		0927	
Vauxhall (VXH)	d	0012	0020	0023	0036		0053			0820	0825	0835	0858	0907	0914	0931	0944
London Waterloo (WAT)	15 a	0017	0028	0030	0041	0037	0058			0827	0830	0841	0904	0915	0920	0937	0950

Operator Train ID Days of operation/Notes		SW 2U22 C	SW 1S22 F	SW 2C22 D	SW 1U24 C	SW 2K17 A	SW 2C24 D	SW 2U26 C	SW 1S26 F	SW 2C26 D	SW 1U28 C	SW 2K21 A	SW 2C28 D	SW 2U30 C	SW 1S30 F	SW 2C30 D	SW 1U32 C
Kingston (KNG)	d					0949						1049					
Hampton Wick (HMW)	d					0951						1051					
Teddington (TED)	d					0955						1055					
Strawberry Hill (STW)	d					0959						1059					
Staines (SNS)	d	0914	0921	0941	0945		1011	1016	1021	1041	1045		1111	1116	1121	1141	1145
Ashford (Surrey) (AFS)	d	0917	0924		0948			1019	1024		1048			1119	1124		1148
Feltham (FEL)	d	0922	0929	0947	0953		1017	1024	1029	1047	1053		1117	1124	1129	1147	1153
Whitton (WTN)	d	0926			0957			1028			1057			1128			1157
Twickenham (TWI)	d	0929		0953	1001	1003	1023	1032		1053	1101	1103	1123	1132		1153	1201
St Margarets (SMG)	d	0931				1005		1034				1105		1134			
Richmond (RMD)	d	0935		0957	1005	1009	1027	1037		1057	1105	1109	1127	1137		1157	1205
North Sheen (NSH)	d	0937				1011		1039				1111		1139			
Mortlake (MTL)	d	0939				1013		1042				1113		1142			
Hounslow (HOU)	d		0935						1035							1135	
Isleworth (ISL)	d		0938						1038							1138	
Syon Lane (SYL)	d		0940						1040							1140	
Brentford (BFD)	d		0942						1042							1142	
Kew Bridge (KWB)	d		0945						1045							1145	
Chiswick (CHK)	d		0947						1047							1147	
Barnes Bridge (BNI)	d		0950						1050							1150	
Barnes (BNS)	d	0942	0953			1016		1045	1053			1116		1145	1153		
Putney (PUT)	d	0945	0956	1004	1014	1019	1034	1048	1056	1104	1114	1119	1134	1148	1156	1204	1214
Wandsworth Town (WNT)	d	0948	0959			1022		1051	1059			1122		1151	1159		
Clapham Junction (CLJ)	10 d	0951	1002	1008	1018	1025	1038	1053	1102	1108	1118	1125	1138	1153	1202	1208	1218
Queenstown Rd.(Battersea) (QRB)	d	0954	1005			1028		1057	1105			1128		1157	1205		
Vauxhall (VXH)	d	0958	1008	1014	1024	1032	1044	1100	1108	1114	1124	1132	1144	1200	1208	1214	1224
London Waterloo (WAT)	15 a	1006	1015	1022	1029	1036	1052	1105	1113	1120	1129	1136	1150	1205	1213	1218	1229

NOTES (see introductory pages for explanation of train operator codes and standard symbols)

- a Arrival time
- d Departure time
- c Arrives 4 minutes earlier
- f Arrives 15 minutes earlier
- A From London Waterloo via Wimbledon, see table 161
- B From Weybridge, see table 151
- C From Windsor & Eton Riverside, see table 151
- D From Reading, see table 151
- E From Ascot, see table 151
- F From Woking, see table 151

Kingston, Twickenham, Richmond, Hounslow and Putney to London

Sundays

Operator Train ID Days of operation/Notes	SW	SW	SW	SW	SW	SW	SW	SW	SW	SW	SW	SW	SW	SW	SW	SW	
	2K25 A	2C32 D	2U34 C	1S34 F	2R27 H	2C34 D	1U36 C	2K29 A	2R27	2C36 D	2U38 C	1S38 F	2R31 H	2C38 D	1U40 C	2K33 A	
Kingston (KNG)	d	1149				1235			1249				1335			1349	
Hampton Wick (HMW)	d	1151				1237			1251				1337			1351	
Teddington (TED)	d	1155				1240			1255				1340			1355	
Strawberry Hill (STW)	d	1159				1243			1259				1343			1359	
Staines (SNS)	d		1211	1216	1221		1241	1245			1311	1316	1321		1341	1345	
Ashford (Surrey) (AFS)	d			1219	1224			1248				1319	1324			1348	
Feltham (FEL)	d		1217	1224	1229		1247	1253		←	1317	1324	1329		1347	1353	
Whitton (WTN)	d			1228				1257		1259h		1328				1357	
Twickenham (TWI)	d	1203	1223	1232		1256e	1253	1301	1303	1256e	1323	1332		1356e	1353	1401	1403
St Margarets (SMG)	d	1205		1234		↘			1305			1334		↘			1405
Richmond (RMD)	⊖ d	1209	1227	1237			1257	1305	1309		1327	1337			1357	1405	1408
North Sheen (NSH)	d	1211		1239					1311			1339					1410
Mortlake (MTL)	d	1213		1242					1313			1342					1413
Hounslow (HOU)	d				1235					1305			1335				
Isleworth (ISL)	d				1238					1308			1338				
Syon Lane (SYL)	d				1240					1310			1340				
Brentford (BFD)	d				1242					1312			1342				
Kew Bridge (KWB)	d				1245					1315			1345				
Chiswick (CHK)	d				1247					1317			1347				
Barnes Bridge (BNI)	d				1250					1320			1350				
Barnes (BNS)	d	1216		1245	1253				1316	1323		1345	1353				1416
Putney (PUT)	d	1219	1234	1248	1256		1304	1314	1319	1326	1334	1348	1356		1404	1414	1419
Wandsworth Town (WNT)	d	1222		1251	1259				1322	1329		1351	1359				1422
Clapham Junction (CLJ)	10 d	1225	1238	1253	1302		1308	1318	1325	1332	1338	1354	1402		1408	1418	1425
Queenstown Rd.(Battersea) (QRB)	d	1228		1257	1305				1328	1335		1357	1405				1428
Vauxhall (VXH)	⊖ d	1232	1244	1300	1308		1314	1324	1332	1338	1344	1400	1408		1414	1424	1432
London Waterloo (WAT)	⊖ 15 a	1236	1248	1305	1313		1318	1329	1336	1343	1348	1405	1413		1418	1429	1436

Operator Train ID Days of operation/Notes	SW	SW	SW	SW	SW	SW	SW	SW	SW	SW	SW	SW	SW	SW	SW	SW	
	2R31	2C40 D	2U42 C	1S42 F	2R35 H	2C42 D	1U44 C	2K37 A	2R35	2C44 D	2U46 C	1S46 F	2R39 H	2C46 D	1U48 C	2K41 A	
Kingston (KNG)	d					1435			1449				1535			1549	
Hampton Wick (HMW)	d					1437			1451				1537			1551	
Teddington (TED)	d					1440			1455				1540			1555	
Strawberry Hill (STW)	d					1443			1459				1543			1559	
Staines (SNS)	d		1411	1416	1421		1441	1445			1511	1516	1521		1541	1545	
Ashford (Surrey) (AFS)	d			1419	1424			1448				1519	1524			1548	
Feltham (FEL)	d	←	1417	1424	1429		1447	1453		←	1517	1524	1529		1547	1553	
Whitton (WTN)	d	1359h		1428				1457		1459h		1528				1557	
Twickenham (TWI)	d	1356e	1423	1432		1456e	1453	1501	1503	1456e	1523	1532		1556e	1553	1601	1603
St Margarets (SMG)	d			1434		↘			1505			1534		↘			1605
Richmond (RMD)	⊖ d		1427	1437			1457	1505	1509		1527	1537			1557	1605	1609
North Sheen (NSH)	d			1439					1511			1539					1611
Mortlake (MTL)	d			1442					1513			1542					1613
Hounslow (HOU)	d	1405			1435					1505			1535				
Isleworth (ISL)	d	1408			1438					1508			1538				
Syon Lane (SYL)	d	1410			1440					1510			1540				
Brentford (BFD)	d	1412			1442					1512			1542				
Kew Bridge (KWB)	d	1415			1445					1515			1545				
Chiswick (CHK)	d	1417			1447					1517			1547				
Barnes Bridge (BNI)	d	1420			1450					1520			1550				
Barnes (BNS)	d	1423		1445	1453				1516	1523		1545	1553				1616
Putney (PUT)	d	1426	1434	1448	1456		1504	1514	1519	1526	1534	1548	1556		1604	1614	1619
Wandsworth Town (WNT)	d	1429		1451	1459				1522	1529		1551	1559				1622
Clapham Junction (CLJ)	10 d	1432	1438	1454	1502		1508	1518	1525	1532	1538	1554	1602		1608	1618	1625
Queenstown Rd.(Battersea) (QRB)	d	1435		1457	1505				1528	1535		1557	1605				1628
Vauxhall (VXH)	⊖ d	1438	1444	1500	1508		1514	1524	1532	1538	1544	1600	1608		1614	1624	1632
London Waterloo (WAT)	⊖ 15 a	1443	1451	1505	1513		1518	1529	1536	1543	1548	1605	1613		1618	1629	1636

NOTES (see introductory pages for explanation of train operator codes and standard symbols)

- a Arrival time
- d Departure time
- e Arrives 9 minutes earlier
- h Calls at Whitton after Twickenham
- A From London Waterloo via Wimbledon, see table 161
- C From Windsor & Eton Riverside, see table 151
- D From Reading, see table 151
- F From Woking, see table 151
- H To London Waterloo via Hounslow

Kingston, Twickenham, Richmond, Hounslow and Putney to London

Sundays

Operator Train ID Days of operation/Notes		SW 2R39	SW 2C48 D	SW 2U50 C	SW 1S50 F	SW 2R43 H	SW 2C50 D	SW 1U52 C	SW 2K45 A	SW 2R43	SW 2C52 D	SW 2U54 C	SW 1S54 F	SW 2R47 H	SW 2C54 D	SW 1U56 C	SW 2K49 A
Kingston (KNG)	d					1635			1649					1735			1749
Hampton Wick (HMW)	d					1637			1651					1737			1751
Teddington (TED)	d					1640			1655					1740			1755
Strawberry Hill (STW)	d					1643			1659					1743			1759
Staines (SNS)	d		1611	1616	1621		1641	1645			1711	1716	1721		1741	1745	
Ashford (Surrey) (AFS)	d			1619	1624			1648				1719	1724			1748	
Feltham (FEL)	d	←	1617	1624	1629		1647	1653		←	1717	1724	1729		1747	1753	
Whitton (WTN)	d	1559h		1628				1657		1659h		1728					1757
Twickenham (TWI)	d	1556e	1623	1632		1656e	1653	1701	1703	1656e	1723	1732		1756e	1753	1801	1803
St Margarets (SMG)	d			1634		→			1705			1734		→			1805
Richmond (RMD)	d	⊖	1627	1637			1657	1705	1709		1727	1737			1757	1805	1809
North Sheen (NSH)	d			1639					1711			1739					1811
Mortlake (MTL)	d			1642					1713			1742					1813
Hounslow (HOU)	d	1605			1635					1705			1735				
Isleworth (ISL)	d	1608			1638					1708			1738				
Syon Lane (SYL)	d	1610			1640					1710			1740				
Brentford (BFD)	d	1612			1642					1712			1742				
Kew Bridge (KWB)	d	1615			1645					1715			1745				
Chiswick (CHK)	d	1617			1647					1717			1747				
Barnes Bridge (BNI)	d	1620			1650					1720			1750				
Barnes (BNS)	d	1623		1645	1653				1716	1723		1745	1753				1816
Putney (PUT)	d	1626	1634	1648	1656		1704	1714	1719	1726	1734	1748	1756		1804	1814	1819
Wandsworth Town (WNT)	d	1629		1651	1659				1722	1729		1751	1759				1822
Clapham Junction (CLJ)	10 d	1632	1638	1654	1702		1708	1718	1725	1732	1738	1754	1802		1808	1818	1825
Queenstown Rd.(Battersea) (QRB)	d	1635		1657	1705				1728	1735		1757	1805				1828
Vauxhall (VXH)	d	⊖	1638	1644	1700	1708		1714	1724	1732	1738	1744	1800	1808	1814	1824	1832
London Waterloo (WAT)	⊖ 15 a	1643	1648	1705	1713		1718	1729	1736	1743	1748	1805	1813		1818	1829	1836

Operator Train ID Days of operation/Notes		SW 2R47	SW 2C56 D	SW 2U58 C	SW 1S58 F	SW 2R51 H	SW 2C58 D	SW 1U60 C	SW 2K53 A	SW 2R51	SW 2C60 D	SW 2U62 C	SW 1S62 F	SW 2R55 H	SW 2C62 D	SW 1U64 C	SW 2K57 A
Kingston (KNG)	d					1835			1849					1935			1949
Hampton Wick (HMW)	d					1837			1851					1937			1951
Teddington (TED)	d					1840			1855					1940			1955
Strawberry Hill (STW)	d					1843			1859					1943			1959
Staines (SNS)	d		1811	1816	1821		1841	1845			1911	1916	1921		1941	1945	
Ashford (Surrey) (AFS)	d			1819	1824			1848				1919	1924			1948	
Feltham (FEL)	d	←	1817	1824	1829		1847	1853		←	1917	1924	1929		1947	1953	
Whitton (WTN)	d	1759h		1828				1857	1859h			1928					1957
Twickenham (TWI)	d	1756e	1823	1832		1856e	1853	1901	1903	1856e	1923	1932		1956e	1953	2001	2003
St Margarets (SMG)	d			1834		→			1905			1934		→			2005
Richmond (RMD)	d	⊖	1827	1837			1857	1905	1909		1927	1937			1957	2005	2009
North Sheen (NSH)	d			1839					1911			1939					2011
Mortlake (MTL)	d			1842					1913			1942					2013
Hounslow (HOU)	d	1805			1835					1905			1935				
Isleworth (ISL)	d	1808			1838					1908			1938				
Syon Lane (SYL)	d	1810			1840					1910			1940				
Brentford (BFD)	d	1812			1842					1912			1942				
Kew Bridge (KWB)	d	1815			1845					1915			1945				
Chiswick (CHK)	d	1817			1847					1917			1947				
Barnes Bridge (BNI)	d	1820			1850					1920			1950				
Barnes (BNS)	d	1823		1845	1853				1916	1923		1945	1953				2016
Putney (PUT)	d	1826	1834	1848	1856		1904	1914	1919	1926	1934	1948	1956		2004	2014	2019
Wandsworth Town (WNT)	d	1829		1851	1859				1922	1929		1951	1959				2022
Clapham Junction (CLJ)	10 d	1832	1838	1854	1902		1908	1918	1925	1932	1938	1954	2002		2008	2018	2025
Queenstown Rd.(Battersea) (QRB)	d	1835		1857	1905				1928	1935		1957	2005				2028
Vauxhall (VXH)	d	⊖	1838	1844	1900	1908		1914	1924	1932	1938	1944	2000	2008	2014	2024	2032
London Waterloo (WAT)	⊖ 15 a	1843	1848	1905	1913		1918	1929	1936	1943	1948	2005	2013		2018	2029	2036

NOTES (see introductory pages for explanation of train operator codes and standard symbols)

- a Arrival time
- d Departure time
- e Arrives 9 minutes earlier
- h Calls at Whitton after Twickenham
- A From London Waterloo via Wimbledon, see table 161
- C From Windsor & Eton Riverside, see table 151
- D From Reading, see table 151
- F From Woking, see table 151
- H To London Waterloo via Hounslow

Kingston, Twickenham, Richmond, Hounslow and Putney to London

Sundays

Operator Train ID Days of operation/Notes		SW 2R55	SW 2C64 D	SW 2U66 C	SW 1S66 F	SW 2R59 H	SW 2C66 D	SW 1U68 C	SW 2K61 A	SW 2R59	SW 2C68 D	SW 2U70 C	SW 1S70 F	SW 2R63 H	SW 2C70 D	SW 2K65 A	SW 2R63
Kingston (KNG)	d					2035			2049					2135		2149	
Hampton Wick (HMW)	d					2037			2051					2137		2151	
Teddington (TED)	d					2040			2055					2140		2155	
Strawberry Hill (STW)	d					2043			2059					2143		2159	
Staines (SNS)	d		2011	2016	2021		2041	2045			2111	2116	2121		2141		
Ashford (Surrey) (AFS)	d			2019	2024			2048				2119	2124				
Feltham (FEL)	d	←	2017	2024	2029		2047	2053		←	2117	2124	2129		2147		←
Whitton (WTN)	d	1959h		2028				2057		2059h		2128					2159h
Twickenham (TWI)	d	1956e	2023	2032		2056e	2053	2101	2103	2056e	2123	2132		2156e	2153	2203	2156e
St Margarets (SMG)	d			2034		↔			2105			2134		↔		2205	
Richmond (RMD)	d	⊖	2027	2037			2057	2105	2109		2127	2137			2157	2209	
North Sheen (NSH)	d			2039					2111			2139				2211	
Mortlake (MTL)	d			2042					2113			2142				2213	
Hounslow (HOU)	d	2005			2035					2105			2135				2205
Isleworth (ISL)	d	2008			2038					2108			2138				2208
Syon Lane (SYL)	d	2010			2040					2110			2140				2210
Brentford (BFD)	d	2012			2042					2112			2142				2212
Kew Bridge (KWB)	d	2015			2045					2115			2145				2215
Chiswick (CHK)	d	2017			2047					2117			2147				2217
Barnes Bridge (BNI)	d	2020			2050					2120			2150				2220
Barnes (BNS)	d	2023		2045	2053				2116	2123		2145	2153			2216	2223
Putney (PUT)	d	2026	2034	2048	2056		2104	2114	2119	2126	2134	2148	2156		2204	2219	2226
Wandsworth Town (WNT)	d	2029		2051	2059				2122	2129		2151	2159			2222	2229
Clapham Junction (CLJ)	10 d	2032	2038	2054	2102		2108	2118	2125	2132	2138	2154	2202		2208	2225	2232
Queenstown Rd.(Battersea) (QRB)	d	2035		2057	2105				2128	2135		2157	2205			2228	2235
Vauxhall (VXH)	⊖ d	2038	2044	2100	2108		2114	2124	2132	2138	2144	2200	2208		2214	2232	2238
London Waterloo (WAT)	⊖ 15 a	2043	2048	2105	2113		2118	2129	2136	2143	2148	2205	2213		2218	2236	2243

Operator Train ID Days of operation/Notes		SW 2C72 D	SW 2U74 C	SW 1S74 F	SW 2R67 H	SW 2C74 D	SW 2K69 A	SW 2R67	SW 2C76 D	SW 2U78 C	SW 1S78 F	SW 2C78 D
Kingston (KNG)	d				2235		2249					
Hampton Wick (HMW)	d				2237		2251					
Teddington (TED)	d				2240		2255					
Strawberry Hill (STW)	d				2243		2259					
Staines (SNS)	d	2211	2216	2221		2241			2311	2316	2321	2341
Ashford (Surrey) (AFS)	d		2219	2224						2319	2324	
Feltham (FEL)	d	2217	2224	2229		2247		←	2317	2324	2329	2347
Whitton (WTN)	d		2228				2259h			2328		
Twickenham (TWI)	d	2223	2232		2256e	2253	2303	2256e	2323	2332		2354
St Margarets (SMG)	d		2234		↔		2305			2334		
Richmond (RMD)	⊖ d	2227	2237			2257	2309		2327	2337		2358
North Sheen (NSH)	d		2239				2311			2339		
Mortlake (MTL)	d		2242				2313			2342		
Hounslow (HOU)	d			2235				2305			2335	
Isleworth (ISL)	d			2238				2308			2338	
Syon Lane (SYL)	d			2240				2310			2340	
Brentford (BFD)	d			2242				2312			2342	
Kew Bridge (KWB)	d			2245				2315			2345	
Chiswick (CHK)	d			2247				2317			2347	
Barnes Bridge (BNI)	d			2250				2320			2350	
Barnes (BNS)	d		2245	2253			2316	2323		2345	2353	
Putney (PUT)	d	2234	2248	2256		2304	2319	2326	2334	2348	2356	0005
Wandsworth Town (WNT)	d		2251	2259			2322	2329		2351	2359	
Clapham Junction (CLJ)	10 d	2238	2254	2302		2308	2325	2332	2338	2356g	0002	0009
Queenstown Rd.(Battersea) (QRB)	d		2257	2305			2328	2335		2359	0005	
Vauxhall (VXH)	⊖ d	2244	2300	2308		2314	2332	2338	2344	0004	0008	0015
London Waterloo (WAT)	⊖ 15 a	2248	2305	2313		2318	2336	2343	2348	0009	0013	0019

NOTES (see introductory pages for explanation of train operator codes and standard symbols)

- a Arrival time
- d Departure time
- e Arrives 9 minutes earlier
- g Arrives 3 minutes earlier
- h Calls at Whitton after Twickenham
- A From London Waterloo via Wimbledon, see table 161
- C From Windsor & Eton Riverside, see table 151
- D From Reading, see table 151
- F From Woking, see table 151
- H To London Waterloo via Hounslow