

Cardiff, Newport and Bristol to Gloucester, Cheltenham Spa, Worcester, Great Malvern, Birmingham, Derby and Nottingham

Mondays to Fridays

Operator Train ID Days of operation/Notes 1st Class/Reservations/Bus Catering facilities	GW 2G90 MO A	AW 2G74 MX B	GW 2G93 MX A	GW 2G77	GW 2G79	GW 2E48	XC 1S35 C 1◇	XC 1L98 D 1◇	GW 2E48	AW 2G50	GW 1G01 E 1◇	XC 1M00 1◇	XC 1S37 F 1◇	AW 2G52	GW 1G03 E 1◇	GW 2V52 G	XC 1M92 1◇	GW 2G81 H
Cardiff Central (CDF) 7 d										0610		0640		0705				0745
Newport (South Wales) (NWP) d										0624		0654		0720				0801
Severn Tunnel Jn (STJ) d										0634		0704		0730				
Caldicot (CDT) d										0637		0707		0733				
Chepstow (CPW) d		0001								0645		0715		0741				
Lydney (LYD) d		0009								0654		0724		0750				0827
Bristol Temple Meads (BRI) 10 d						0610	0634	0624					0735				0742	
Filton Abbey Wood (FIT) d						0617											0750	
Bristol Parkway (BPW) 7 d						0622	0643	0634					0744				0755	
Yate (YAE) d						0631											0804	
Cam & Dursley (CDU) d						0643											0817	
Gloucester (GCR) 7 a		0033				0659		0704	←	0714		0744		0810		0832	0847	
Gloucester (GCR) 7 d	0002		0034	0437	0604	0712		0708	0712	0717	0725	0745		0811	0823		0849	0854
Cheltenham Spa (CNM) a	0011		0043	0446	0613	←	0711	0717	0721	0727	0733	0754	0813	0821	0832		0857	0903
Cheltenham Spa (CNM) d				0448	0615		0713	0718	0723		0735	0755	0815				0859	
Ashchurch for Tewkesbury (ASC) d				0456	0623			0725	0732			0803						
Worcestershire Parkway (WOP) d								0736				0814					0914	
Worcester Shrub Hill (WOS) 7 a				0513	0640				0750		0758							
Worcester Foregate Street (WOF) 7 a					0643				0756									
Malvern Link (MVL) a									0807									
Great Malvern (GMV) a									0810									
University (UNI) a								0808				0838					0938	
Birmingham New Street (BHM) 12 a							0756	0816				0845	0856				0945	
Derby (DBY) 6 a							0840					0932	0936				1032	
Nottingham (NOT) 8 a												1003					1103	

Operator Train ID Days of operation/Notes 1st Class/Reservations/Bus Catering facilities	XC 1S39 F 1◇	GW 1G05 E 1◇	GW 2E53 J	XC 1M01 1◇	XC 1S41 K 1◇	AW 2G54	GW 1G07 E 1◇	GW 2E55 L	XC 1M60 1◇	XC 1S43 M 1◇	AW 2G56 B	GW 1G09 E 1◇	GW 2V58 N 1◇	XC 1M94 1◇	XC 1S45 P 1◇	GW 1G11 E 1◇	GW 2V60 Q 1◇	XC 1M41 R 1◇
Cardiff Central (CDF) 7 d				0845		0906			0945		1009			1045				
Newport (South Wales) (NWP) d				0900		0922			0959		1024			1100				
Severn Tunnel Jn (STJ) d						0934					1034							
Caldicot (CDT) d						0936					1037							
Chepstow (CPW) d				0919		0945			1016		1045							
Lydney (LYD) d						0954					1054			1125				
Bristol Temple Meads (BRI) 10 d	0835		0837		0932			0939		1035			1041		1134		1137	1200
Filton Abbey Wood (FIT) d			0845					0947					1048				1144	
Bristol Parkway (BPW) 7 d	0844		0850		0944			0951		1044			1052		1144		1149	1209
Yate (YAE) d			0859					1000					1101				1158	
Cam & Dursley (CDU) d			0911					1013					1114				1210	
Gloucester (GCR) 7 a			0927	0946		1016		1028	1043		1115		1130	1145			1226	
Gloucester (GCR) 7 d		0917	0934	0949		1016	1021		1049	1113	1121	1138	1149			1220		
Cheltenham Spa (CNM) a	0914	0925	0943	0959	1013	1027	1031		1058	1113	1126	1130	1146	1158	1213	1228		1238
Cheltenham Spa (CNM) d	0915		0945	1000	1015				1059	1115			1148	1159	1215			1240
Ashchurch for Tewkesbury (ASC) d			0953										1156					
Worcestershire Parkway (WOP) d				1015					1114					1214				
Worcester Shrub Hill (WOS) 7 a			1010										1212					
Worcester Foregate Street (WOF) 7 a			1016										1217					
Malvern Link (MVL) a			1025										1226					
Great Malvern (GMV) a			1028										1229					
University (UNI) a				1039					1138					1238				
Birmingham New Street (BHM) 12 a	0958			1046	1056				1145	1158				1245	1256			1325
Derby (DBY) 6 a	1038			1132	1136				1232	1237				1331	1336			
Nottingham (NOT) 8 a				1204					1303					1403				

For the complete service between Bristol Temple Meads and Bristol Parkway see table 134
 For the complete service between Worcester and Great Malvern or Birmingham see table 074
 For the complete service between Birmingham, Derby and Nottingham see table 056

NOTES (see introductory pages for explanation of train operator codes and standard symbols)

- a Arrival time
- d Departure time
- A From Swindon, see table 125
- B From Maesteg, see table 126
- C To Edinburgh, see table 050
- D To Stansted Airport, see table 054
- E From London Paddington, see table 125
- F From Plymouth to Edinburgh, see table 050
- G From Fratton, see table 133
- H From Salisbury, see table 133
- J From Warminster, see table 133
- K From Plymouth to Newcastle, see table 050
- L From Westbury, see table 133
- M To Glasgow Central, see table 050
- N From Southampton Cent, see table 050
- P From Plymouth to Aberdeen, see table 050
- Q From Weymouth, see table 133
- R From Paignton, see table 050
- MO Mondays only
- MX Not Mondays

Cardiff, Newport and Bristol to Gloucester, Cheltenham Spa, Worcester, Great Malvern, Birmingham, Derby and Nottingham

Mondays to Fridays

Operator Train ID Days of operation/Notes 1st Class/Reservations/Bus Catering facilities	XC	XC	AW	GW	GW	XC	GW	XC	AW	XC	GW	GW	XC	XC	XC	GW	GW	XC
	1M64	1S47	2G58	1G13	2V92	1E44	2V92	1M99	2G60	1S49	1G15	2V64	1M49	1M68	1S51	1G17	2E65	1M53
	1	1	B	E	H	S	H	1		T	E	Q	U	1	F	E	J	1
	◇	◇		□	□	◇	□	◇		◇	□	□	◇	◇	◇	□	□	◇
	⌘	⌘		⌘	⌘	⌘	⌘	⌘		⌘	⌘	⌘	⌘	⌘	⌘	⌘	⌘	⌘
Cardiff Central (CDF) 7 d	1145		1210					1245	1307					1345				
Newport (South Wales) (NWP) d	1159		1225					1259	1322					1359				
Severn Tunnel Jn (STJ) d			1236						1332									
Caldicot (CDT) d			1238						1335									
Chepstow (CPW) d	1216		1247					1316	1343									
Lydney (LYD) d			1255						1352					1423				
Bristol Temple Meads (BRI) 10 d		1235			1238	1300				1335		1339	1400		1435		1439	1500
Filton Abbey Wood (FIT) d					1246							1346					1448	
Bristol Parkway (BPW) 7 d		1244			1250	1309				1344		1351	1409		1444		1455	1510
Yate (YAE) d					1259							1400					1504	
Cam & Dursley (CDU) d					1312							1413					1516	
Gloucester (GCR) 7 a	1243		1316		1329		←	1344	1412			1430		1443			1532	
Gloucester (GCR) 7 d	1245		1317	1322	1336		1336	1349		1420				1449		1521	1536	
Cheltenham Spa (CNM) a	1254	1313	1326	1331	←	1338	1345	1358		1414	1428		1437	1458	1514	1530	←	1538
Cheltenham Spa (CNM) d	1255	1315				1340	1348	1359		1415			1439	1459	1515			1540
Ashchurch for Tewkesbury (ASC) d	1303						1356											
Worcestershire Parkway (WOP) d	1314							1414						1514				
Worcester Shrub Hill (WOS) 7 a								1413										
Worcester Foregate Street (WOF) 7 a								1416										
Malvern Link (MVL) a																		
Great Malvern (GMV) a																		
University (UNI) a	1338							1438						1538				
Birmingham New Street (BHM) 12 a	1345	1356				1425		1445		1456			1526	1545	1556			1626
Derby (DBY) 6 a	1431	1438				1504		1536		1538				1631	1640			
Nottingham (NOT) 8 a	1503							1603						1703				

Operator Train ID Days of operation/Notes 1st Class/Reservations/Bus Catering facilities	GW	XC	XC	AW	GW	GW	XC	XC	XC	AW	GW	GW	XC	XC	AW	GW	GW	XC
	2E65	1M98	1S53	2G62	1G19	2V68	1M93	1M73	1S55	2G64	1G21	2E70	1M75	1E63	2G66	1G23	2V72	1M95
	J	1	F	B	E	Q	V	F	B	E	J	J	W	B	E	Q	Q	1
	□	◇	◇		□	□	◇	◇	◇	□	□	□	◇	◇	□	□	□	◇
	⌘	⌘	⌘		⌘	⌘	⌘	⌘	⌘	⌘	⌘	⌘	⌘	⌘	⌘	⌘	⌘	⌘
Cardiff Central (CDF) 7 d		1445		1508				1545		1608			1645		1708			1745
Newport (South Wales) (NWP) d		1459		1523				1559		1623			1659		1723			1759
Severn Tunnel Jn (STJ) d				1533						1633					1734			
Caldicot (CDT) d				1536						1636					1736			
Chepstow (CPW) d		1519		1544				1616		1644					1745			1816
Lydney (LYD) d				1553						1653			1725		1753			
Bristol Temple Meads (BRI) 10 d			1535			1538	1600		1635			1640		1735				1738
Filton Abbey Wood (FIT) d						1546						1649						1746
Bristol Parkway (BPW) 7 d			1544			1551	1609		1644			1656		1744				1751
Yate (YAE) d						1600						1705						1800
Cam & Dursley (CDU) d						1612						1717						1812
Gloucester (GCR) 7 a	←	1546		1613		1629		1643		1714		1733	1745		1813		1829	1843
Gloucester (GCR) 7 d	1536	1549		1616	1624			1645		1717	1722	1738	1749		1818	1822		1845
Cheltenham Spa (CNM) a	1545	1558	1614	1626	1632			1638	1654	1713	1724	1731	1747	1758	1814	1826	1831	1854
Cheltenham Spa (CNM) d	1547	1559	1615					1640	1655	1715			1750	1759	1815			1855
Ashchurch for Tewkesbury (ASC) d	1555								1703				1758					1903
Worcestershire Parkway (WOP) d		1614							1714					1814				1914
Worcester Shrub Hill (WOS) 7 a	1613											1820						
Worcester Foregate Street (WOF) 7 a	1617											1823						
Malvern Link (MVL) a	1626																	
Great Malvern (GMV) a	1629																	
University (UNI) a		1638						1738					1838					1938
Birmingham New Street (BHM) 12 a		1645	1656				1723	1745	1756				1845	1856				1945
Derby (DBY) 6 a		1731	1737					1838	1842				1931	1937				2031
Nottingham (NOT) 8 a		1803						1906					2004					2105

NOTES (see introductory pages for explanation of train operator codes and standard symbols)

- a Arrival time
- d Departure time
- B From Maesteg, see table 126
- E From London Paddington, see table 125
- F From Plymouth to Edinburgh, see table 050
- H From Salisbury, see table 133
- J From Warminster, see table 133
- M To Glasgow Central, see table 050
- Q From Weymouth, see table 133
- S To Newcastle, see table 050
- T From Penzance to Edinburgh, see table 050
- U From Plymouth to Manchester Piccadilly, see table 050
- V To Manchester Piccadilly, see table 076
- W From Plymouth to Leeds, see table 050

Cardiff, Newport and Bristol to Gloucester, Cheltenham Spa, Worcester, Great Malvern, Birmingham, Derby and Nottingham

Mondays to Fridays

Operator Train ID Days of operation/Notes 1st Class/Reservations/Bus Catering facilities	XC 1E67 W 1◇	AW 2G68 B	GW 1G25 E 111 1	GW 2E73 J	XC 1M84 1◇	XC 1E73 X 1◇	GW 1G27 E 111 1	GW 2E76	XC 1M85 1◇	GW 1G77 Y 1	XC 1M83 Z 1◇	GW 1G29 E 111 1	GW 2E78	GW 2G91 L	XC 1M87 1◇	AW 2G72 B	GW 1G31 E 111 1	GW 2E80
Cardiff Central (CDF) 7 d		1807			1845				1950						2106	2110		
Newport (South Wales) (NWP) d		1823			1859				2004						2120	2125		
Severn Tunnel Jn (STJ) d		1833c							2014							2135		
Caldicot (CDT) d		1837c							2017							2138		
Chepstow (CPW) d		1846c			1918				2025							2146		
Lydney (LYD) d		1856c							2034							2155		
Bristol Temple Meads (BRI) 10 d	1835			1842		1935		1938		2008	2035		2057					2144
Filton Abbey Wood (FIT) d				1851				1946		2016			2105					2152
Bristol Parkway (BPW) 7 d	1844			1856		1944		1950		2020	2044		2111					2157
Yate (YAE) d				1905				1959		2029			2120					2206
Cam & Dursley (CDU) d				1917				2011		2041			2133					2218
Gloucester (GCR) 7 a		1918		1932	1945			2030	2054	2055			2148		2202	2217		2236
Gloucester (GCR) 7 d		1918	1926	1939	1949		2023		2056			2123	2151	2157	2203	2218	2226	
Cheltenham Spa (CNM) a	1913	1928	1935	1947	1958	2014	2032		2105		2113	2132	2200	2205	2212	2228	2234	
Cheltenham Spa (CNM) d	1915			1950	1959	2015			2106		2115	2132	2201		2213			
Ashchurch for Tewkesbury (ASC) d				1958								2141	2209		2221			
Worcestershire Parkway (WOP) d					2014				2120						2232			
Worcester Shrub Hill (WOS) 7 a				2015								2208	2227					
Worcester Foregate Street (WOF) 7 a				2025														
Malvern Link (MVL) a				2037														
Great Malvern (GMV) a				2040														
University (UNI) a					2038				2147									
Birmingham New Street (BHM) 12 a	1956				2045	2056			2154		2201				2305			
Derby (DBY) 6 a	2037				2137	2150			2250									
Nottingham (NOT) 8 a					2217				2326									

Operator Train ID Days of operation/Notes 1st Class/Reservations/Bus Catering facilities	XC 1M80 R 1◇	XC 1M89 1◇	GW 1G33 E 111 1	GW 2E82	AW 2G74 FO B	GW 2G93 A	AW 2G74 FX B
Cardiff Central (CDF) 7 d		2145			2320		2312
Newport (South Wales) (NWP) d		2159			2334		2330
Severn Tunnel Jn (STJ) d					2346		2349
Caldicot (CDT) d					2348		2351
Chepstow (CPW) d					2357		0001
Lydney (LYD) d					0005		0009
Bristol Temple Meads (BRI) 10 d	2200			2246			
Filton Abbey Wood (FIT) d				2255			
Bristol Parkway (BPW) 7 d	2209			2302			
Yate (YAE) d				2311			
Cam & Dursley (CDU) d				2323			
Gloucester (GCR) 7 a		2245		2339	0026		0033
Gloucester (GCR) 7 d		2249	2321			0034	
Cheltenham Spa (CNM) a	2241	2258	2331			0043	
Cheltenham Spa (CNM) d	2242	2259					
Ashchurch for Tewkesbury (ASC) d							
Worcestershire Parkway (WOP) d							
Worcester Shrub Hill (WOS) 7 a							
Worcester Foregate Street (WOF) 7 a							
Malvern Link (MVL) a							
Great Malvern (GMV) a							
University (UNI) a							
Birmingham New Street (BHM) 12 a	2341	2358					
Derby (DBY) 6 a							
Nottingham (NOT) 8 a							

NOTES (see introductory pages for explanation of train operator codes and standard symbols)

- a Arrival time
- d Departure time
- c Until 9 September departs 1 minute later
- A From Swindon, see table 125
- B From Maesteg, see table 126
- E From London Paddington, see table 125
- J From Warminster, see table 133
- L From Westbury, see table 133
- R From Paignton, see table 050
- W From Plymouth to Leeds, see table 050
- X To Leeds, see table 050
- Y From Penzance, see table 050
- Z From Plymouth, see table 050
- FO Fridays only
- FX Not Fridays

Cardiff, Newport and Bristol to Gloucester, Cheltenham Spa, Worcester, Great Malvern, Birmingham, Derby and Nottingham

Saturdays

Operator Train ID Days of operation/Notes 1st Class/Reservations/Bus Catering facilities	AW 2G74 A	GW 2G93 B	GW 2G01	XC 1S35 C ◇ ♣	XC 1L00 D ◇	AW 2G50	GW 2E51	XC 1M00 ◇	XC 1S37 E ◇ ♣	GW 2G03 B ◇	AW 2G52	GW 2V52 F	XC 1M92 ◇	XC 1S39 E ◇ ♣	GW 1G05 G ◇	GW 2V54 H	XC 1M01 ◇	XC 1S41 E ◇ ♣	
Cardiff Central (CDF) 7 d						0610		0640			0707		0745					0845	
Newport (South Wales) (NWP) d						0626		0654			0722		0800					0859	
Severn Tunnel Jn (STJ) d						0638		0704			0733								
Caldicot (CDT) d						0640		0707			0736								
Chepstow (CPW) d						0649		0715			0745							0916	
Lydney (LYD) d	0005					0657		0724			0753		0825						
Bristol Temple Meads (BRI) 10 d				0615			0638		0735			0739		0835			0838		0935
Filton Abbey Wood (FIT) d							0645					0746					0846		
Bristol Parkway (BPW) 7 d				0624			0650		0744			0751		0844			0851		0944
Yate (YAE) d							0700					0801					0900		
Cam & Dursley (CDU) d							0712					0813					0913		
Gloucester (GCR) 7 a	0026			0650		0718	0730	0744			0822	0830	0845				0929	0943	
Gloucester (GCR) 7 d		0034	0521	0659	0705	0718	0739	0745		0818	0822		0849		0919	0937	0949		
Cheltenham Spa (CNM) a		0043	0530	0707	0713	0729	0748	0754	0813	0827	0834		0858	0913	0929	0946	0958	1013	
Cheltenham Spa (CNM) d			0531	0710	0714		0749	0755	0815				0859	0915		0948	0959	1015	
Ashchurch for Tewkesbury (ASC) d			0539		0722		0757	0803					0914			0956			
Worcestershire Parkway (WOP) d					0733			0814									1014		
Worcester Shrub Hill (WOS) 7 a			0556				0814									1012			
Worcester Foregate Street (WOF) 7 a			0559				0833									1020			
Malvern Link (MVL) a			0613																
Great Malvern (GMV) a			0616																
University (UNI) a					0759			0838					0938					1038	
Birmingham New Street (BHM) 12 a				0756	0806			0845	0856				0945	0956				1045	1056
Derby (DBY) 6 a				0840				0931	0936				1032	1037				1131	1136
Nottingham (NOT) 8 a								1003					1103					1204	

Operator Train ID Days of operation/Notes 1st Class/Reservations/Bus Catering facilities	AW 2G54 A	GW 1G07 G ◇ ♣	GW 2E57 J	XC 1M60 ◇ ♣	XC 1S43 K ◇ ♣	AW 2G56 A	GW 1G09 G ◇ ♣	GW 2E59 J	XC 1M94 ◇	XC 1S45 L ◇ ♣	GW 1G11 G ◇	GW 2V60 M ◇	XC 1M41 N ◇ ♣	XC 1M64 ◇ ♣	XC 1S47 K ◇ ♣	AW 2G58 A	GW 1G13 G ◇ ♣	GW 2V94 F
Cardiff Central (CDF) 7 d	0904			0945		1008			1045					1145		1208		
Newport (South Wales) (NWP) d	0921			0959		1023			1100					1158		1222		
Severn Tunnel Jn (STJ) d	0932					1033										1233		
Caldicot (CDT) d	0935					1036										1235		
Chepstow (CPW) d	0944			1016		1044								1217		1244		
Lydney (LYD) d	0953					1053			1124							1252		
Bristol Temple Meads (BRI) 10 d			0938		1035			1039	1135			1139	1200		1235			1239
Filton Abbey Wood (FIT) d			0946					1046				1146						1246
Bristol Parkway (BPW) 7 d			0951		1044			1051	1144			1151	1209		1244			1251
Yate (YAE) d			1000					1101				1201						1301
Cam & Dursley (CDU) d			1013					1113				1213						1313
Gloucester (GCR) 7 a	1014		1028	1043		1113		1129	1143			1230		1243		1313		1329
Gloucester (GCR) 7 d	1015	1019		1049		1114	1119	1138	1149		1219			1245		1313	1319	1338
Cheltenham Spa (CNM) a	1026	1031		1058	1113	1124	1129	1147	1158	1213	1228		1237	1254	1313	1323	1328	1347
Cheltenham Spa (CNM) d				1059	1115			1148	1159	1215			1240	1255	1315			1348
Ashchurch for Tewkesbury (ASC) d								1156						1303				1356
Worcestershire Parkway (WOP) d				1114					1214					1314				
Worcester Shrub Hill (WOS) 7 a								1212										1412
Worcester Foregate Street (WOF) 7 a								1217										1417
Malvern Link (MVL) a																		
Great Malvern (GMV) a																		
University (UNI) a				1138					1238					1338				
Birmingham New Street (BHM) 12 a				1145	1156				1245	1256			1325	1345	1356			
Derby (DBY) 6 a				1232	1237				1331	1336				1431	1437			
Nottingham (NOT) 8 a				1303					1403					1503				

NOTES (see introductory pages for explanation of train operator codes and standard symbols)

- a Arrival time
- d Departure time
- A From Maesteg, see table 126
- B From Swindon, see table 125
- C To Edinburgh, see table 050
- D To Stansted Airport, see table 054
- E From Plymouth to Edinburgh, see table 050
- F From Salisbury, see table 133
- G From London Paddington, see table 125
- H From Portsmouth & Southsea, see table 133
- J From Westbury, see table 133
- K To Glasgow Central, see table 050
- L From Plymouth to Aberdeen, see table 050
- M From Weymouth, see table 133
- N From Paignton, see table 050

Cardiff, Newport and Bristol to Gloucester, Cheltenham Spa, Worcester, Great Malvern, Birmingham, Derby and Nottingham

Saturdays

Operator	XC	XC	GW	AW	GW	XC	XC	XC	GW	GW	XC	XC	AW	GW	GW	XC	XC	XC			
Train ID	1M99	1S49	1G15	2G60	2V64	1M49	1M68	1S51	1G17	2E67	1M98	1S53	2G62	1G19	2V68	1M93	1M73	1S55			
Days of operation/Notes	1	1	1		1	1	1	1	1	J	1	1		1	1	1	1	1			
1st Class/Reservations/Bus	1	1	1		1	1	1	1	1		1	1		1	1	1	1	1			
Catering facilities	1	1	1		1	1	1	1	1		1	1		1	1	1	1	1			
Cardiff Central (CDF)	7 d	1245			1307						1345							1545			
Newport (South Wales) (NWP)	d	1259			1327						1359							1559			
Severn Tunnel Jn (STJ)	d				1338																
Caldicot (CDT)	d				1341																
Chepstow (CPW)	d	1316			1350													1616			
Lydney (LYD)	d				1359						1423										
Bristol Temple Meads (BRI)	10 d		1335			1339	1400		1435			1439		1535			1539	1600	1635		
Filton Abbey Wood (FIT)	d					1346						1446					1546				
Bristol Parkway (BPW)	7 d		1344			1351	1409		1444			1451		1544			1551	1609	1644		
Yate (YAE)	d					1401						1501					1601				
Cam & Dursley (CDU)	d					1413						1513					1613				
Gloucester (GCR)	7 a	1343			1420	1430					1443			1529	1544		1613		1643		
Gloucester (GCR)	7 d	1349		1418						1449		1519	1538	1549		1613	1619		1645		
Cheltenham Spa (CNM)	a	1358	1413	1428			1437	1458	1514	1529	1547	1558	1613	1624	1629			1637	1654	1713	
Cheltenham Spa (CNM)	d	1359	1415				1440	1459	1515			1548	1559	1615				1640	1655	1715	
Ashchurch for Tewkesbury (ASC)	d											1556							1703		
Worcestershire Parkway (WOP)	d	1414									1514				1614				1714		
Worcester Shrub Hill (WOS)	7 a														1612						
Worcester Foregate Street (WOF)	7 a														1616						
Malvern Link (MVL)	a																				
Great Malvern (GMV)	a																				
University (UNI)	a	1438																	1738		
Birmingham New Street (BHM)	12 a	1445	1456				1525	1545	1556				1638						1725	1745	1756
Derby (DBY)	6 a	1536	1538																	1836	1837
Nottingham (NOT)	8 a	1603																		1903	

Operator	AW	GW	GW	XC	XC	AW	GW	GW	GW	XC	XC	AW	GW	GW	XC	XC	GW	GW		
Train ID	2G64	2G21	2E71	1M75	1E63	2G66	1G23	2E73	2V72	1M95	1E67	2G68	1G25	2V75	1M84	1E73	1G27	2E77		
Days of operation/Notes	A	B	J	1	Q	A	G	R	S	1	T	A	G	X	1	U	G	J		
1st Class/Reservations/Bus	1	1		1	1		1		1	1	1		1		1	1	1	1		
Catering facilities	1	1		1	1		1		1	1	1		1		1	1	1	1		
Cardiff Central (CDF)	7 d	1607			1645		1707					1745			1809			1845		
Newport (South Wales) (NWP)	d	1622			1659		1722					1759			1824			1859		
Severn Tunnel Jn (STJ)	d	1632					1732								1835					
Caldicot (CDT)	d	1635					1735								1838					
Chepstow (CPW)	d	1643					1743								1846			1916		
Lydney (LYD)	d	1652			1724		1752								1855					
Bristol Temple Meads (BRI)	10 d			1639			1735					1835						1931	1939	
Filton Abbey Wood (FIT)	d			1646															1946	
Bristol Parkway (BPW)	7 d			1650			1744					1844							1951	
Yate (YAE)	d			1659															2001	
Cam & Dursley (CDU)	d			1712															2013	
Gloucester (GCR)	7 a	1712		1728	1743		1812					1844		1915			1928	1943	2029	
Gloucester (GCR)	7 d	1713	1720	1738	1749		1813	1820				1845	1914	1917	1921	1938	1949		2020	2036
Cheltenham Spa (CNM)	a	1722	1729	1747	1758	1814	1823	1829				1854	1914	1926	1931	1947	1958	2010	2030	2046
Cheltenham Spa (CNM)	d			1748	1759	1815						1855	1915				1959	2011		
Ashchurch for Tewkesbury (ASC)	d			1756								1903								
Worcestershire Parkway (WOP)	d				1814							1914						2014		
Worcester Shrub Hill (WOS)	7 a			1813																
Worcester Foregate Street (WOF)	7 a			1819																
Malvern Link (MVL)	a																			
Great Malvern (GMV)	a																			
University (UNI)	a				1838							1938							2038	
Birmingham New Street (BHM)	12 a				1845	1856						1945	1956						2045	2053
Derby (DBY)	6 a				1931	1937						2031	2039						2131	2142
Nottingham (NOT)	8 a				2003							2103							2215	

NOTES (see introductory pages for explanation of train operator codes and standard symbols)

- a Arrival time
- d Departure time
- A From Maesteg, see table 126
- B From Swindon, see table 125
- C To Edinburgh, see table 050
- E From Plymouth to Edinburgh, see table 050
- G From London Paddington, see table 125
- J From Westbury, see table 133
- M From Weymouth, see table 133
- P To Manchester Piccadilly, see table 076
- Q From Plymouth to York, see table 050
- R Runs until 10 September. From Westbury, see table 133
- S Runs from 17 September. From Weymouth, see table 133
- T From Plymouth to Leeds, see table 050
- U To Leeds, see table 050
- X Until 10 September from Weymouth; from 17 September from Warminster, see table 133

Cardiff, Newport and Bristol to Gloucester, Cheltenham Spa, Worcester, Great Malvern, Birmingham, Derby and Nottingham

Saturdays

Operator Train ID Days of operation/Notes 1st Class/Reservations/Bus Catering facilities	GW 2E78 V	XC 1M83 W 1◇ ♣	XC 1M85 1◇	GW 1G29 G 1◇ ♣	XC 1M87 1◇	GW 2E80	AW 2G72 A	GW 2G31 B	GW 2E82	AW 2G74 A
Cardiff Central (CDF)	7 d		2000		2048		2110			2314
Newport (South Wales) (NWP)	d		2014		2102		2125			2332
Severn Tunnel Jn (STJ)	d		2025				2136			2352
Caldicot (CDT)	d		2027				2138			2354
Chepstow (CPW)	d		2036				2147			0003
Lydney (LYD)	d		2044				2155			0012
Bristol Temple Meads (BRI)	10 d	2009	2031			2108			2211	
Filton Abbey Wood (FIT)	d	2017				2115			2218	
Bristol Parkway (BPW)	7 d	2021	2040			2119			2223	
Yate (YAE)	d	2030				2128			2232	
Cam & Dursley (CDU)	d	2042				2141			2244	
Gloucester (GCR)	7 a	2057	2105		2144	2157	2216		2259	0034
Gloucester (GCR)	7 d		2107	2121	2149			2218		
Cheltenham Spa (CNM)	a	2109	2116	2129	2158			2228		
Cheltenham Spa (CNM)	d	2111	2118		2159					
Ashchurch for Tewkesbury (ASC)	d		2125							
Worcestershire Parkway (WOP)	d				2214					
Worcester Shrub Hill (WOS)	7 a									
Worcester Foregate Street (WOF)	7 a									
Malvern Link (MVL)	a									
Great Malvern (GMV)	a									
University (UNI)	a		2159		2238					
Birmingham New Street (BHM)	12 a	2154	2207		2245					
Derby (DBY)	6 a	2242	2255		2331					
Nottingham (NOT)	8 a		2327							

NOTES (see introductory pages for explanation of train operator codes and standard symbols)

- a Arrival time
- d Departure time
- A From Maesteg, see table 126
- B From Swindon, see table 125
- G From London Paddington, see table 125
- V From Taunton, see table 134
- W From Plymouth, see table 050

Cardiff, Newport and Bristol to Gloucester, Cheltenham Spa, Worcester, Great Malvern, Birmingham, Derby and Nottingham

Sundays

Operator	AW	AW	XC	GW	GW	XC	GW	AW	XC	XC	GW	GW	XC	XC	GW	XC	AW	XC
Train ID	2G74	2G48	1S41	2G01	2E34	1S43	2G02	2G50	1M94	1S45	2G03	2E38	1M64	1S47	2G04	1M45	2G52	1M99
Days of operation/Notes	A		B	C		D	C			E	C			F	C	G		
1st Class/Reservations/Bus Catering facilities			1◇	1	1	1◇	1		1◇	1◇			1◇	1◇	1	1◇		1◇
Cardiff Central (CDF)	7 d	0823						1030	1045				1145				1229	1245
Newport (South Wales) (NWP)	d	0841						1044	1059				1159				1243	1258
Severn Tunnel Jn (STJ)	d	0903						1056									1254	
Caldicot (CDT)	d	0905						1059									1256	
Chepstow (CPW)	d	0914						1107									1305	
Lydney (LYD)	d	0922						1116									1313	
Bristol Temple Meads (BRI)	10 d		0915		0938	1031				1131		1138		1231		1300		
Filton Abbey Wood (FIT)	d				0946							1145						
Bristol Parkway (BPW)	7 d		0924		0950	1040				1140		1149		1240		1309		
Yate (YAE)	d				0959							1158						
Cam & Dursley (CDU)	d				1011							1211						
Gloucester (GCR)	7 a	0034	0943	0950	1026			1137	1142			1228	1241			1334	1341	
Gloucester (GCR)	7 d		0944	1002	1027	1038		1127	1138	1149		1223	1236	1249	1322	1335	1349	
Cheltenham Spa (CNM)	a		0956	1010	1036	1047	1109	1135	1148	1158	1209	1231	1246	1258	1309	1332	1345	1358
Cheltenham Spa (CNM)	d			1011	1048	1111				1159	1211		1247	1259	1311	1341	1359	
Ashchurch for Tewkesbury (ASC)	d				1056								1255					
Worcestershire Parkway (WOP)	d									1214				1314			1414	
Worcester Shrub Hill (WOS)	7 a				1114								1311					
Worcester Foregate Street (WOF)	7 a												1321					
Malvern Link (MVL)	a																	
Great Malvern (GMV)	a																	
University (UNI)	a								1238				1338					1438
Birmingham New Street (BHM)	12 a			1049		1149			1245	1249			1345	1349		1419		1445
Derby (DBY)	6 a			1136		1237			1329	1336			1429	1437				1531
Nottingham (NOT)	8 a								1353				1453					1555

Operator	XC	GW	GW	XC	XC	GW	AW	XC	XC	GW	GW	XC	XC	GW	AW	XC	XC	GW
Train ID	1S49	2G05	2E42	1M67	1S51	2G07	2G54	1M98	1S53	2G09	2E46	1M73	1S55	2G10	2G56	1M75	1E63	2G11
Days of operation/Notes	H	C		1◇	J	C		1◇	B	C		1◇	J	C		1◇	K	C
1st Class/Reservations/Bus Catering facilities	1◇	1		1◇	1◇			1◇	1◇	1		1◇	1◇		1◇	1◇	1◇	1
Cardiff Central (CDF)	7 d			1345			1429	1445				1545			1629	1645		
Newport (South Wales) (NWP)	d			1401			1443	1459				1559			1643	1659		
Severn Tunnel Jn (STJ)	d						1454								1655			
Caldicot (CDT)	d						1457								1657			
Chepstow (CPW)	d						1505								1706			
Lydney (LYD)	d						1514								1714			
Bristol Temple Meads (BRI)	10 d	1331		1338		1431			1531		1538		1631				1731	
Filton Abbey Wood (FIT)	d			1345							1545							
Bristol Parkway (BPW)	7 d	1340		1349		1440			1540		1549		1640				1740	
Yate (YAE)	d			1358							1558							
Cam & Dursley (CDU)	d			1413c							1611							
Gloucester (GCR)	7 a			1431	1445		1534	1541			1630	1641			1735	1741		
Gloucester (GCR)	7 d		1425	1438	1449	1512	1525	1535	1549	1623	1637	1649	1710	1723	1736	1749		1822
Cheltenham Spa (CNM)	a	1409	1435	1447	1458	1510	1533	1545	1558	1609	1632	1647	1658	1710	1732	1746	1758	1810
Cheltenham Spa (CNM)	d	1411		1447	1459	1511		1559	1611		1647	1659	1711			1759	1811	
Ashchurch for Tewkesbury (ASC)	d			1456							1656							
Worcestershire Parkway (WOP)	d				1514			1614				1714				1814		
Worcester Shrub Hill (WOS)	7 a			1516							1712							
Worcester Foregate Street (WOF)	7 a			1519							1719							
Malvern Link (MVL)	a																	
Great Malvern (GMV)	a																	
University (UNI)	a			1538				1638			1738					1838		
Birmingham New Street (BHM)	12 a	1456		1545	1550			1645	1649		1745	1750				1845	1850	
Derby (DBY)	6 a	1536		1629	1639			1729	1736		1829	1839				1931	1937	
Nottingham (NOT)	8 a			1653				1754			1854					1957		

NOTES (see introductory pages for explanation of train operator codes and standard symbols)

- a Arrival time
- d Departure time
- c Arrives 4 minutes earlier
- A From Maesteg, see table 126
- B To Edinburgh, see table 050
- C From Swindon, see table 125
- D To Glasgow Central, see table 050
- E From Plymouth to Aberdeen, see table 050
- F From Plymouth to Glasgow Central, see table 050
- G From Paignton, see table 050
- H From Penzance to Edinburgh, see table 050
- J From Plymouth to Edinburgh, see table 050
- K To York, see table 050

Cardiff, Newport and Bristol to Gloucester, Cheltenham Spa, Worcester, Great Malvern, Birmingham, Derby and Nottingham

Sundays

Operator Train ID Days of operation/Notes 1st Class/Reservations/Bus Catering facilities	GW 2E50	XC 1M95	XC 1E67 L	XC 1G68 M	AW 2G58	XC 1M83	XC 1E73 N	GW 2G13 C	GW 2E54	XC 1M85 P	XC 1E75 L	GW 2G14 C	AW 2G60	XC 1M87	GW 2G15 C	GW 2E58	XC 1M80	GW 2E60
Cardiff Central (CDF) d		1745			1829	1845				1945			2025	2045				
Newport (South Wales) (NWP) d		1759			1844	1859				1959			2039	2059				
Severn Tunnel Jn (STJ) d					1855								2049					
Caldicot (CDT) d					1858								2052					
Chepstow (CPW) d					1906								2100					
Lydney (LYD) d					1915								2109					
Bristol Temple Meads (BRI) d	1738		1831				1931		1937		2031					2138	2210	2242
Filton Abbey Wood (FIT) d	1745								1945							2145		2250
Bristol Parkway (BPW) d	1749		1840				1940		1949		2040					2149	2219	2254
Yate (YAE) d	1758								1958							2158		2303
Cam & Dursley (CDU) d	1813e								2011							2211		2315
Gloucester (GCR) a	1829	1841			1935	1941			2030	2045			2131	2142		2226		2330
Gloucester (GCR) d	1839	1849		1923	1936	1949		2024	2036	2049		2124		2149	2224			
Cheltenham Spa (CNM) a	1847	1858	1910	1932	1946	1958	2009	2032	2045	2058	2110	2132		2158	2232		2247	
Cheltenham Spa (CNM) d	1848	1859	1911			1959	2011		2045	2059	2111			2159			2250	
Ashchurch for Tewkesbury (ASC) d	1857								2054									
Worcestershire Parkway (WOP) d		1914				2014				2114				2214				
Worcester Shrub Hill (WOS) a	1913																	
Worcester Foregate Street (WOF) a	1919																	
Malvern Link (MVL) a																		
Great Malvern (GMV) a																		
University (UNI) a		1938				2038				2138				2238				
Birmingham New Street (BHM) a		1945	1950			2045	2055			2145	2150			2245			2341	
Derby (DBY) a		2029	2039			2129	2140				2239							
Nottingham (NOT) a		2054				2154												











Operator Train ID Days of operation/Notes	AW 2G62	GW 2G90 MM C
Cardiff Central (CDF) d	2226	
Newport (South Wales) (NWP) d	2240	
Severn Tunnel Jn (STJ) d	2255	
Caldicot (CDT) d	2258	
Chepstow (CPW) d	2306	
Lydney (LYD) d	2315	
Bristol Temple Meads (BRI) d		
Filton Abbey Wood (FIT) d		
Bristol Parkway (BPW) d		
Yate (YAE) d		
Cam & Dursley (CDU) d		
Gloucester (GCR) a	2338	
Gloucester (GCR) d		0002
Cheltenham Spa (CNM) a		0011
Cheltenham Spa (CNM) d		
Ashchurch for Tewkesbury (ASC) d		
Worcestershire Parkway (WOP) d		
Worcester Shrub Hill (WOS) a		
Worcester Foregate Street (WOF) a		
Malvern Link (MVL) a		
Great Malvern (GMV) a		
University (UNI) a		
Birmingham New Street (BHM) a		
Derby (DBY) a		
Nottingham (NOT) a		











NOTES (see introductory pages for explanation of train operator codes and standard symbols)

- a Arrival time
- d Departure time
- e Arrives 3 minutes earlier
- C From Swindon, see table 125
- L From Plymouth to Leeds, see table 050
- M From London Paddington, see table 125
- N To Leeds, see table 050
- P To Leicester, see table 054
- MM Monday mornings

Nottingham, Derby, Birmingham, Great Malvern and Worcester to Cheltenham Spa, Gloucester, Bristol, Newport and Cardiff

Mondays to Fridays

Operator Train ID Days of operation/Notes 1st Class/Reservations/Bus Catering facilities	GW 1L60 A	AW 2L43 B	GW 2T63	GW 1L62 A	XC 1V01	GW 2T05	XC 1V02	GW 1L64 A	GW 1C71 C	GW 2T06	GW 2072 D	AW 2L47 B	XC 1V42 E	GW 1L66 A	XC 1V03	GW 2074 D	AW 2L49 B	XC 1V44 F	
Nottingham (NOT)  d																			
Derby (DBY)  d													0610		0600				0727
Birmingham New Street (BHM)  d					0500		0537						0712		0730				0812
University (UNI) d															0737				
Great Malvern (GMV) d																			
Malvern Link (MVL) d																			
Worcester Foregate Street (WOF)  d																			
Worcester Shrub Hill (WOS)  d			0520								0707			0724					
Worcestershire Parkway (WOP) d															0758				
Ashchurch for Tewkesbury (ASC) d			0537				0631				0724								
Cheltenham Spa (CNM) a			0546		0604		0640				0733		0750	0756	0814				0850
Cheltenham Spa (CNM) d	0456	0537	0547	0553	0606	0614	0640	0648			0734	0746	0752	0758	0815		0846	0852	
Gloucester (GCR)  a	0505	0549	0556	0602	0614	0623	0649	0657			0743	0756		0808	0823		0856		
Gloucester (GCR)  d		0549	0604		0616	0626	0651		0700	0731	0748	0758			0827	0842	0858		
Cam & Dursley (CDU) d			0617			0639			0713	0746	0801					0855			
Yate (YAE) d			0631			0653			0725	0759	0814					0908			
Bristol Parkway (BPW)  a			0640			0701			0732	0808	0823		0826		0917			0921	
Filton Abbey Wood (FIT) a			0644			0705			0737	0813	0826				0921				
Bristol Temple Meads (BRI)  a			0653			0716			0747	0827	0835		0839		0932			0938	
Lydney (LYD) d		0609			0635		0710						0817					0917	
Chepstow (CPW) d		0618			0645		0720						0826		0853			0926	
Caldicot (CDT) d		0627			0653		0728						0835					0935	
Severn Tunnel Jn (STJ) d		0630			0657		0731						0838					0938	
Newport (South Wales) (NWP) a		0642			0709		0742						0850		0911			0950	
Cardiff Central (CDF)  a		0657			0722		0800						0905		0925			1007	

Operator Train ID Days of operation/Notes 1st Class/Reservations/Bus Catering facilities	GW 1L68 A	XC 1V04	GW 2C12 G	XC 1V45 H	GW 2C12 G	XC 1V46 J	GW 1L70 A	XC 1V05	GW 2076 D	AW 2L53 B	XC 1V48 K	GW 1L72 A	XC 1V06	GW 2F14 L	XC 1V49 H	GW 2F14 L	AW 2G55	XC 1V50 M	
Nottingham (NOT)  d		0704						0808					0907						
Derby (DBY)  d		0738				0827		0841			0931		0940						1031
Birmingham New Street (BHM)  d		0830		0842		0912		0930		1012			1030		1042				1112
University (UNI) d		0837						0937					1037						
Great Malvern (GMV) d			0845											1041					
Malvern Link (MVL) d			0848											1044					
Worcester Foregate Street (WOF)  d			0857											1053					
Worcester Shrub Hill (WOS)  d			0900											1056					
Worcestershire Parkway (WOP) d		0858						0958					1058						
Ashchurch for Tewkesbury (ASC) d			0917											1113					
Cheltenham Spa (CNM) a		0914	0926	0931		0950		1014			1050		1114	1122	1130			1150	
Cheltenham Spa (CNM) d	0859	0915	0926	0932		0952	0959	1015		1045	1052	1059	1115	1123	1131		1145	1152	
Gloucester (GCR)  a	0907	0923	0935		←		1008	1025		1054		1108	1125	1133		←	1154		
Gloucester (GCR)  d		0927	0941		→			1027	1040	1100			1127	1141		→	1159		
Cam & Dursley (CDU) d					0941				1052									1155	
Yate (YAE) d					1007				1106									1208	
Bristol Parkway (BPW)  a				1001	1016	1020			1114		1120				1207	1217		1220	
Filton Abbey Wood (FIT) a					1019				1118						1220			1220	
Bristol Temple Meads (BRI)  a				1012	1028	1032			1126		1131				1219	1229		1233	
Lydney (LYD) d								1046		1119								1218	
Chepstow (CPW) d		0953								1129			1153					1227	
Caldicot (CDT) d										1137								1236	
Severn Tunnel Jn (STJ) d										1140								1239	
Newport (South Wales) (NWP) a		1011						1111		1152			1211					1251	
Cardiff Central (CDF)  a		1025						1125		1209			1225					1305	

NOTES (see introductory pages for explanation of train operator codes and standard symbols)

- a Arrival time
- d Departure time
- A To London Paddington, see table 125
- B To Maesteg, see table 126
- C To Penzance, see table 050
- D To Weymouth, see table 133
- E To Plymouth, see table 050
- F From Leeds to Plymouth, see table 050
- G To Westbury, see table 133
- H From Manchester Piccadilly, see table 077
- J From York to Plymouth, see table 050
- K From Newcastle, see table 050
- L To Warminster, see table 133
- M From Edinburgh to Plymouth, see table 050

Nottingham, Derby, Birmingham, Great Malvern and Worcester to Cheltenham Spa, Gloucester, Bristol, Newport and Cardiff

Mondays to Fridays

Operator	GW	XC	GW	XC	GW	XC	GW	AW	XC	GW	XC	XC	GW	AW	XC	GW	XC	GW	XC
Train ID	1L74	1V07	2C18	1V52	1L76	1V08	2O78	2L59	1V54	1L78	1V09	1V55	2C22	2L61	1V56	1L80	1V10	2O80	
Days of operation/Notes	A	A	N	M	A	A	D	B	M	A	A	A	G	B	P	A	A	D	
1st Class/Reservations/Bus Catering facilities	1 1	1 1		1 1	1 1	1 1	1		1 1	1 1	1 1	1 1			1 1	1 1	1 1	1	
Nottingham (NOT)	3 d					1107					1207						1307		
Derby (DBY)	6 d	1007				1140					1238				1331		1338		
Birmingham New Street (BHM)	12 d	1130		1212		1230			1312		1330	1342			1412		1430		
University (UNI)	d	1137				1237					1337						1437		
Great Malvern (GMV)	d						1242												
Malvern Link (MVL)	d						1245												
Worcester Foregate Street (WOF)	7 d						1254											1451	
Worcester Shrub Hill (WOS)	7 d						1257											1456	
Worcestershire Parkway (WOP)	d	1158				1258					1358						1458		
Ashchurch for Tewkesbury (ASC)	d						1314											1514	
Cheltenham Spa (CNM)	a	1214		1251		1315	1323		1350		1414	1428			1450		1514	1523	
Cheltenham Spa (CNM)	d	1159	1215		1252	1259	1315	1324	1346	1352	1359	1415	1430		1452	1459	1515	1524	
Gloucester (GCR)	7 a	1208	1224			1308	1326	1333	1354		1408	1425			1508	1525	1535		
Gloucester (GCR)	7 d		1227	1242			1328	1338	1359		1427		1440	1457			1527	1540	
Cam & Dursley (CDU)	d			1255				1351					1440	1457				1553	
Yate (YAE)	d			1308				1404					1507					1606	
Bristol Parkway (BPW)	7 a			1317	1320			1415		1422		1459	1515		1520			1615	
Filton Abbey Wood (FIT)	a			1320				1419					1519					1618	
Bristol Temple Meads (BRI)	10 a			1329	1332			1428		1433			1514	1528		1534		1627	
Lydney (LYD)	d					1347		1418						1516					
Chepstow (CPW)	d	1253						1427					1453	1525			1553		
Caldicot (CDT)	d							1436						1534					
Severn Tunnel Jn (STJ)	d							1439						1537					
Newport (South Wales) (NWP)	a		1311			1412		1451				1511		1549			1611		
Cardiff Central (CDF)	7 a		1325			1425		1505				1525		1602			1625		

Operator	XC	GW	XC	XC	GW	AW	XC	GW	XC	GW	XC	GW	AW	XC	GW	XC	GW	XC	GW	AW
Train ID	1V58	1L82	1V11	1V59	2O82	2L65	1V60	1L84	1V12	2C28	1V61	2C28	2L67	1V62	1L86	1V13	2C30	2L69		
Days of operation/Notes	Q	A	R	R	D	B	S	A	A	G	E	G	B	T	A	N	N	B		
1st Class/Reservations/Bus Catering facilities	1 1	1 1	1 1	1 1	1		1 1	1 1	1 1		1 1			1 1	1 1					
Nottingham (NOT)	3 d		1407						1507							1607				
Derby (DBY)	6 d	1431	1438				1528		1538					1631		1638				
Birmingham New Street (BHM)	12 d	1512	1530	1542			1612		1630		1642			1712		1730				
University (UNI)	d		1537						1637							1737				
Great Malvern (GMV)	d									1643										
Malvern Link (MVL)	d									1646										
Worcester Foregate Street (WOF)	7 d									1655										
Worcester Shrub Hill (WOS)	7 d									1658										
Worcestershire Parkway (WOP)	d		1558						1658							1758				
Ashchurch for Tewkesbury (ASC)	d								1709	1715						1809				
Cheltenham Spa (CNM)	a	1550		1614	1628		1650		1718	1723	1728			1750		1818				
Cheltenham Spa (CNM)	d	1552	1559	1615	1630		1646	1652	1659	1719	1724	1730		1745	1752	1759	1819	1846		
Gloucester (GCR)	7 a		1608	1624			1658	1708	1727	1737			←	1758		1807	1827	1855		
Gloucester (GCR)	7 d			1626					1730	1741				1741	1800		1830	1842		
Cam & Dursley (CDU)	d				1641	1700				1741				1754			1830	1842		
Yate (YAE)	d				1654					→				1807			1830	1842		
Bristol Parkway (BPW)	7 a	1621			1700	1716		1721			1758	1816		1821			1830	1842		
Filton Abbey Wood (FIT)	a				1719							1820					1830	1842		
Bristol Temple Meads (BRI)	10 a	1632			1710	1728		1732			1808	1829		1833			1830	1842		
Lydney (LYD)	d		1646			1719			1749					1819				1922		
Chepstow (CPW)	d		1656			1729								1829				1932		
Caldicot (CDT)	d					1737								1837				1940		
Severn Tunnel Jn (STJ)	d					1740								1840				1943		
Newport (South Wales) (NWP)	a		1713			1753			1815					1853		1915		1955		
Cardiff Central (CDF)	7 a		1727			1811			1828					1909		1928		2011		

NOTES (see introductory pages for explanation of train operator codes and standard symbols)

- a Arrival time
- d Departure time
- A To London Paddington, see table 125
- B To Maesteg, see table 126
- D To Weymouth, see table 133
- E To Plymouth, see table 050
- G To Westbury, see table 133
- M From Edinburgh to Plymouth, see table 050
- N To Frome, see table 133
- P From Glasgow Central to Plymouth, see table 050
- Q From Edinburgh to Penzance, see table 050
- R To Paignton, see table 050
- S From Aberdeen to Plymouth, see table 050
- T From Edinburgh, see table 050

Nottingham, Derby, Birmingham, Great Malvern and Worcester to Cheltenham Spa, Gloucester, Bristol, Newport and Cardiff

Mondays to Fridays

Operator	XC	GW	XC	GW	XC	GW	AW	XC	GW	XC	GW	XC	GW	XC	GW	XC	XC	GW	GW
Train ID	1V64	1L88	1V14	2T32	1V65	2T32	2L71	1V66	1L90	1V15	2T34	1V68	1L92	2T36	1V16	1V70	2T96	2B92	U
Days of operation/Notes	M	A	◇		H		B	K	A	◇		◇	◇		◇	◇			
1st Class/Reservations/Bus	◇	◇	◇		◇			◇	◇	◇		◇	◇		◇	◇			
Catering facilities	⚡	⚡	⚡		⚡			⚡	⚡	⚡		⚡	⚡		⚡	⚡			
Nottingham (NOT)	3 d		1707							1805					1908				
Derby (DBY)	6 d		1738					1831		1838		1931			1941	2031			
Birmingham New Street (BHM)	12 d		1830		1842			1912		1930		2012			2030	2112			
University (UNI)	d		1837							1937					2037				
Great Malvern (GMV)	d																		2116
Malvern Link (MVL)	d																		2119
Worcester Foregate Street (WOF)	7 d			1853															2129
Worcester Shrub Hill (WOS)	7 d			1857															2133
Worcestershire Parkway (WOP)	d		1858							1958					2058				
Ashchurch for Tewkesbury (ASC)	d			1913															2150
Cheltenham Spa (CNM)	a	1850	1914	1922	1927			1950		2014		2051			2114	2150	2159		
Cheltenham Spa (CNM)	d	1852	1859	1915	1923	1929		1946	1952	1959	2015		2053	2059	2115	2152	2200	2216	
Gloucester (GCR)	7 a	1902	1909	1924	1934		←	1955		2008	2023		2107		2123	2200	2209	2225	
Gloucester (GCR)	7 d	1908		1927	1942			1942	2000		2027			2111	2125	2205	2211		
Cam & Dursley (CDU)	d				→			1954						2124					2224
Yate (YAE)	d							2007						2136					2238
Bristol Parkway (BPW)	7 a	1936				1957		2016		2020		2116	2121	2145		2231	2246		
Filton Abbey Wood (FIT)	a							2019				2120		2153			2250		
Bristol Temple Meads (BRI)	10 a	1946				2008	2028		2032			2129	2136	2202		2244	2258		
Lydney (LYD)	d							2019									2144		
Chepstow (CPW)	d							2028									2153		
Caldicot (CDT)	d							2037									2202		
Severn Tunnel Jn (STJ)	d							2040									2205		
Newport (South Wales) (NWP)	a			2012				2052		2109							2216		
Cardiff Central (CDF)	7 a			2026				2107		2124							2236c		

Operator	XC	XC	AW	GW
Train ID	1V17	1V71	2G75	2T40
Days of operation/Notes	V	T		
1st Class/Reservations/Bus	◇	◇		
Catering facilities	⚡	⚡		
Nottingham (NOT)	3 d			
Derby (DBY)	6 d	2131		
Birmingham New Street (BHM)	12 d	2130	2212	
University (UNI)	d	2137		
Great Malvern (GMV)	d			
Malvern Link (MVL)	d			
Worcester Foregate Street (WOF)	7 d			
Worcester Shrub Hill (WOS)	7 d			2236
Worcestershire Parkway (WOP)	d	2158		
Ashchurch for Tewkesbury (ASC)	d	2209		2253
Cheltenham Spa (CNM)	a	2220	2250	2303
Cheltenham Spa (CNM)	d	2221	2252	2258
Gloucester (GCR)	7 a	2230		2308
Gloucester (GCR)	7 d			2310
Cam & Dursley (CDU)	d			2317
Yate (YAE)	d			
Bristol Parkway (BPW)	7 a		2320	2346
Filton Abbey Wood (FIT)	a			2350
Bristol Temple Meads (BRI)	10 a		2331	2358
Lydney (LYD)	d			2330
Chepstow (CPW)	d			2339
Caldicot (CDT)	d			2348
Severn Tunnel Jn (STJ)	d			2351
Newport (South Wales) (NWP)	a			0014e
Cardiff Central (CDF)	7 a			0037e

NOTES (see introductory pages for explanation of train operator codes and standard symbols)

- a Arrival time
- d Departure time
- c On Fridays arrives 2229
- e on Fridays arrives Newport 0007 and Cardiff Central 0022
- A To London Paddington, see table 125
- B To Maesteg, see table 126
- H From Manchester Piccadilly, see table 077
- K From Newcastle, see table 050
- M From Edinburgh to Plymouth, see table 050
- T From Edinburgh, see table 050
- U To Swindon, see table 125
- V From Leicester, see table 054

Nottingham, Derby, Birmingham, Great Malvern and Worcester to Cheltenham Spa, Gloucester, Bristol, Newport and Cardiff

Saturdays

Operator Train ID Days of operation/Notes 1st Class/Reservations/Bus Catering facilities	AW 2L43 A	GW 2B62 B 111	XC 1V01 111	GW 2T04 C	XC 1V02 111	GW 1L64 D 111	GW 2T06	GW 2T72 E	AW 2G47	XC 1V42 F 111	GW 1L66 D 111	XC 1V03 111	GW 2O74 G 111	AW 2L49 A	XC 1V44 H 111	GW 1L68 D 111	XC 1V04 111	GW 2C10 J
Nottingham (NOT) 3 d																		
Derby (DBY) 6 d										0610		0600					0703	
Birmingham New Street (BHM) 12 d			0500		0542					0712		0730			0812		0830	
University (UNI) d												0737					0837	
Great Malvern (GMV) d								0636										
Malvern Link (MVL) d								0639										
Worcester Foregate Street (WOF) 7 d								0649										0853
Worcester Shrub Hill (WOS) 7 d								0652										0856
Worcestershire Parkway (WOP) d												0758					0858	
Ashchurch for Tewkesbury (ASC) d					0634			0708										0913
Cheltenham Spa (CNM) a			0601		0643			0717		0750		0814			0850		0914	0922
Cheltenham Spa (CNM) d		0548	0603		0644	0649	0655	0718	0746	0752	0758	0815		0846	0852	0859	0915	0923
Gloucester (GCR) 7 a		0557	0612		0653	0659	0705	0727	0755		0808	0824		0855		0909	0924	0932
Gloucester (GCR) 7 d	0548		0615	0617	0657		0708	0735	0757			0827	0840	0901			0927	0941
Cam & Dursley (CDU) d				0630			0720	0748					0853					↔
Yate (YAE) d				0643			0734	0801					0906					
Bristol Parkway (BPW) 7 a				0652			0742	0810		0820			0915		0921			
Filton Abbey Wood (FIT) a				0655			0746	0814					0919					
Bristol Temple Meads (BRI) 10 a				0708			0754	0830		0836			0928		0934			
Lydney (LYD) d	0607		0635		0716				0816					0920				
Chepstow (CPW) d	0617		0644		0726				0825			0853		0929			0953	
Caldicot (CDT) d	0625		0653		0734				0834					0938				
Severn Tunnel Jn (STJ) d	0628		0656		0739				0838					0941				
Newport (South Wales) (NWP) a	0640		0707		0750				0851			0912		0953			1012	
Cardiff Central (CDF) 7 a	0653		0720		0805				0905			0926		1008			1027	

Operator Train ID Days of operation/Notes 1st Class/Reservations/Bus Catering facilities	XC 1V45 K 111	GW 2C10 J	XC 1V46 L 111	GW 1L70 D 111	XC 1V05 111	GW 2O76 G 111	AW 2L53 A	XC 1V48 M 111	GW 1L72 D 111	XC 1V06 111	GW 2C13 J	XC 1V49 K 111	GW 2C13 J	AW 2G55	XC 1V50 N 111	GW 1L74 D 111	XC 1V07 111	GW 2C14 J
Nottingham (NOT) 3 d					0807					0907								1007
Derby (DBY) 6 d			0828		0842			0931		0938					1031			1038
Birmingham New Street (BHM) 12 d	0842		0912		0930			1012		1030		1042			1112			1130
University (UNI) d					0937					1037								1137
Great Malvern (GMV) d																		
Malvern Link (MVL) d																		
Worcester Foregate Street (WOF) 7 d												1053						
Worcester Shrub Hill (WOS) 7 d												1057						
Worcestershire Parkway (WOP) d					0958					1058								1158
Ashchurch for Tewkesbury (ASC) d											1113							
Cheltenham Spa (CNM) a	0928		0950		1014			1050		1114	1122	1128			1150		1214	
Cheltenham Spa (CNM) d	0929		0952	0959	1015		1041	1052	1059	1115	1123	1129		1146	1152	1159	1215	
Gloucester (GCR) 7 a		↔		1009	1023		1050		1109	1124	1132		↔	1156		1209	1223	
Gloucester (GCR) 7 d		0941			1027	1041	1052			1127	1141		1141	1158			1227	1241
Cam & Dursley (CDU) d		0954				1054					↔		1154					1254
Yate (YAE) d		1007				1108							1207					1307
Bristol Parkway (BPW) 7 a	0958	1016	1020			1116		1121				1157	1216		1225			1316
Filton Abbey Wood (FIT) a		1019				1120							1219					1320
Bristol Temple Meads (BRI) 10 a	1008	1029	1036			1128		1135				1210	1228		1238			1328
Lydney (LYD) d					1046		1111							1217				
Chepstow (CPW) d							1120			1153				1227			1253	
Caldicot (CDT) d							1129							1235				
Severn Tunnel Jn (STJ) d							1132							1238				
Newport (South Wales) (NWP) a					1111		1145			1212				1252			1312	
Cardiff Central (CDF) 7 a					1125		1200			1226				1306			1325	

NOTES (see introductory pages for explanation of train operator codes and standard symbols)

- a Arrival time
- d Departure time
- A To Maesteg, see table 126
- B To Swindon, see table 125
- C Also calls at Stapleton Road 0700 and Lawrence Hill 0704
- D To London Paddington, see table 125
- E Also calls at Stapleton Road 0819 and Lawrence Hill 0824
- F To Plymouth, see table 050
- G To Weymouth, see table 133
- H From Leeds to Plymouth, see table 050
- J To Westbury, see table 133
- K From Manchester Piccadilly, see table 076
- L From York to Plymouth, see table 050
- M From York, see table 050
- N From Edinburgh to Plymouth, see table 050

Nottingham, Derby, Birmingham, Great Malvern and Worcester to Cheltenham Spa, Gloucester, Bristol, Newport and Cardiff

Saturdays

Operator	XC	GW	XC	GW	AW	XC	GW	XC	XC	GW	AW	XC	GW	XC	GW	XC	GW	XC	GW
Train ID	1V52	1L76	1V08	2078	2L59	1V54	1L78	1V09	1V55	2C18	2L61	1V56	2B80	1V10	2080	2C25	1V58	1L82	
Days of operation/Notes	N	D	D	G	A	P	D	P	P	J	A	Q	B	P	R	S	T	D	
1st Class/Reservations/Bus Catering facilities	1◇	1◇	1◇	1◇		1◇	1◇	1◇	1◇			1◇	1◇	1◇	1◇	1◇	1◇	1◇	1◇
Nottingham (NOT)	3 d		1107					1207						1307					
Derby (DBY)	6 d	1131	1138			1231		1238				1331		1338			1431		
Birmingham New Street (BHM)	12 d	1212	1230			1312		1330	1342			1412		1430			1512		
University (UNI)	d		1237					1337						1437					
Great Malvern (GMV)	d																		
Malvern Link (MVL)	d																		
Worcester Foregate Street (WOF)	7 d			1253											1453	1453			
Worcester Shrub Hill (WOS)	7 d			1257											1457	1457			
Worcestershire Parkway (WOP)	d		1258					1358						1458					
Ashchurch for Tewkesbury (ASC)	d			1313											1513	1513			
Cheltenham Spa (CNM)	a	1250	1314	1322		1350		1414	1428			1450		1514	1522	1522	1550		
Cheltenham Spa (CNM)	d	1252	1259	1315	1323	1346	1352	1359	1415	1429		1452	1459	1515	1523	1523	1552	1559	
Gloucester (GCR)	7 a		1309	1323	1333	1355		1409	1424				1509	1524	1532	1532		1609	
Gloucester (GCR)	7 d		1330	1341	1358			1427		1441	1442			1527	1541	1541			
Cam & Dursley (CDU)	d			1354						1454					1554	1554			
Yate (YAE)	d			1407						1507					1607	1607			
Bristol Parkway (BPW)	7 a	1321		1416		1422			1457	1516		1521			1616	1616	1621		
Filton Abbey Wood (FIT)	a			1419						1520					1620	1620			
Bristol Temple Meads (BRI)	10 a	1336		1428		1434			1507	1528		1536			1628	1628	1634		
Lydney (LYD)	d		1349		1417						1501			1553					
Chepstow (CPW)	d				1426			1453			1510								
Caldicot (CDT)	d				1435						1519								
Severn Tunnel Jn (STJ)	d				1438						1524								
Newport (South Wales) (NWP)	a		1414		1450			1511			1537			1611					
Cardiff Central (CDF)	7 a		1429		1507			1525			1553			1625					

Operator	XC	GW	AW	XC	GW	XC	GW	AW	XC	GW	XC	GW	AW	XC	GW	XC	GW	XC	GW
Train ID	1V11	2O82	2L65	1V60	1L84	1V12	2C27	2L67	1V62	2B86	1V13	2C30	2L69	1V64	1L88	1V14	2T31	1V65	
Days of operation/Notes	N	G	A	U	D	P	J	A	P	B	P	V	A	N	D	P		K	
1st Class/Reservations/Bus Catering facilities	1◇	1◇	1◇	1◇	1◇	1◇	1◇	1◇	1◇	1◇	1◇	1◇	1◇	1◇	1◇	1◇	1◇	1◇	1◇
Nottingham (NOT)	3 d	1407				1507					1607					1707			
Derby (DBY)	6 d	1438		1528		1539		1631	1638		1731			1739					
Birmingham New Street (BHM)	12 d	1530		1612		1630		1712	1730		1812			1830					1842
University (UNI)	d	1537				1637			1737					1837					
Great Malvern (GMV)	d																		
Malvern Link (MVL)	d																		
Worcester Foregate Street (WOF)	7 d						1653										1853		
Worcester Shrub Hill (WOS)	7 d						1657										1857		
Worcestershire Parkway (WOP)	d	1558				1658					1758					1858			
Ashchurch for Tewkesbury (ASC)	d						1713			1809							1913		
Cheltenham Spa (CNM)	a	1614		1650		1714	1722	1750	1818		1850			1914		1922	1929		
Cheltenham Spa (CNM)	d	1615		1646	1652	1659	1715	1723	1735	1752	1759	1819	1846	1852	1859	1915	1923	1931	
Gloucester (GCR)	7 a	1623		1655	1709	1725	1732	1744	1809	1827		1855		1907	1925	1932			
Gloucester (GCR)	7 d	1627	1641	1658		1727	1741	1746		1830	1841	1858			1927	1940			
Cam & Dursley (CDU)	d		1654				1754				1854								
Yate (YAE)	d		1707				1807				1907								
Bristol Parkway (BPW)	7 a		1716		1721		1816		1820		1916		1921						1959
Filton Abbey Wood (FIT)	a		1719				1820				1919								
Bristol Temple Meads (BRI)	10 a		1728		1735		1828		1834		1928		1936						2009
Lydney (LYD)	d	1646		1717		1746		1805					1917						
Chepstow (CPW)	d	1656		1726				1815					1927						
Caldicot (CDT)	d			1735				1823					1935						
Severn Tunnel Jn (STJ)	d			1738				1826					1938						
Newport (South Wales) (NWP)	a	1713		1750		1811		1838			1912		1950			2009			
Cardiff Central (CDF)	7 a	1727		1807		1827		1852			1925		2007			2022			

NOTES (see introductory pages for explanation of train operator codes and standard symbols)

- a Arrival time
- d Departure time
- A To Maesteg, see table 126
- B To Swindon, see table 125
- D To London Paddington, see table 125
- G To Weymouth, see table 133
- J To Westbury, see table 133
- K From Manchester Piccadilly, see table 076
- N From Edinburgh to Plymouth, see table 050
- P From Edinburgh, see table 050
- Q From Glasgow Central to Plymouth, see table 050
- R Runs until 10 September. To Weymouth, see table 133
- S Runs from 17 September. To Westbury, see table 133
- T From Edinburgh to Penzance, see table 050
- U From Aberdeen to Penzance, see table 050
- V To Frome, see table 133

Nottingham, Derby, Birmingham, Great Malvern and Worcester to Cheltenham Spa, Gloucester, Bristol, Newport and Cardiff

Saturdays

Operator Train ID Days of operation/Notes 1st Class/Reservations/Bus Catering facilities	GW 2T31	AW 2G71	XC 1V66 P P P	GW 1L90 D D	XC 1V15 D D	XC 1V68 N N N	GW 1L92 D D	GW 2T34	XC 1V16 D D	GW 2B98 B B	XC 1V70 P P	GW 2T38 W W	AW 2G75
Nottingham (NOT) d					1807				1907				
Derby (DBY) d			1828		1838	1931			1938		2031		
Birmingham New Street (BHM) d			1912		1930	2012			2030		2112		
University (UNI) d					1937				2037				
Great Malvern (GMV) d												2124	
Malvern Link (MVL) d												2127	
Worcester Foregate Street (WOF) d												2137	
Worcester Shrub Hill (WOS) d												2140	
Worcestershire Parkway (WOP) d					1958				2058				
Ashchurch for Tewkesbury (ASC) d												2156	
Cheltenham Spa (CNM) a			1950		2014	2050			2114		2150	2205	
Cheltenham Spa (CNM) d		1942	1952	2002	2015	2052	2101		2115	2132	2152	2206	
Gloucester (GCR) a	←	1952		2011	2023		2111		2124	2142	2200	2215	
Gloucester (GCR) d	1940	1958			2027			2111	2127		2205	2217	2309
Cam & Dursley (CDU) d	1953							2124				2231	
Yate (YAE) d	2007							2137				2244	
Bristol Parkway (BPW) a	2015		2022			2120		2144			2230	2252	
Filton Abbey Wood (FIT) a	2019							2149				2256	
Bristol Temple Meads (BRI) a	2027		2036			2134		2158			2240	2304	
Lydney (LYD) d		2017							2146				2328
Chepstow (CPW) d		2027							2156				2338
Caldicot (CDT) d		2035							2204				2346
Severn Tunnel Jn (STJ) d		2039							2207				2349
Newport (South Wales) (NWP) a		2052			2109				2224				0009
Cardiff Central (CDF) a		2107			2122				2245				0030

NOTES (see introductory pages for explanation of train operator codes and standard symbols)

- a Arrival time
- d Departure time
- B To Swindon, see table 125
- D To London Paddington, see table 125
- N From Edinburgh to Plymouth, see table 050
- P From Edinburgh, see table 050
- W From 17 September continues to Frome, see table 133

Nottingham, Derby, Birmingham, Great Malvern and Worcester to Cheltenham Spa, Gloucester, Bristol, Newport and Cardiff

Sundays

Operator Train ID Days of operation/Notes 1st Class/Reservations/Bus Catering facilities	AW 2G49	GW 2T31	GW 2B44 A	XC 1V46 B 1◇ ♣	GW 2T33	AW 2G51	GW 1L50 C 1R ♣	XC 1V02 1◇ ♣	XC 1V48 D 1◇ ♣	GW 2B07 A 1	XC 1V03 1◇ ♣	XC 1V50 E 1◇ ♣	GW 2T37	AW 2G53	XC 1V52 F 1◇ ♣	GW 2B08 A	XC 1V04 1◇ ♣	XC 1V54 G 1◇ ♣	
Nottingham (NOT)																			
Derby (DBY)									0931			0955						1116	
Birmingham New Street (BHM)				0930				1012	1030			1020	1031			1131		1140	1231
University (UNI)								1018				1118						1230	1312
Great Malvern (GMV)																			
Malvern Link (MVL)																			
Worcester Foregate Street (WOF)																			
Worcester Shrub Hill (WOS)					0957								1154						
Worcestershire Parkway (WOP)								1040				1140						1258	
Ashchurch for Tewkesbury (ASC)					1014								1211						
Cheltenham Spa (CNM)				1008	1023			1058	1108		1159	1208	1220		1250		1314	1350	
Cheltenham Spa (CNM)		0925	0939	1010	1023	1038	1054	1100	1110	1155	1200	1210	1222	1235	1252	1301	1318	1352	
Gloucester (GCR)		0935	0948		1033	1047	1106	1109		1205	1209	1210	1232	1245		1311	1328		
Gloucester (GCR)		0845	0940		1040	1048		1111			1211		1238	1246			1330		
Cam & Dursley (CDU)			0954		1054								1253						
Yate (YAE)			1007		1107								1304						
Bristol Parkway (BPW)			1016	1038	1116				1141			1242	1312		1320			1421	
Filton Abbey Wood (FIT)			1019		1119								1315						
Bristol Temple Meads (BRI)			1028	1049	1128				1151			1253	1324		1333			1436	
Lydney (LYD)		0904				1107												1305	
Chepstow (CPW)		0914				1116												1314	
Caldicot (CDT)		0922				1125												1323	
Severn Tunnel Jn (STJ)		0925				1128												1326	
Newport (South Wales) (NWP)		0944				1140		1153				1253		1338				1412	
Cardiff Central (CDF)		1004				1155		1207				1306		1353				1425	











Operator Train ID Days of operation/Notes 1st Class/Reservations/Bus Catering facilities	GW 2B09 A 1	AW 2G55	XC 1V05 1◇ ♣	AW 2G55	GW 2T41	XC 1V56 H 1◇ ♣	GW 1L66 C 1R ♣	XC 1V06 1◇ ♣	XC 1V57 J 1◇ ♣	XC 1V58 K 1◇ ♣	GW 2B11 A	AW 2G57	XC 1V07 1◇ ♣	AW 2G57	GW 2T45	XC 1V60 H 1◇ ♣	GW 1L78 C 1R ♣	XC 1V08 1◇ ♣	
Nottingham (NOT)																			
Derby (DBY)				1216				1316					1416						1512
Birmingham New Street (BHM)				1240		1331		1340		1431			1440			1531			1537
University (UNI)				1330		1412		1430	1442	1512			1530			1612			1630
University (UNI)				1337				1437					1537						1637
Great Malvern (GMV)																			
Malvern Link (MVL)																			
Worcester Foregate Street (WOF)					1344										1547				
Worcester Shrub Hill (WOS)					1357										1554				
Worcestershire Parkway (WOP)			1358					1458					1558					1658	
Ashchurch for Tewkesbury (ASC)					1414										1614				
Cheltenham Spa (CNM)			1414		1423	1450		1514	1524	1550			1614		1623	1650		1714	
Cheltenham Spa (CNM)		1401	1409	1415	1423	1452	1501	1515	1526	1552	1601	1610	1615		1623	1652	1701	1715	
Gloucester (GCR)		1410	1419	1424	1434		1513	1524			1611	1623	1624		1634	1714		1723	
Gloucester (GCR)			1429	1425	1429	1441		1530				1629	1625	1629	1641			1725	
Cam & Dursley (CDU)					1454										1654				
Yate (YAE)					1507										1706				
Bristol Parkway (BPW)					1516	1522			1555	1620					1714	1720			
Filton Abbey Wood (FIT)					1519										1718				
Bristol Temple Meads (BRI)					1528	1536			1608	1636					1727	1734			
Lydney (LYD)				1448											1648				
Chepstow (CPW)				1458											1658				
Caldicot (CDT)				1506											1706				
Severn Tunnel Jn (STJ)				1509											1709				
Newport (South Wales) (NWP)			1507	1521				1612					1708	1721				1807	
Cardiff Central (CDF)			1525	1536				1625					1721	1735				1820	











NOTES (see introductory pages for explanation of train operator codes and standard symbols)

- a Arrival time
- d Departure time
- A To Swindon, see table 125
- B To Plymouth, see table 050
- C To London Paddington, see table 125
- D From Leeds to Plymouth, see table 050
- E From Leeds, see table 050
- F From York to Plymouth, see table 050
- G From Newcastle, see table 050
- H From Edinburgh to Plymouth, see table 050
- J To Paignton, see table 050
- K From Edinburgh, see table 050

Nottingham, Derby, Birmingham, Great Malvern and Worcester to Cheltenham Spa, Gloucester, Bristol, Newport and Cardiff

Sundays

Operator Train ID Days of operation/Notes 1st Class/Reservations/Bus Catering facilities	XC 1V62 K 1◇ ⌘	GW 2B13 A	XC 1V09 1◇ ⌘	GW 2T49	AW 2G59	XC 1V64 H 1◇ ⌘	GW 2B14 A	XC 1V10 1◇ ⌘	XC 1V66 L 1◇ ⌘	GW 2B15 A 1	AW 2G61	XC 1V11 1◇ ⌘	AW 2G61	GW 2T53	XC 1V68 H 1◇ ⌘	GW 2B16 A	XC 1V70 K 1◇ ⌘	GW 2B90 A 1
Nottingham (NOT)  d			1616					1716							1816			
Derby (DBY)  d	1631		1640			1731		1742	1831						1840			1931
Birmingham New Street (BHM)  d	1712		1730			1812		1830	1912						1930			2012
University (UNI) d			1737					1837							1937			2112
Great Malvern (GMV) d																		
Malvern Link (MVL) d																		
Worcester Foregate Street (WOF)  d				1737												1941		
Worcester Shrub Hill (WOS)  d				1757												1953		
Worcestershire Parkway (WOP) d			1758					1858							1958			
Ashchurch for Tewkesbury (ASC) d				1814													2014	
Cheltenham Spa (CNM) a	1750		1814	1823		1850		1914	1950						2014		2050	2150
Cheltenham Spa (CNM) d	1752	1801	1815	1823	1835	1852	1900	1915	1952	2000	2010	2015		2025	2052	2100	2152	2200
Gloucester (GCR)  a		1811	1827	1833	1847		1911	1923		2009	2022	2024	←	2036		2111	2200	2210
Gloucester (GCR)  d			1828	1841	1848			1925			2033	2025	2033	2041				2205
Cam & Dursley (CDU) d				1854							→			2054				
Yate (YAE) d				1907										2107				
Bristol Parkway (BPW)  a	1821			1916		1922			2020					2116	2120			2230
Filton Abbey Wood (FIT) a				1919										2120				
Bristol Temple Meads (BRI)  a	1836			1928		1936			2035					2131	2135			2240
Lydney (LYD) d					1907									2052				
Chepstow (CPW) d					1916									2102				
Caldicot (CDT) d					1925									2111				
Severn Tunnel Jn (STJ) d					1928									2117				
Newport (South Wales) (NWP) a			1911		1946			2007				2107		2133				
Cardiff Central (CDF)  a			1925		2000			2020				2120		2148				

Operator Train ID Days of operation/Notes 1st Class/Reservations/Bus Catering facilities	AW 2G63	GW 2T57	XC 1V72 K 1◇ ⌘	GW 2T57
Nottingham (NOT)  d				
Derby (DBY)  d			2130	
Birmingham New Street (BHM)  d			2212	
University (UNI) d				
Great Malvern (GMV) d				
Malvern Link (MVL) d				
Worcester Foregate Street (WOF)  d		2158		
Worcester Shrub Hill (WOS)  d		2218		
Worcestershire Parkway (WOP) d				
Ashchurch for Tewkesbury (ASC) d		2235		
Cheltenham Spa (CNM) a		2244	2250	
Cheltenham Spa (CNM) d		2245	2252	
Gloucester (GCR)  a		2255		←
Gloucester (GCR)  d	2240	2305		2305
Cam & Dursley (CDU) d		→		2318
Yate (YAE) d				2332
Bristol Parkway (BPW)  a			2320	2341
Filton Abbey Wood (FIT) a				2344
Bristol Temple Meads (BRI)  a			2330	2353
Lydney (LYD) d	2259			
Chepstow (CPW) d	2308			
Caldicot (CDT) d	2317			
Severn Tunnel Jn (STJ) d	2320			
Newport (South Wales) (NWP) a	2332			
Cardiff Central (CDF)  a	2347			

NOTES (see introductory pages for explanation of train operator codes and standard symbols)

- a Arrival time
- d Departure time
- A To Swindon, see table 125
- H From Edinburgh to Plymouth, see table 050
- K From Edinburgh, see table 050
- L From Aberdeen, see table 050