

# Nottingham to Derby, Matlock, Stoke-on-Trent, Crewe and Birmingham, Cardiff and Bristol

## Mondays to Fridays

Operator	EM	EM	XC	EM	EM	XC	EM	EM	XC	EM	XC	EM	XC	EM	EM	EM	XC	EM
Train ID	1B04	2A06	1V42	1F00	2A08	1V03	1B10	1F02	1O06	1F01	1V44	2A10	1V04	1B16	1K53	2L12	1G09	1F07
Days of operation/Notes	B		C	D		◇	B	E	F	G	H		◇	B		J	◇	G
1st Class/Reservations/Bus/Ferry			◇			◇			◇		◇		◇				◇	
Catering facilities	⌘			⌘			⌘	⌘		⌘	⌘							⌘
Lincoln (LCN)	d													0614				
Newark Castle (NCT)	d													0642	0627			
Nottingham (NOT)	8 d	0514				0600	0612		0639				0704	0712	0716	0727	0737	
Beeston (BEE)	d	0519a				0606	0617a		0645				0710	0717a	0723	0733	0743	
Attenborough (ATB)	d					0609							0714			0736a		
Long Eaton (LGE)	d			0610		0620				0657			0724		0731		0752	0804
Spondon (SPO)	d					0627												
Derby (DBY)	6 a			0619		0633			0701	0706			0734		0742		0802	0814
Derby (DBY)	6 d	0542	0610		0633	0638		0655	0713		0727	0735	0738		0745		0806	
Duffield (DFI)	d	0549			0640							0742						
Belper (BLP)	d	0554			0645			0702a				0747						
Ambergate (AMB)	d	0559			0650							0752						
Whatstandwell (WTS)	d	0603			0654							0756						
Cromford (CMF)	d	0608			0659							0801						
Matlock Bath (MTB)	d	0611			0702							0804						
Matlock (MAT)	a	0615			0706							0808						
Peartree (PEA)	d														0748			
Tutbury & Hatton (TUT)	d														0759			
Uttoxeter (UTT)	d														0809			
Blythe Bridge (BYB)	d														0822			
Longton (LGN)	d														0827			
Stoke-on-Trent (SOT)	d														0835			
Longport (LPT)	d														0840			
Kidsgrove (KDG)	d														0846			
Alsager (ASG)	d														0850			
Crewe (CRE)	10 a														0901			
Wilmington (WIL)	d												0745					
Burton-on-Trent (BUT)	d		0620			0650			0723		0738		0752				0818	
Tamworth (TAM)	d		0632			0703			0734		0750		0803				0830	
Wilnecote (WNE)	d					0707							0807				0834	
Water Orton (WTO)	d																0844	
Birmingham New Street (BHM)	12 a		0652			0724			0752		0808		0825				0855	
University (UNI)	a					0736							0836					
Worcestershire Parkway (WOP)	a					0758							0858					
Ashchurch for Tewkesbury (ASC)	a																	
Cheltenham Spa (CNM)	a		0750			0814					0850		0914					
Gloucester (GCR)	7 a					0823							0923					
Lydney (LYD)	a																	
Chepstow (CPW)	a					0853							0953					
Newport (South Wales) (NWP)	a					0911							1011					
Cardiff Central (CDF)	7 a					0925							1025					
Bristol Parkway (BPW)	7 a		0826								0921							
Bristol Temple Meads (BRI)	10 a		0838								0938							

For the complete service between Lincoln and Nottingham see table 57

For the complete service between Stoke-on-Trent and Crewe see table 76

For the complete service between Water Orton and Birmingham see table 54

For the complete service between Birmingham and Cheltenham Spa/Cardiff/Bristol see table 132

NOTES (see introductory pages for explanation of train operator codes and standard symbols)

a Arrival time

d Departure time

B To London St Pancras International, see table 52

C To Plymouth, see table 50

D From Kettering to Sheffield, see table 52

E To Sheffield, see table 53

F To Reading, see table 50










G From London St Pancras International to Sheffield, see table 52

H From Leeds to Plymouth, see table 50

J To Leicester, see table 52

## Nottingham to Derby, Matlock, Stoke-on-Trent, Crewe and Birmingham, Cardiff and Bristol

## Mondays to Fridays

Operator Train ID Days of operation/Notes 1st Class/Reservations/Bus/Ferry Catering facilities	EM	XC 1V46 K	EM 2A12	XC 1V05	EM 1B22 B	EM 1K55	EM 2L14 J	XC 1G12	EM 1F12 G	EM	XC 1V48 L	EM 2A14	XC 1V06	EM 1B28 B	EM 1K57	EM 2L56 M	XC 1G16	EM 1F17 G	
Lincoln (LCN)	d																		0838
Newark Castle (NCT)	d					0736										0841			0906
Nottingham (NOT)	 d			0808	0813	0816	0824	0839					0907	0912	0916	0929	0941		
Beeston (BEE)	d			0814	0818a	0822	0831	0845					0913	0917a	0922	0935			
Attenborough (ATB)	d						0834a									0938a			
Long Eaton (LGE)	d			0827		0831		0854	0902				0926		0931				1002
Spondon (SPO)	d	0810						0901		0910									
Derby (DBY)	 a	0825		0838		0844		0907	0911	0925			0937		0944		1001	1011	
Derby (DBY)	 d		0827	0835	0841	0848		0910			0931	0935	0940		0948		1010		
Duffield (DFI)	d			0842								0942							
Belper (BLP)	d			0847								0947							
Ambergate (AMB)	d			0853								0952							
Whatstandwell (WTS)	d			0857								0956							
Cromford (CMF)	d			0902								1001							
Matlock Bath (MTB)	d			0905								1004							
Matlock (MAT)	a			0909								1008							
Peartree (PEA)	d																		
Tutbury & Hatton (TUT)	d					0902										1002			
Uttoxeter (UTT)	d					0911										1011			
Blythe Bridge (BYB)	d					0925										1025			
Longton (LGN)	d					0930										1030			
Stoke-on-Trent (SOT)	d					0937										1037			
Longport (LPT)	d					0942										1042			
Kidsgrove (KDG)	d					0948										1048			
Alsager (ASG)	d					0952										1052			
Crewe (CRE)	 a					1003										1103			
Willington (WIL)	d												0948						
Burton-on-Trent (BUT)	d	0838		0852				0921			0941		0954				1021		
Tamworth (TAM)	d	0850		0903				0933					1006				1033		
Wilnecote (WNE)	d							0937									1037		
Water Orton (WTO)	d																		
Birmingham New Street (BHM)	 a	0908		0924				0955			1004		1024				1055		
University (UNI)	a			0936									1036						
Worcestershire Parkway (WOP)	a			0958									1058						
Ashchurch for Tewkesbury (ASC)	a																		
Cheltenham Spa (CNM)	a	0950		1014							1050		1114						
Gloucester (GCR)	 a			1025									1125						
Lydney (LYD)	a			1046															
Chepstow (CPW)	a												1153						
Newport (South Wales) (NWP)	a				1111								1211						
Cardiff Central (CDF)	 a			1125									1225						
Bristol Parkway (BPW)	 a		1020								1120								
Bristol Temple Meads (BRI)	 a		1032								1131								

NOTES (see introductory pages for explanation of train operator codes and standard symbols)

a Arrival time

d Departure time

B To London St Pancras International, see table 52

G From London St Pancras International to Sheffield, see table 52

J To Leicester, see table 52

K From York to Plymouth, see table 50

L From Newcastle, see table 40

M From Grimsby Town to Leicester, see table 57/52

## Nottingham to Derby, Matlock, Stoke-on-Trent, Crewe and Birmingham, Cardiff and Bristol

## Mondays to Fridays

Operator	XC	EM	XC	EM	EM	EM	XC	EM	XC	EM	XC	EM	EM	XC	EM	XC	EM	XC
Train ID	1V50	2A16	1V07	1B34	1K59	2L58	1G22	1F22	1V52	2A18	1V08	1B40	2L60	1G24	1F27	1V54	2A20	1V09
Days of operation/Notes	N		1	B		M	1	G	N		1	B	J	1	G	P		1
1st Class/Reservations/Bus/Ferry	1		1				1		1		1			1		1		1
Catering facilities	⚡		⚡	⚡			⚡		⚡		⚡	⚡		⚡		⚡		⚡
Lincoln (LCN)	d					0935							1035					
Newark Castle (NCT)	d				0936	1003							1104					
Nottingham (NOT)	8 d		1007	1012	1016	1027	1041				1107	1112	1127	1141				1207
Beeston (BEE)	d		1013	1017a	1022	1033					1113	1117a	1133					1213
Attenborough (ATB)	d					1036a							1136a					
Long Eaton (LGE)	d		1027		1032		1059				1126				1159			1224
Spondon (SPO)	d																	
Derby (DBY)	6 a		1038		1043		1101	1108			1136			1201	1208			1235
Derby (DBY)	6 d	1031	1035	1041	1047		1110		1131	1135	1140			1210		1231	1234	1238
Duffield (DFI)	d		1042							1142								1241
Belper (BLP)	d		1047							1147								1246
Ambergate (AMB)	d		1053							1152								1251
Whatstandwell (WTS)	d		1057							1156								1255
Cromford (CMF)	d		1103							1201								1300
Matlock Bath (MTB)	d		1106							1204								1303
Matlock (MAT)	a		1110							1208								1307
Peartree (PEA)	d																	
Tutbury & Hatton (TUT)	d				1100													
Uttoxeter (UTT)	d				1109													
Blythe Bridge (BYB)	d				1123													
Longton (LGN)	d				1128													
Stoke-on-Trent (SOT)	d				1135													
Longport (LPT)	d				1140													
Kidsgrove (KDG)	d				1146													
Alsager (ASG)	d				1150													
Crewe (CRE)	10 a				1202													
Willington (WIL)	d																	
Burton-on-Trent (BUT)	d		1052				1121			1151				1221				1250
Tamworth (TAM)	d	1050	1103				1133			1203				1233		1250		1303
Wilnecote (WNE)	d						1137							1237				
Water Orton (WTO)	d																	
Birmingham New Street (BHM)	12 a	1108	1124				1155		1204	1224				1255		1308		1324
University (UNI)	a		1136							1236								1336
Worcestershire Parkway (WOP)	a		1158							1258								1358
Ashchurch for Tewkesbury (ASC)	a																	
Cheltenham Spa (CNM)	a	1150	1214						1251	1315						1350		1414
Gloucester (GCR)	7 a		1224							1325								1425
Lydney (LYD)	a									1346								
Chepstow (CPW)	a		1253															1453
Newport (South Wales) (NWP)	a		1311							1412								1511
Cardiff Central (CDF)	7 a		1325							1425								1525
Bristol Parkway (BPW)	7 a	1220							1320							1422		
Bristol Temple Meads (BRI)	10 a	1233							1332							1433		

NOTES (see introductory pages for explanation of train operator codes and standard symbols)

a Arrival time  
d Departure time

B To London St Pancras International, see table 52  
G From London St Pancras International to Sheffield, see table 52  
J To Leicester, see table 52  
M From Grimsby Town to Leicester, see table 57/52  
N From Edinburgh to Plymouth, see table 50  
P From Edinburgh, see table 40

## Nottingham to Derby, Matlock, Stoke-on-Trent, Crewe and Birmingham, Cardiff and Bristol

## Mondays to Fridays

Operator	EM	EM	EM	XC	XC	EM	XC	EM	XC	EM	EM	XC	EM	XC	EM	XC	EM	XC	EM
Train ID	1B46	1K63	2L62	1V87	1G26	1F32	1V56	2A22	1V10	1B52	1K65	1G30	1F37	1V58	2A24	1V11	1B58	EM	
Days of operation/Notes	B		M	Q	Q	G	R		Q	B		Q	G	S		Q	B		
1st Class/Reservations/Bus/Ferry				Q	Q		Q		Q			Q	Q	Q		Q			
Catering facilities	☞			☞	☞	☞	☞		☞	☞		☞	☞	☞		☞	☞	☞	
Lincoln (LCN)	d		1135																
Newark Castle (NCT)	d	1136	1203								1243							1343	
Nottingham (NOT)	d	1212	1216	1227		1241			1307	1312	1316	1341					1407	1412	1416
Beeston (BEE)	d	1217a	1222	1233					1313	1317a	1322						1413	1417a	1422
Attenborough (ATB)	d			1236a															
Long Eaton (LGE)	d		1231			1259			1324		1331		1358				1424		1432
Spondon (SPO)	d																		
Derby (DBY)	a		1243		1301	1308			1335		1344	1401	1407				1435		1443
Derby (DBY)	d		1248		1253	1310		1331	1334	1338	1348	1410		1431	1433	1438			1448
Duffield (DFI)	d								1341						1440				
Belper (BLP)	d								1346						1445				
Ambergate (AMB)	d								1351						1450				
Whatstandwell (WTS)	d								1355						1454				
Cromford (CMF)	d								1400						1500				
Matlock Bath (MTB)	d								1403						1503				
Matlock (MAT)	a								1407						1507				
Peartree (PEA)	d																		
Tutbury & Hatton (TUT)	d		1302								1402								1502
Uttoxeter (UTT)	d		1311								1411								1511
Blythe Bridge (BYB)	d		1325								1425								1525
Longton (LGN)	d		1330								1430								1530
Stoke-on-Trent (SOT)	d		1337								1437								1537
Longport (LPT)	d		1342								1442								1542
Kidsgrove (KDG)	d		1348								1448								1548
Alsager (ASG)	d		1352								1452								1552
Crewe (CRE)	a		1403								1503								1603
Willington (WIL)	d				1317														
Burton-on-Trent (BUT)	d				1324		1341		1350		1421						1450		
Tamworth (TAM)	d				1336				1403		1433		1450				1503		
Wilnecote (WNE)	d										1437								
Water Orton (WTO)	d																		
Birmingham New Street (BHM)	a			1327	1355		1404		1424		1456		1508				1524		
University (UNI)	a								1436										1536
Worcestershire Parkway (WOP)	a								1458										1558
Ashchurch for Tewkesbury (ASC)	a																		
Cheltenham Spa (CNM)	a						1450		1514				1550				1614		
Gloucester (GCR)	a								1525								1624		
Lydney (LYD)	a																1646		
Chepstow (CPW)	a									1553							1655		
Newport (South Wales) (NWP)	a									1611							1713		
Cardiff Central (CDF)	a									1625							1727		
Bristol Parkway (BPW)	a						1520								1621				
Bristol Temple Meads (BRI)	a						1534								1632				

NOTES (see introductory pages for explanation of train operator codes and standard symbols)

a Arrival time  
d Departure time

B To London St Pancras International, see table 52  
G From London St Pancras International to Sheffield, see table 52  
M From Grimsby Town to Leicester, see table 57/52  
Q From Newcastle to Banbury, see table 50  
R From Glasgow Central to Plymouth, see table 50  
S From Newcastle to Penzance, see table 50

## Nottingham to Derby, Matlock, Stoke-on-Trent, Crewe and Birmingham, Cardiff and Bristol

### Mondays to Fridays

Operator	EM	XC	EM	EM	XC	EM	XC	EM	EM	EM	XC	EM	XC	EM	XC	EM	EM	EM	
Train ID	2L66	1G38	1F42		1V60	2A26	1V12	1B64	1K69	2L68	1G46	1F47	1V62	2A28	1V13	1B98	2L70	EM	
Days of operation/Notes	M	◇	G		T		◇	B		J	◇	G	L		◇	B	M		
1st Class/Reservations/Bus/Ferry																			
Catering facilities																			
Lincoln (LCN)	d	1335								1437								1535	
Newark Castle (NCT)	d	1403							1436	1504								1558	
Nottingham (NOT)	d	1427	1441				1507	1512	1516	1528	1541				1607	1612	1628		
Beeston (BEE)	d	1433					1513	1517a	1522	1534					1613	1617a	1634		
Attenborough (ATB)	d	1436a								1537a							1637a		
Long Eaton (LGE)	d		1459				1524		1531			1559			1624				
Spondon (SPO)	d			1510															
Derby (DBY)	a	1501	1508	1525			1535		1543		1601	1609			1635				
Derby (DBY)	d	1510			1528	1533	1538		1548		1610		1631	1633	1638				1645
Duffield (DFI)	d				1540									1640					
Belper (BLP)	d				1545									1645					
Ambergate (AMB)	d				1550									1650					
Whatstandwell (WTS)	d				1554									1654					
Cromford (CMF)	d				1600									1700					
Matlock Bath (MTB)	d				1603									1703					
Matlock (MAT)	a				1607									1707					
Peartree (PEA)	d																		1655
Tutbury & Hatton (TUT)	d								1602										1722
Uttoxeter (UTT)	d								1611										1742
Blythe Bridge (BYB)	d								1625										1757
Longton (LGN)	d								1630										1807
Stoke-on-Trent (SOT)	d								1637										1817a
Longport (LPT)	d								1642										
Kidsgrove (KDG)	d								1648										
Alsager (ASG)	d								1652										
Crewe (CRE)	a								1703										
Wilmington (WIL)	d	1517																	
Burton-on-Trent (BUT)	d	1524			1539		1550					1621			1650				
Tamworth (TAM)	d	1536					1603					1632		1649	1703				
Wilnecote (WNE)	d											1636							
Water Orton (WTO)	d																		
Birmingham New Street (BHM)	a	1555			1604		1624				1655		1706		1724				
University (UNI)	a						1636								1736				
Worcestershire Parkway (WOP)	a						1658								1758				
Ashchurch for Tewkesbury (ASC)	a						1708								1808				
Cheltenham Spa (CNM)	a				1650		1718						1750		1818				
Gloucester (GCR)	a						1727								1827				
Lydney (LYD)	a						1749												
Chepstow (CPW)	a																		
Newport (South Wales) (NWP)	a						1815								1915				
Cardiff Central (CDF)	a						1828								1928				
Bristol Parkway (BPW)	a				1721								1821						
Bristol Temple Meads (BRI)	a				1732								1833						

NOTES (see introductory pages for explanation of train operator codes and standard symbols)

a Arrival time

d Departure time

B To London St Pancras International, see table 52

G From London St Pancras International to Sheffield, see table 52

J To Leicester, see table 52

L From Newcastle, see table 40

M From Grimsby Town to Leicester, see table 57/52

T From Aberdeen to Plymouth, see table 50

# Nottingham to Derby, Matlock, Stoke-on-Trent, Crewe and Birmingham, Cardiff and Bristol

## Mondays to Fridays

Operator Train ID Days of operation/Notes 1st Class/Reservations/Bus/Ferry Catering facilities	XC 1G52	EM 1F52 G	XC 1V64 N	EM 2A30	EM 1V14	EM 1B76 B	EM 1K73	XC 1G54	EM 1F56 U	EM 2A32	XC 1V66 L	XC 1V15	EM 1B82 B	EM 1K75	EM 2L74 M	XC 1G57	EM 1F62 G
Lincoln (LCN)	d																
Newark Castle (NCT)	d						1639							1736			
Nottingham (NOT)	<b>8</b> d	1641			1707	1712	1716	1741				1805	1810	1816	1836	1845	
Beeston (BEE)	d				1713	1717a	1722					1811	1815a	1822	1842		
Attenborough (ATB)	d														1846a		
Long Eaton (LGE)	d		1659		1723	1724	1732	1753	1804			1821		1831			1903
Spondon (SPO)	d				1736			1800									
Derby (DBY)	<b>6</b> a	1701	1708		1751	1734	1742	1806	1813			1831		1842		1907	1912
Derby (DBY)	<b>6</b> d	1710		1731	1733		1738	1747	1810		1824	1831	1838	1848		1912	
Duffield (DFI)	d				1740						1831						
Belper (BLP)	d				1745						1836						
Ambergate (AMB)	d				1750						1841						
Whatstandwell (WTS)	d				1754						1845						
Cromford (CMF)	d				1800						1850						
Matlock Bath (MTB)	d				1803						1853						
Matlock (MAT)	a				1807						1857						
Peartree (PEA)	d						1750										
Tutbury & Hatton (TUT)	d						1802							1902			
Uttoxeter (UTT)	d						1811							1911			
Blythe Bridge (BYB)	d						1825							1925			
Longton (LGN)	d						1830							1930			
Stoke-on-Trent (SOT)	d						1837							1937			
Longport (LPT)	d						1842							1942			
Kidsgrove (KDG)	d						1848							1948			
Alsager (ASG)	d						1852							1952			
Crewe (CRE)	<b>10</b> a						1903							2003			
Willington (WIL)	d	1717						1817									
Burton-on-Trent (BUT)	d	1724		1742		1750		1824				1850				1923	
Tamworth (TAM)	d	1736				1803		1836			1849	1903				1935	
Wilnecote (WNE)	d					1807										1939	
Water Orton (WTO)	d																
Birmingham New Street (BHM)	<b>12</b> a	1755		1806		1824		1855			1906	1924				1956	
University (UNI)	a					1836						1936					
Worcestershire Parkway (WOP)	a					1858						1958					
Ashchurch for Tewkesbury (ASC)	a																
Cheltenham Spa (CNM)	a			1850		1914					1950	2014					
Gloucester (GCR)	<b>7</b> a			1902		1924						2023					
Lydney (LYD)	a																
Chepstow (CPW)	a																
Newport (South Wales) (NWP)	a					2012						2109					
Cardiff Central (CDF)	<b>7</b> a					2026						2124					
Bristol Parkway (BPW)	<b>7</b> a			1936							2020						
Bristol Temple Meads (BRI)	<b>10</b> a			1946							2032						

**NOTES** (see introductory pages for explanation of train operator codes and standard symbols)

a Arrival time  
d Departure time

B To London St Pancras International, see table 52  
G From London St Pancras International to Sheffield, see table 52  
L From Newcastle, see table 40  
M From Grimsby Town to Leicester, see table 57/52  
N From Edinburgh to Plymouth, see table 50  
U From London St Pancras International to Leeds, see table 53

## Nottingham to Derby, Matlock, Stoke-on-Trent, Crewe and Birmingham, Cardiff and Bristol

## Mondays to Fridays

Operator	XC	EM	XC	EM	EM	EM	XC	EM	EM	EM	XC	EM	EM	XC	XC	EM	EM	XC
Train ID	1V68	2A34	1V16	1B88	1K77	2L76	1G83	1B94	1F67	2A36	1V70	1K79	2L78	1M72	1G89	1B96	1F72	1V71
Days of operation/Notes	N		V	B		J		B	G		P		M	L		B	G	P
1st Class/Reservations/Bus/Ferry	1◇		1◇				1◇				1◇			1◇	1◇			1◇
Catering facilities	⚡		⚡	⚡			⚡	⚡	⚡		⚡		⚡	⚡	⚡	⚡	⚡	⚡
Lincoln (LCN)	d					1837							1934					
Newark Castle (NCT)	d				1845	1902						1945	2003					
Nottingham (NOT)	8 d		1908	1912	1918	1927	1934	2011				2016	2025		2041	2048		
Beeston (BEE)	d		1914	1917a	1924	1933	1941	2016a				2022	2032		2047	2054a		
Attenborough (ATB)	d					1937a							2035a					
Long Eaton (LGE)	d		1928		1934		1953		2003			2031			2056		2103	
Spondon (SPO)	d																	
Derby (DBY)	6 a		1938		1944		2004		2012			2041			2106		2112	
Derby (DBY)	6 d	1931	1936	1941	1948		2010			2024	2031	2047		2053	2110			2131
Duffield (DFI)	d		1943							2031								
Belper (BLP)	d		1948							2036								
Ambergate (AMB)	d		1953							2041								
Whatstandwell (WTS)	d		1957							2045								
Cromford (CMF)	d		2002							2050								
Matlock Bath (MTB)	d		2005							2053								
Matlock (MAT)	a		2009							2057								
Peartree (PEA)	d																	
Tutbury & Hatton (TUT)	d				2002							2102						
Uttoxeter (UTT)	d				2011							2111						
Blythe Bridge (BYB)	d				2025							2125						
Longton (LGN)	d				2030							2130						
Stoke-on-Trent (SOT)	d				2037							2137						
Longport (LPT)	d				2042							2142						
Kidsgrove (KDG)	d				2048							2148						
Alsager (ASG)	d				2052							2152						
Crewe (CRE)	10 a				2103							2203						
Willington (WIL)	d														2117			
Burton-on-Trent (BUT)	d	1941		1953			2021								2124			2141
Tamworth (TAM)	d			2005			2033			2049					2136			2151
Wilnecote (WNE)	d						2037								2140			
Water Orton (WTO)	d																	
Birmingham New Street (BHM)	12 a	2005		2024			2055			2106				2129	2158			2208
University (UNI)	a			2036														
Worcestershire Parkway (WOP)	a			2058														
Ashchurch for Tewkesbury (ASC)	a																	
Cheltenham Spa (CNM)	a	2051		2114						2150								2250
Gloucester (GCR)	7 a			2123						2200								
Lydney (LYD)	a			2143														
Chepstow (CPW)	a			2153														
Newport (South Wales) (NWP)	a			2216														
Cardiff Central (CDF)	7 a			2236c														
Bristol Parkway (BPW)	7 a	2121										2231						2320
Bristol Temple Meads (BRI)	10 a	2136										2244						2330

NOTES (see introductory pages for explanation of train operator codes and standard symbols)

- a** Arrival time  
**d** Departure time  
**c** On Fridays arrives 7 minutes earlier
- B** To London St Pancras International, see table 52  
**G** From London St Pancras International to Sheffield, see table 52  
**J** To Leicester, see table 52  
**L** From Newcastle, see table 40  
**M** From Grimsby Town to Leicester, see table 57/52  
**N** From Edinburgh to Plymouth, see table 50  
**P** From Edinburgh, see table 40  
**V** Also calls at Caldicot 2201 and Severn Tunnel Jn 2204

## Nottingham to Derby, Matlock, Stoke-on-Trent, Crewe and Birmingham, Cardiff and Bristol

## Mondays to Fridays

Operator Train ID Days of operation/Notes 1st Class/Reservations/Bus/Ferry Catering facilities	EM 2A38	EM 1K81	XC 1G90 ◻◇	EM 1B99 B ⌘	EM 2L82 J	EM 1F77 G ⌘	EM 2A40	NT 1Y36 E	XC 1M00 P ◻◇ ⌘	EM 1F82 G ⌘	EM 2A42	EM 2L88 J	EM 1F85 G ⌘	EM 2A82	EM 1F87 A ⌘
Lincoln (LCN)	d														
Newark Castle (NCT)	d														
Nottingham (NOT)	8 d	2119	2136	2140	2158			2215			2257	2320		2348	
Beeston (BEE)	d	2125	2142	2148a	2204							2326a		2353	
Attenborough (ATB)	d		2145		2208a									2357	
Long Eaton (LGE)	d		2134	2153		2159				2258			2359	0003	0152
Spondon (SPO)	d			2200											
Derby (DBY)	6 a		2144	2206		2210		2238		2307	2320		0008	0015	0201
Derby (DBY)	6 d	2137	2148	2210			2233		2250						
Duffield (DFI)	d	2144					2240								
Belper (BLP)	d	2149					2245								
Ambergate (AMB)	d	2154					2250								
Whatstandwell (WTS)	d	2158					2254								
Cromford (CMF)	d	2203					2300								
Matlock Bath (MTB)	d	2206					2303								
Matlock (MAT)	a	2210					2307								
Peartree (PEA)	d														
Tutbury & Hatton (TUT)	d		2202												
Uttoxeter (UTT)	d		2211												
Blythe Bridge (BYB)	d		2225												
Longton (LGN)	d		2230												
Stoke-on-Trent (SOT)	d		2237												
Longport (LPT)	d		2242												
Kidsgrove (KDG)	d		2248												
Alsager (ASG)	d		2252												
Crewe (CRE)	10 a		2303												
Willington (WIL)	d														
Burton-on-Trent (BUT)	d			2221					2300						
Tamworth (TAM)	d			2232					2310						
Wilnecote (WNE)	d			2236											
Water Orton (WTO)	d														
Birmingham New Street (BHM)	12 a			2301					2327						
University (UNI)	a														
Worcestershire Parkway (WOP)	a														
Ashchurch for Tewkesbury (ASC)	a														
Cheltenham Spa (CNM)	a														
Gloucester (GCR)	7 a														
Lydney (LYD)	a														
Chepstow (CPW)	a														
Newport (South Wales) (NWP)	a														
Cardiff Central (CDF)	7 a														
Bristol Parkway (BPW)	7 a														
Bristol Temple Meads (BRI)	10 a														

NOTES (see introductory pages for explanation of train operator codes and standard symbols)

a Arrival time

d Departure time

A From London St Pancras International, see table 52

B To London St Pancras International, see table 52

E To Sheffield, see table 53

G From London St Pancras International to Sheffield, see table 52

J To Leicester, see table 52

P From Edinburgh, see table 40



## Nottingham to Derby, Matlock, Stoke-on-Trent, Crewe and Birmingham, Cardiff and Bristol

## Saturdays

Operator Train ID Days of operation/Notes 1st Class/Reservations/Bus/Ferry Catering facilities	EM 2A06	XC 1V42 B 1◇	EM 2A08	EM 1F00 C	XC 1V03 1◇	EM 1B10 D	EM 1F02 E	XC 1O06 F 1◇	EM 1F03 G	EM 2A10	XC 1V44 H 1◇	XC 1V04 1◇	EM 1B16 D	EM 1K53	EM 2L52 J	XC 1G96 1◇	EM 1F07 G	EM	
Lincoln (LCN)	d																		
Newark Castle (NCT)	d																		
Nottingham (NOT)	8 d		0542		0600	0612		0642				0703	0712	0716		0726	0737		
Beeston (BEE)	d		0548		0606	0617a		0648				0709	0717a	0722		0733	0743		
Attenborough (ATB)	d		0551		0609											0736a			
Long Eaton (LGE)	d		0558	0613	0617				0701			0721		0731			0752	0757	
Spondon (SPO)	d		0605		0624														0810
Derby (DBY)	6 a		0611	0622	0631			0704	0709			0731		0742		0802	0806		0825
Derby (DBY)	6 d	0542	0610	0630		0638		0655	0713		0724	0727	0736		0747		0806		
Duffield (DFI)	d	0549		0637							0731								
Belper (BLP)	d	0554		0642			0702a				0736								
Ambergate (AMB)	d	0559		0647							0741								
Whatstandwell (WTS)	d	0603		0651							0745								
Cromford (CMF)	d	0608		0657							0750								
Matlock Bath (MTB)	d	0611		0659							0753								
Matlock (MAT)	a	0615		0703							0757								
Peartree (PEA)	d														0750				
Tutbury & Hatton (TUT)	d														0801				
Uttoxeter (UTT)	d														0811				
Blythe Bridge (BYB)	d														0823				
Longton (LGN)	d														0828				
Stoke-on-Trent (SOT)	d														0835				
Longport (LPT)	d														0840				
Kidsgrove (KDG)	d														0847				
Alsager (ASG)	d														0851				
Crewe (CRE)	10 a														0902				
Wilmington (WIL)	d											0743							
Burton-on-Trent (BUT)	d		0620		0650			0723			0738	0750				0818			
Tamworth (TAM)	d		0631		0703			0734			0750	0803				0830			
Wilnecote (WNE)	d				0707							0807				0834			
Water Orton (WTO)	d															0844			
Birmingham New Street (BHM)	12 a		0648		0724			0754			0808	0824				0855			
University (UNI)	a				0736							0836							
Worcestershire Parkway (WOP)	a				0758							0858							
Ashchurch for Tewkesbury (ASC)	a																		
Cheltenham Spa (CNM)	a		0750		0814						0850	0914							
Gloucester (GCR)	7 a				0824							0924							
Lydney (LYD)	a																		
Chepstow (CPW)	a				0853							0953							
Newport (South Wales) (NWP)	a				0911							1012							
Cardiff Central (CDF)	7 a				0925							1027							
Bristol Parkway (BPW)	7 a		0820								0921								
Bristol Temple Meads (BRI)	10 a		0836								0934								

NOTES (see introductory pages for explanation of train operator codes and standard symbols)

a Arrival time

d Departure time

B To Plymouth, see table 50

C From Kettering to Sheffield, see table 52

D To London St Pancras International, see table 52

E To Sheffield, see table 53

F To Reading, see table 50

G From London St Pancras International to Sheffield, see table 52

H From Leeds to Plymouth, see table 50

J To Leicester, see table 52

# Nottingham to Derby, Matlock, Stoke-on-Trent, Crewe and Birmingham, Cardiff and Bristol

## Saturdays

Operator	XC	EM	XC	EM	EM	EM	XC	EM	EM	XC	EM	XC	EM	EM	EM	XC	EM	XC
Train ID	1V46	2A12	1V05	1B22	1K55	2L54	1G12	1F12	EM	1V48	2A14	1V06	1B28	1K57	2L56	1G16	1F17	1V50
Days of operation/Notes	K		◇	D		L	◇	G		M		◇	D		J	◇	G	N
1st Class/Reservations/Bus/Ferry	◇		◇				◇			◇		◇				◇		◇
Catering facilities				⌘				⌘				⌘	⌘				⌘	⌘
Lincoln (LCN)	d					0739												0839
Newark Castle (NCT)	d				0736	0806								0841				0907
Nottingham (NOT)	8 d		0807	0812	0816	0831	0841					0907	0912	0917		0841	0929	0941
Beeston (BEE)	d		0813	0817a	0822	0837						0913	0917a	0923			0935	
Attenborough (ATB)	d					0841a											0939a	
Long Eaton (LGE)	d		0826		0831			0859				0924		0932				0959
Spondon (SPO)	d						0858		0910									
Derby (DBY)	6 a		0837		0844		0904	0908	0925			0935		0943		1001	1008	
Derby (DBY)	6 d	0828	0833	0841		0848		0910		0931	0933	0938		0948		1010		1031
Duffield (DFI)	d		0840															
Belper (BLP)	d		0845															
Ambergate (AMB)	d		0850															
Whatstandwell (WTS)	d		0854															
Cromford (CMF)	d		0859															
Matlock Bath (MTB)	d		0902															
Matlock (MAT)	a		0906															
Peartree (PEA)	d																	
Tutbury & Hatton (TUT)	d				0902													1002
Uttoxeter (UTT)	d				0911													1011
Blythe Bridge (BYB)	d				0925													1025
Longton (LGN)	d				0930													1030
Stoke-on-Trent (SOT)	d				0937													1037
Longport (LPT)	d				0942													1042
Kidsgrove (KDG)	d				0948													1048
Alsager (ASG)	d				0952													1052
Crewe (CRE)	10 a				1003													1103
Willington (WIL)	d														0946			
Burton-on-Trent (BUT)	d	0838		0852			0921			0941		0952					1021	
Tamworth (TAM)	d	0851		0904			0933					1003					1033	
Wilnecote (WNE)	d						0937										1037	
Water Orton (WTO)	d																	
Birmingham New Street (BHM)	12 a	0908		0924			0955			1004		1024					1055	1108
University (UNI)	a			0936								1036						
Worcestershire Parkway (WOP)	a			0958								1058						
Ashchurch for Tewkesbury (ASC)	a																	
Cheltenham Spa (CNM)	a	0950		1014						1050		1114						1150
Gloucester (GCR)	7 a			1023								1124						
Lydney (LYD)	a			1046														
Chepstow (CPW)	a											1153						
Newport (South Wales) (NWP)	a			1111								1212						
Cardiff Central (CDF)	7 a			1125								1226						
Bristol Parkway (BPW)	7 a	1020										1121						1225
Bristol Temple Meads (BRI)	10 a	1036										1135						1238

**NOTES** (see introductory pages for explanation of train operator codes and standard symbols)

a Arrival time

d Departure time

D To London St Pancras International, see table 52

G From London St Pancras International to Sheffield, see table 52

J To Leicester, see table 52

K From York to Plymouth, see table 50










L From Cleethorpes to Leicester, see table 57/52

M From York, see table 53

N From Edinburgh to Plymouth, see table 50

## Nottingham to Derby, Matlock, Stoke-on-Trent, Crewe and Birmingham, Cardiff and Bristol

## Saturdays

Operator Train ID Days of operation/Notes 1st Class/Reservations/Bus/Ferry Catering facilities	EM 2A16	XC 1V07	EM 1B34 D	EM 1K59	EM 2L58 P	XC 1G22	EM 1F22 G	XC 1V52 N	EM 2A18	XC 1V08	EM 1B40 D	EM 2L60 J	XC 1G24	EM 1F27 G	XC 1V54 Q	EM 2A20	XC 1V09	EM 1B46 D
Lincoln (LCN)	d				0933								1036					
Newark Castle (NCT)	d			0940	1003								1104					
Nottingham (NOT)	 d	1007	1012	1016	1030	1041				1107	1112	1129	1141				1207	1212
Beeston (BEE)	d	1013	1017a	1022	1036					1113	1117a	1137					1213	1217a
Attenborough (ATB)	d				1040a							1140a						
Long Eaton (LGE)	d		1024		1031		1059			1124				1159				1224
Spondon (SPO)	d																	
Derby (DBY)	 a		1034		1043		1101	1108					1135		1201	1208		1235
Derby (DBY)	 d	1033	1038		1048		1110		1131	1133	1138			1210		1231	1234	1238
Duffield (DFI)	d	1040															1241	
Belper (BLP)	d	1045										1145					1246	
Ambergate (AMB)	d	1050										1150					1251	
Whatstandwell (WTS)	d	1054										1154					1255	
Cromford (CMF)	d	1059										1159					1300	
Matlock Bath (MTB)	d	1102										1202					1303	
Matlock (MAT)	a	1106										1206					1307	
Peartree (PEA)	d																	
Tutbury & Hatton (TUT)	d				1102													
Uttoxeter (UTT)	d				1111													
Blythe Bridge (BYB)	d				1125													
Longton (LGN)	d				1130													
Stoke-on-Trent (SOT)	d				1137													
Longport (LPT)	d				1142													
Kidsgrove (KDG)	d				1148													
Alsager (ASG)	d				1152													
Crewe (CRE)	 a				1203													
Willington (WIL)	d																	
Burton-on-Trent (BUT)	d		1050											1221			1250	1250
Tamworth (TAM)	d		1103			1121		1142		1150				1233			1303	
Wilnecote (WNE)	d					1133				1203				1237				
Water Orton (WTO)	d					1137												
Birmingham New Street (BHM)	 a						1155	1206						1224		1255	1308	1324
University (UNI)	a		1136											1236				1336
Worcestershire Parkway (WOP)	a		1158											1258				1358
Ashchurch for Tewkesbury (ASC)	a																	
Cheltenham Spa (CNM)	a																	1414
Gloucester (GCR)	 a		1214					1250								1350		1424
Lydney (LYD)	a																	
Chepstow (CPW)	a		1253															1453
Newport (South Wales) (NWP)	a		1312															1511
Cardiff Central (CDF)	 a		1325															1525
Bristol Parkway (BPW)	 a																	
Bristol Temple Meads (BRI)	 a																	

NOTES (see introductory pages for explanation of train operator codes and standard symbols)

a Arrival time  
d Departure time

D To London St Pancras International, see table 52  
G From London St Pancras International to Sheffield, see table 52  
J To Leicester, see table 52  
N From Edinburgh to Plymouth, see table 50  
P From Grimsby Town to Leicester, see table 57/52  
Q From Newcastle, see table 40

# Nottingham to Derby, Matlock, Stoke-on-Trent, Crewe and Birmingham, Cardiff and Bristol

## Saturdays

Operator	EM	EM	XC	XC	EM	XC	EM	XC	EM	EM	XC	EM	XC	EM	XC	EM	EM	EM	
Train ID	1K63	2L62	1V87	1G26	1F32	1V56	2A22	1V10	1B52	1K65	1G30	1F37	1V58	2A24	1V11	1B58	1K67	EM	
Days of operation/Notes	L	L	Q	Q	G	R			D			G	S			D		2L66	
1st Class/Reservations/Bus/Ferry			◇	◇		◇			♣		♣		♣		♣	♣		P	
Catering facilities			♣	♣	♣	♣			♣		♣	♣	♣		♣	♣			
Lincoln (LCN)	d		1133																1335
Newark Castle (NCT)	d	1136	1202							1243								1343	1403
Nottingham (NOT)	d	1216	1227		1241				1307	1312	1316	1341				1407	1412	1417	1427
Beeston (BEE)	d	1222	1233						1313	1317a	1322					1413	1417a	1423	1433
Attenborough (ATB)	d		1237a																1437a
Long Eaton (LGE)	d	1231			1259				1324		1331		1359			1424		1432	
Spondon (SPO)	d																		
Derby (DBY)	a	1242			1301	1308			1335		1344	1401	1408			1435		1443	
Derby (DBY)	d	1248		1253	1310		1331	1333	1338		1348	1410		1431	1433	1438		1448	
Duffield (DFI)	d							1340							1440				
Belper (BLP)	d							1345							1445				
Ambergate (AMB)	d							1350							1450				
Whatstandwell (WTS)	d							1354							1454				
Cromford (CMF)	d							1359							1459				
Matlock Bath (MTB)	d							1402							1502				
Matlock (MAT)	a							1406							1506				
Peartree (PEA)	d																		
Tutbury & Hatton (TUT)	d	1302								1402									1502
Uttoxeter (UTT)	d	1311								1411									1511
Blythe Bridge (BYB)	d	1325								1425									1525
Longton (LGN)	d	1330								1430									1530
Stoke-on-Trent (SOT)	d	1337								1437									1537
Longport (LPT)	d	1342								1442									1542
Kidsgrove (KDG)	d	1348								1448									1548
Alsager (ASG)	d	1352								1452									1552
Crewe (CRE)	a	1403								1503									1603
Willington (WIL)	d				1317														
Burton-on-Trent (BUT)	d				1324		1341		1350			1421				1450		1450	
Tamworth (TAM)	d				1336				1403			1433				1503		1503	
Wilnecote (WNE)	d											1437							
Water Orton (WTO)	d																		
Birmingham New Street (BHM)	a			1328	1355		1404		1424			1455		1508		1524			
University (UNI)	a								1436							1536			
Worcestershire Parkway (WOP)	a								1458							1558			
Ashchurch for Tewkesbury (ASC)	a																		
Cheltenham Spa (CNM)	a						1450		1514				1550		1614				
Gloucester (GCR)	a								1524						1623				
Lydney (LYD)	a														1646				
Chepstow (CPW)	a									1553					1655				
Newport (South Wales) (NWP)	a									1611					1713				
Cardiff Central (CDF)	a									1625					1727				
Bristol Parkway (BPW)	a						1521							1621					
Bristol Temple Meads (BRI)	a						1536							1634					

**NOTES** (see introductory pages for explanation of train operator codes and standard symbols)

a Arrival time

d Departure time

D To London St Pancras International, see table 52

G From London St Pancras International to Sheffield, see table 52

L From Cleethorpes to Leicester, see table 57/52

P From Grimsby Town to Leicester, see table 57/52

Q From Newcastle, see table 40

R From Glasgow Central to Plymouth, see table 50

S From Newcastle to Penzance, see table 50

## Nottingham to Derby, Matlock, Stoke-on-Trent, Crewe and Birmingham, Cardiff and Bristol

## Saturdays

Operator Train ID Days of operation/Notes 1st Class/Reservations/Bus/Ferry Catering facilities	XC 1G38	EM 1F42 G	EM T	XC 1V60 T	EM 2A26	XC 1V12	EM 1B64 D	EM 1K69	EM 2L68 J	XC 1G46	EM 1F47 G	XC 1V62 Q	EM 2A28	XC 1V13	EM 1B70 D	EM 2L70 P	XC 1G52	EM 1F52 G
Lincoln (LCN)	d								1437								1533	
Newark Castle (NCT)	d							1438	1506								1604	
Nottingham (NOT)	8 d	1441				1507	1512	1516	1529	1541				1607	1612	1632	1641	
Beeston (BEE)	d					1513	1517a	1522	1535					1613	1617a	1639		
Attenborough (ATB)	d								1539a							1642a		
Long Eaton (LGE)	d		1458			1524		1531			1559			1624				1658
Spondon (SPO)	d			1510														
Derby (DBY)	6 a	1501	1507	1525		1535		1544		1601	1608			1635			1701	1708
Derby (DBY)	6 d	1510			1528	1533	1539	1548		1610		1631	1633	1638			1710	
Duffield (DFI)	d					1540												
Belper (BLP)	d					1545												
Ambergate (AMB)	d					1550												
Whatstandwell (WTS)	d					1554												
Cromford (CMF)	d					1559												
Matlock Bath (MTB)	d					1602												
Matlock (MAT)	a					1606												
Peartree (PEA)	d																	
Tutbury & Hatton (TUT)	d							1602										
Uttoxeter (UTT)	d							1611										
Blythe Bridge (BYB)	d							1625										
Longton (LGN)	d							1630										
Stoke-on-Trent (SOT)	d							1637										
Longport (LPT)	d							1642										
Kidsgrove (KDG)	d							1648										
Alsager (ASG)	d							1652										
Crewe (CRE)	10 a							1703										
Willington (WIL)	d	1517																1717
Burton-on-Trent (BUT)	d	1524			1539	1550				1621				1650				1724
Tamworth (TAM)	d	1536				1603				1633		1649		1703				1736
Wilnecote (WNE)	d									1637								
Water Orton (WTO)	d																	
Birmingham New Street (BHM)	12 a	1555			1603	1624				1655		1706		1724				1755
University (UNI)	a					1636								1736				
Worcestershire Parkway (WOP)	a					1658								1758				
Ashchurch for Tewkesbury (ASC)	a													1808				
Cheltenham Spa (CNM)	a				1650	1714						1750		1818				
Gloucester (GCR)	7 a					1724								1827				
Lydney (LYD)	a					1746												
Chepstow (CPW)	a																	
Newport (South Wales) (NWP)	a						1811							1912				
Cardiff Central (CDF)	7 a					1827								1925				
Bristol Parkway (BPW)	7 a				1721							1820						
Bristol Temple Meads (BRI)	10 a				1735							1834						

NOTES (see introductory pages for explanation of train operator codes and standard symbols)

a Arrival time

d Departure time

D To London St Pancras International, see table 52

G From London St Pancras International to Sheffield, see table 52

J To Leicester, see table 52

P From Grimsby Town to Leicester, see table 57/52

Q From Newcastle, see table 40

T From Aberdeen to Penzance, see table 50

## Nottingham to Derby, Matlock, Stoke-on-Trent, Crewe and Birmingham, Cardiff and Bristol

## Saturdays

Operator	XC	EM	EM	XC	EM	EM	XC	EM	XC	EM	XC	EM	EM	EM	EM	XC	EM	XC	EM
Train ID	1V64	2A30		1V14	1B76	1K73	1G54	1F57	1V66	2A32	1V15	1B82	1K75	2L74	1G57	1F62	1V68	2A34	
Days of operation/Notes	N				D				Q			D		P		G	N		
1st Class/Reservations/Bus/Ferry	◇			◇			◇		◇			◇			◇		◇		
Catering facilities	⌘			⌘	⌘		⌘	⌘	⌘			⌘			⌘	⌘	⌘		
Lincoln (LCN)	d														1731				
Newark Castle (NCT)	d					1636							1736	1758					
Nottingham (NOT)	8 d			1707	1712	1716	1741				1807	1812	1816	1827	1845				
Beeston (BEE)	d			1713	1717a	1722					1813	1817a	1822	1833					
Attenborough (ATB)	d													1837a					
Long Eaton (LGE)	d				1723	1724	1731	1758			1824		1831			1900			
Spondon (SPO)	d				1736														
Derby (DBY)	6 a			1751	1735	1742	1801	1807			1834		1842		1905	1909			
Derby (DBY)	6 d	1731	1732		1739	1746	1810		1828	1833	1838		1848		1910		1931	1934	
Duffield (DFI)	d		1739							1840								1941	
Belper (BLP)	d		1744							1845								1946	
Ambergate (AMB)	d		1749							1850								1951	
Whatstandwell (WTS)	d		1753							1854								1955	
Cromford (CMF)	d		1758							1859								2000	
Matlock Bath (MTB)	d		1801							1902								2003	
Matlock (MAT)	a		1805							1906								2007	
Peartree (PEA)	d					1749													
Tutbury & Hatton (TUT)	d					1802							1902						
Uttoxeter (UTT)	d					1811							1911						
Blythe Bridge (BYB)	d					1825							1925						
Longton (LGN)	d					1830							1930						
Stoke-on-Trent (SOT)	d					1837							1937						
Longport (LPT)	d					1842							1942						
Kidsgrove (KDG)	d					1848							1948						
Alsager (ASG)	d					1852							1952						
Crewe (CRE)	10 a					1903							2003						
Willington (WIL)	d						1817												
Burton-on-Trent (BUT)	d	1741		1750			1824			1850					1921		1941		
Tamworth (TAM)	d			1803			1836		1847	1903					1933				
Wilnecote (WNE)	d			1807											1937				
Water Orton (WTO)	d																		
Birmingham New Street (BHM)	12 a	1804		1824			1855		1904	1924					1955		2004		
University (UNI)	a			1836						1936									
Worcestershire Parkway (WOP)	a			1858						1958									
Ashchurch for Tewkesbury (ASC)	a																		
Cheltenham Spa (CNM)	a	1850		1914					1950	2014							2050		
Gloucester (GCR)	7 a			1924						2023									
Lydney (LYD)	a																		
Chepstow (CPW)	a																		
Newport (South Wales) (NWP)	a				2009					2109									
Cardiff Central (CDF)	7 a				2022					2122									
Bristol Parkway (BPW)	7 a	1921							2022									2120	
Bristol Temple Meads (BRI)	10 a	1936							2036									2134	

NOTES (see introductory pages for explanation of train operator codes and standard symbols)

a Arrival time

d Departure time

D To London St Pancras International, see table 52

G From London St Pancras International to Sheffield, see table 52










N From Edinburgh to Plymouth, see table 50

P From Grimsby Town to Leicester, see table 57/52

Q From Newcastle, see table 40

## Nottingham to Derby, Matlock, Stoke-on-Trent, Crewe and Birmingham, Cardiff and Bristol

## Saturdays










Operator	XC	EM	EM	EM	XC	EM	EM	XC	EM	EM	EM	XC	XC	EM	EM	XC	EM	EM
Train ID	1V16	1B88	1K77	2L76	1G83	1B94	1F67	1V70	2A36	1K79	2L78	1M72	1G89	1F72	1F75	1M80	2A38	1K81
Days of operation/Notes	U	D		J		D	G	V			P	Q		G	G	V		
1st Class/Reservations/Bus/Ferry	◇				◇			◇				◇				◇		
Catering facilities		☞				☞	☞	☞				☞		☞	☞	☞		
Lincoln (LCN)	d			1830							1934							
Newark Castle (NCT)	d			1858						1941	2003							
Nottingham (NOT)	 d	1907	1912	1916	1927	1932	2012			2017	2033		2039					2116
Beeston (BEE)	d	1913	1917a	1922	1933	1938	2017a			2023	2039		2045					2122
Attenborough (ATB)	d				1936a									2042a				
Long Eaton (LGE)	d	1924		1931		1949		1959		2032			2054	2059	2121			2131
Spondon (SPO)	d					1957												
Derby (DBY)	 a	1935		1944		2003		2007		2043			2104	2108	2130			2141
Derby (DBY)	 d	1938		1948		2010		2031	2033	2048		2053	2110			2131	2136	2145
Duffield (DFI)	d								2040									2143
Belper (BLP)	d								2045									2148
Ambergate (AMB)	d								2050									2153
Whatstandwell (WTS)	d								2054									2157
Cromford (CMF)	d								2100									2202
Matlock Bath (MTB)	d								2103									2205
Matlock (MAT)	a								2107									2209
Peartree (PEA)	d																	
Tutbury & Hatton (TUT)	d			2002						2102								2158
Uttoxeter (UTT)	d			2011						2111								2207
Blythe Bridge (BYB)	d			2025						2124								2221
Longton (LGN)	d			2030						2129								2226
Stoke-on-Trent (SOT)	d			2037						2136								2233
Longport (LPT)	d			2042						2141								2238
Kidsgrove (KDG)	d			2048						2148								2244
Alsager (ASG)	d			2052						2152								2248
Crewe (CRE)	 a			2103						2203								2300
Willington (WIL)	d												2117					
Burton-on-Trent (BUT)	d	1950				2021							2124					
Tamworth (TAM)	d	2003				2033		2049					2136			2141		
Wilnecote (WNE)	d					2037							2140			2151		
Water Orton (WTO)	d																	
Birmingham New Street (BHM)	 a	2024				2055		2107				2124	2158			2208		
University (UNI)	a	2036																
Worcestershire Parkway (WOP)	a	2058																
Ashchurch for Tewkesbury (ASC)	a																	
Cheltenham Spa (CNM)	a	2114							2150									
Gloucester (GCR)	 a	2124							2200									
Lydney (LYD)	a	2146																
Chepstow (CPW)	a	2155																
Newport (South Wales) (NWP)	a	2224																
Cardiff Central (CDF)	 a	2245																
Bristol Parkway (BPW)	 a								2230									
Bristol Temple Meads (BRI)	 a								2240									

NOTES (see introductory pages for explanation of train operator codes and standard symbols)

- a Arrival time  
d Departure time
- D To London St Pancras International, see table 52  
G From London St Pancras International to Sheffield, see table 52  
J To Leicester, see table 52  
P From Grimsby Town to Leicester, see table 57/52  
Q From Newcastle, see table 40  
U Also calls at Caldicot 2204 and Severn Tunnel Jn 2207  
V From Edinburgh, see table 40

# Nottingham to Derby, Matlock, Stoke-on-Trent, Crewe and Birmingham, Cardiff and Bristol

## Saturdays

Operator Train ID Days of operation/Notes 1st Class/Reservations/Bus/Ferry Catering facilities	EM 1B00 D	XC 1G90 1◇	EM 2L82 J	EM 1F77 G	XC 1M00 V 1◇	EM 2A40	NT 1Y36 E	EM 2A42	EM 2L86 J	EM 2L88 J	EM 2A78	EM 1D86 A
	⌘			⌘	⌘							⌘
Lincoln (LCN)	d		2042									
Newark Castle (NCT)	d		2110									
Nottingham (NOT)	 d	2125	2137	2149			2215	2219	2233	2318	2323	0006
Beeston (BEE)	d	2130a	2143	2155				2225	2239	2324a	2329	0012
Attenborough (ATB)	d		2146	2158a				2228	2242a		2332	
Long Eaton (LGE)	d		2154		2200			2235			2339	0037
Spondon (SPO)	d		2201									
Derby (DBY)	 a		2207		2211		2237	2247			2353	0046
Derby (DBY)	 d		2213		2229	2233						
Duffield (DFI)	d					2240						
Belper (BLP)	d					2245						
Ambergate (AMB)	d					2250						
Whatstandwell (WTS)	d					2254						
Cromford (CMF)	d					2259						
Matlock Bath (MTB)	d					2302						
Matlock (MAT)	a					2306						
Peartree (PEA)	d											
Tutbury & Hatton (TUT)	d											
Uttoxeter (UTT)	d											
Blythe Bridge (BYB)	d											
Longton (LGN)	d											
Stoke-on-Trent (SOT)	d											
Longport (LPT)	d											
Kidsgrove (KDG)	d											
Alsager (ASG)	d											
Crewe (CRE)	 a											
Willington (WIL)	d											
Burton-on-Trent (BUT)	d		2224		2239							
Tamworth (TAM)	d		2235		2249							
Wilnecote (WNE)	d		2239									
Water Orton (WTO)	d											
Birmingham New Street (BHM)	 a		2304		2308							
University (UNI)	a											
Worcestershire Parkway (WOP)	a											
Ashchurch for Tewkesbury (ASC)	a											
Cheltenham Spa (CNM)	a											
Gloucester (GCR)	 a											
Lydney (LYD)	a											
Chepstow (CPW)	a											
Newport (South Wales) (NWP)	a											
Cardiff Central (CDF)	 a											
Bristol Parkway (BPW)	 a											
Bristol Temple Meads (BRI)	 a											

**NOTES** (see introductory pages for explanation of train operator codes and standard symbols)

**a** Arrival time

**d** Departure time

**A** From London St Pancras International, see table 52

**D** To London St Pancras International, see table 52

**E** To Sheffield, see table 53

**G** From London St Pancras International to Sheffield, see table 52

**J** To Leicester, see table 52

**V** From Edinburgh, see table 40



# Nottingham to Derby, Matlock, Stoke-on-Trent, Crewe and Birmingham, Cardiff and Bristol

## Sundays

Operator Train ID Days of operation/Notes 1st Class/Reservations/Bus/Ferry Catering facilities	EM 2A20	EM 1B04 B	EM 2A18	XC 1V48 C 1◇	EM 2A22	XC 1V03	XC 1V50 D 1◇	EM 1F01 E	EM 1B12 B	XC 1V52 F 1◇	XC 1V04	EM 1F04 G	EM 2A30	EM 1B15 B	XC 1V54 H 1◇	XC 1V05	EM 1F07 G	EM 1B19 B	
Lincoln (LCN)	d																		
Newark Castle (NCT)	d																		
Nottingham (NOT)	8 d	0821	0825		0930	0955			1110		1116		1127	1209		1216		1310	
Beeston (BEE)	d	0826a	0831		0936				1115a				1133	1214a				1315a	
Attenborough (ATB)	d		0834		0939								1136						
Long Eaton (LGE)	d		0842		0946			1037					1143				1240		
Spondon (SPO)	d																		
Derby (DBY)	6 a		0856		0957	1015		1048			1136	1145	1154			1236	1250		
Derby (DBY)	6 d	0756		0931	0959	1020	1031			1131	1140		1156		1231	1240			
Duffield (DFI)	d	0803			1006								1203						
Belper (BLP)	d	0808			1011								1208						
Ambergate (AMB)	d	0813			1016								1213						
Whatstandwell (WTS)	d	0817			1020								1217						
Cromford (CMF)	d	0822			1025								1222						
Matlock Bath (MTB)	d	0825			1028								1225						
Matlock (MAT)	a	0829			1032								1229						
Peartree (PEA)	d																		
Tutbury & Hatton (TUT)	d																		
Uttoxeter (UTT)	d																		
Blythe Bridge (BYB)	d																		
Longton (LGN)	d																		
Stoke-on-Trent (SOT)	d																		
Longport (LPT)	d																		
Kidsgrove (KDG)	d																		
Alsager (ASG)	d																		
Crewe (CRE)	10 a																		
Willington (WIL)	d																		
Burton-on-Trent (BUT)	d					1031				1142	1151					1251			
Tamworth (TAM)	d					1043	1052c				1203				1249	1303			
Wilnecote (WNE)	d																		
Water Orton (WTO)	d																		
Birmingham New Street (BHM)	12 a			1020	1101	1119				1206	1221				1306	1321			
University (UNI)	a				1118						1236					1336			
Worcestershire Parkway (WOP)	a				1139						1258					1358			
Ashchurch for Tewkesbury (ASC)	a																		
Cheltenham Spa (CNM)	a			1108	1159	1208				1250	1314				1350	1414			
Gloucester (GCR)	7 a				1209						1328					1424			
Lydney (LYD)	a																		
Chepstow (CPW)	a																		
Newport (South Wales) (NWP)	a					1253					1412					1507			
Cardiff Central (CDF)	7 a					1306					1425					1524			
Bristol Parkway (BPW)	7 a			1141			1242			1320					1421				
Bristol Temple Meads (BRI)	10 a			1151			1252			1334					1436				

**NOTES** (see introductory pages for explanation of train operator codes and standard symbols)

- a Arrival time
- d Departure time
- c Arrives 3 minutes earlier
- B To London St Pancras International, see table 52
- C From Leeds to Plymouth, see table 50
- D From Leeds, see table 53
- E From Leicester to Sheffield, see table 52
- F From York to Plymouth, see table 50
- G From London St Pancras International to Sheffield, see table 52
- H From Newcastle, see table 40

# Nottingham to Derby, Matlock, Stoke-on-Trent, Crewe and Birmingham, Cardiff and Bristol

## Sundays

Operator	XC	XC	EM	EM	EM	XC	XC	EM	EM	EM	EM	XC	XC	EM	EM	EM	EM	XC
Train ID	1V56	1V06	1F11	2A38	1B24	1V58	1V07	1F16	1K01	2A42	1B29	1V60	1V08	1F20	1K03	2A46	1B35	1V62
Days of operation/Notes	J	J	G		B	H		G			B	J		G			B	H
1st Class/Reservations/Bus/Ferry	◇	◇				◇	◇					◇						◇
Catering facilities	⌘	⌘	⌘		⌘	⌘	⌘				⌘	⌘	⌘				⌘	⌘
Lincoln (LCN)	d																	
Newark Castle (NCT)	d																	
Nottingham (NOT)	8 d	1316		1330	1410		1416			1428	1506		1512			1529	1610	
Beeston (BEE)	d			1336	1415a					1434	1511a					1535	1615a	
Attenborough (ATB)	d			1339						1437						1538		
Long Eaton (LGE)	d		1335	1346				1433		1444				1533		1545		
Spondon (SPO)	d																	
Derby (DBY)	6 a	1337	1344	1358			1436	1442		1455			1533	1542		1556		
Derby (DBY)	6 d	1331	1340	1359		1431	1440		1445	1457		1531	1537		1544	1558		1631
Duffield (DFI)	d			1406						1504						1605		
Belper (BLP)	d			1411						1509						1610		
Ambergate (AMB)	d			1416						1514						1615		
Whatstandwell (WTS)	d			1420						1518						1619		
Cromford (CMF)	d			1426						1523						1624		
Matlock Bath (MTB)	d			1429						1526						1627		
Matlock (MAT)	a			1432						1530						1631		
Peartree (PEA)	d																	
Tutbury & Hatton (TUT)	d								1457						1556			
Uttoxeter (UTT)	d								1506						1606			
Blythe Bridge (BYB)	d								1519						1619			
Longton (LGN)	d								1524						1624			
Stoke-on-Trent (SOT)	d								1533						1633			
Longport (LPT)	d								1538						1638			
Kidsgrove (KDG)	d								1545						1645			
Alsager (ASG)	d								1549						1649			
Crewe (CRE)	10 a								1601						1701			
Willington (WIL)	d																	
Burton-on-Trent (BUT)	d	1342	1351				1451					1541	1548					
Tamworth (TAM)	d		1403			1449	1503						1600					1649
Wilnecote (WNE)	d												1604					
Water Orton (WTO)	d																	
Birmingham New Street (BHM)	12 a	1406	1421			1506	1521					1604	1621					1706
University (UNI)	a		1436				1536						1636					
Worcestershire Parkway (WOP)	a		1458				1558						1658					
Ashchurch for Tewkesbury (ASC)	a																	
Cheltenham Spa (CNM)	a	1450	1514			1550	1614					1650	1714					1750
Gloucester (GCR)	7 a		1524				1624						1723					
Lydney (LYD)	a																	
Chepstow (CPW)	a																	
Newport (South Wales) (NWP)	a		1612				1707						1807					
Cardiff Central (CDF)	7 a		1625				1720						1820					
Bristol Parkway (BPW)	7 a	1522				1620						1720						1821
Bristol Temple Meads (BRI)	10 a	1536				1636						1734						1836

**NOTES** (see introductory pages for explanation of train operator codes and standard symbols)

a Arrival time  
d Departure time

B To London St Pancras International, see table 52  
G From London St Pancras International to Sheffield, see table 52  
H From Newcastle, see table 40  
J From Edinburgh to Plymouth, see table 50

# Nottingham to Derby, Matlock, Stoke-on-Trent, Crewe and Birmingham, Cardiff and Bristol

## Sundays

Operator	XC	EM	EM	EM	EM	EM	XC	XC	EM	EM	EM	EM	XC	XC	EM	EM	EM	EM	
Train ID	1V09	1F24	1K05	2A50	1F26	1B41	1V64	1V10	1K07	2A54	1F32	1B47	1V66	1V11	1K09	2A58	1F38	1B52	
Days of operation/Notes		G			G	B	J				G	B	K				G	B	
1st Class/Reservations/Bus/Ferry	◇						◇						◇						
Catering facilities	☞	☞			☞	☞	☞	☞			☞	☞	☞	☞			☞	☞	
Lincoln (LCN)	d																		
Newark Castle (NCT)	d																		
Nottingham (NOT)	8 d	1616			1628		1710		1716		1729		1810		1816		1825		1906
Beeston (BEE)	d				1634		1715a				1735		1815a				1831		1911a
Attenborough (ATB)	d				1637						1738						1834		
Long Eaton (LGE)	d		1633		1644	1704					1745	1800					1841	1900	
Spondon (SPO)	d																		
Derby (DBY)	6 a	1636	1642		1655	1713			1738		1756	1809			1836		1852	1909	
Derby (DBY)	6 d	1640		1645	1657			1731	1742	1746	1758			1831	1840	1845	1854		
Duffield (DFI)	d				1704						1805						1901		
Belper (BLP)	d				1709						1810						1906		
Ambergate (AMB)	d				1714						1815						1911		
Whatstandwell (WTS)	d				1718						1819						1915		
Cromford (CMF)	d				1723						1824						1920		
Matlock Bath (MTB)	d				1726						1827						1923		
Matlock (MAT)	a				1730						1831						1927		
Peartree (PEA)	d																		
Tutbury & Hatton (TUT)	d			1657						1758					1857				
Uttoxeter (UTT)	d			1706						1807					1906				
Blythe Bridge (BYB)	d			1719						1820					1919				
Longton (LGN)	d			1724						1825					1924				
Stoke-on-Trent (SOT)	d			1733						1833					1933				
Longport (LPT)	d			1738						1838					1938				
Kidsgrove (KDG)	d			1745						1845					1945				
Alsager (ASG)	d			1749						1849					1949				
Crewe (CRE)	10 a			1801						1901					2001				
Willington (WIL)	d																		
Burton-on-Trent (BUT)	d	1651						1741	1753										
Tamworth (TAM)	d	1703							1804				1849	1851					
Wilnecote (WNE)	d																		
Water Orton (WTO)	d																		
Birmingham New Street (BHM)	12 a							1804	1823				1906	1921					
University (UNI)	a	1736							1836						1936				
Worcestershire Parkway (WOP)	a	1758							1858						1958				
Ashchurch for Tewkesbury (ASC)	a																		
Cheltenham Spa (CNM)	a	1814					1850	1914					1950	2014					
Gloucester (GCR)	7 a	1827						1923						2024					
Lydney (LYD)	a																		
Chepstow (CPW)	a																		
Newport (South Wales) (NWP)	a	1911							2007						2107				
Cardiff Central (CDF)	7 a	1925							2020						2120				
Bristol Parkway (BPW)	7 a							1922					2020						
Bristol Temple Meads (BRI)	10 a							1936					2035						

**NOTES** (see introductory pages for explanation of train operator codes and standard symbols)

a Arrival time  
d Departure time

B To London St Pancras International, see table 52  
G From London St Pancras International to Sheffield, see table 52  
J From Edinburgh to Plymouth, see table 50  
K From Aberdeen, see table 50

## Nottingham to Derby, Matlock, Stoke-on-Trent, Crewe and Birmingham, Cardiff and Bristol

## Sundays

Operator	XC	XC	EM	EM	EM	EM	XC	XC	EM	EM	EM	EM	XC	XC	EM	EM	EM	XC
Train ID	1V68	1G62	1K11	2A62	1B55	1F44	1V70	1G89	1K13	2A66	1F50	1B60	1V72	1G90	2A70	1B62	1F52	1M00
Days of operation/Notes	J				B	G	L				G	B	L			M	G	L
1st Class/Reservations/Bus/Ferry	1◇						1◇						1◇					1◇
Catering facilities	⚡				⚡	⚡	⚡				⚡	⚡	⚡			⚡	⚡	⚡
Lincoln (LCN)	d																	
Newark Castle (NCT)	d																	
Nottingham (NOT)	8 d	1915		1923	1959			2016		2024		2109		2117	2122	2150		
Beeston (BEE)	d			1929	2004a					2030		2114a			2128	2155a		
Attenborough (ATB)	d			1932						2033					2131			
Long Eaton (LGE)	d			1939		2000				2041	2100				2138		2200	
Spondon (SPO)	d																	
Derby (DBY)	6 a	1937		1950		2009		2036		2052	2109			2139	2149		2209	
Derby (DBY)	6 d	1931	1941	1945	1951			2031	2040	2044	2053		2130	2142	2153			2231
Duffield (DFI)	d			1958							2100				2200			
Belper (BLP)	d			2003							2105				2205			
Ambergate (AMB)	d			2008							2110				2210			
Whatstandwell (WTS)	d			2012							2114				2214			
Cromford (CMF)	d			2018							2120				2220			
Matlock Bath (MTB)	d			2021							2123				2223			
Matlock (MAT)	a			2025							2127				2226			
Peartree (PEA)	d																	
Tutbury & Hatton (TUT)	d			1957					2056									
Uttoxeter (UTT)	d			2006					2105									
Blythe Bridge (BYB)	d			2019					2118									
Longton (LGN)	d			2024					2124									
Stoke-on-Trent (SOT)	d			2034					2130									
Longport (LPT)	d			2039					2135									
Kidsgrove (KDG)	d			2046					2142									
Alsager (ASG)	d			2050					2146									
Crewe (CRE)	10 a			2102					2159									
Willington (WIL)	d																	
Burton-on-Trent (BUT)	d	1941	1952										2140	2153				2241
Tamworth (TAM)	d		2003				2049	2103					2150	2205				2251
Wilnecote (WNE)	d		2007											2209				
Water Orton (WTO)	d																	
Birmingham New Street (BHM)	12 a	2004	2025							2105	2121			2207	2226			2309
University (UNI)	a																	
Worcestershire Parkway (WOP)	a																	
Ashchurch for Tewkesbury (ASC)	a																	
Cheltenham Spa (CNM)	a	2050											2250					
Gloucester (GCR)	7 a						2150											
Lydney (LYD)	a						2200											
Chepstow (CPW)	a																	
Newport (South Wales) (NWP)	a																	
Cardiff Central (CDF)	7 a																	
Bristol Parkway (BPW)	7 a	2120											2320					
Bristol Temple Meads (BRI)	10 a	2135											2330					

NOTES (see introductory pages for explanation of train operator codes and standard symbols)

a Arrival time  
d Departure time

B To London St Pancras International, see table 52  
G From London St Pancras International to Sheffield, see table 52  
J From Edinburgh to Plymouth, see table 50  
L From Edinburgh, see table 40  
M To Leicester, see table 52

## Nottingham to Derby, Matlock, Stoke-on-Trent, Crewe and Birmingham, Cardiff and Bristol

### Sundays

Operator	EM	EM	EM
Train ID	1F58	1F62	1D61
Days of operation/Notes	G	G	A
Catering facilities	CP	CP	CP
Lincoln (LCN)	d		
Newark Castle (NCT)	d		
Nottingham (NOT)	8 d		2333
Beeston (BEE)	d		2320e
Attenborough (ATB)	d		
Long Eaton (LGE)	d	2230	2330
Spondon (SPO)	d		
Derby (DBY)	6 a	2239	2339 2350
Derby (DBY)	6 d		
Duffield (DFI)	d		
Belper (BLP)	d		
Ambergate (AMB)	d		
Whatstandwell (WTS)	d		
Cromford (CMF)	d		
Matlock Bath (MTB)	d		
Matlock (MAT)	a		
Peartree (PEA)	d		
Tutbury & Hatton (TUT)	d		
Uttoxeter (UTT)	d		
Blythe Bridge (BYB)	d		
Longton (LGN)	d		
Stoke-on-Trent (SOT)	d		
Longport (LPT)	d		
Kidsgrove (KDG)	d		
Alsager (ASG)	d		
Crewe (CRE)	10 a		
Willington (WIL)	d		
Burton-on-Trent (BUT)	d		
Tamworth (TAM)	d		
Wilnecote (WNE)	d		
Water Orton (WTO)	d		
Birmingham New Street (BHM)	12 a		
University (UNI)	a		
Worcestershire Parkway (WOP)	a		
Ashchurch for Tewkesbury (ASC)	a		
Cheltenham Spa (CNM)	a		
Gloucester (GCR)	7 a		
Lydney (LYD)	a		
Chepstow (CPW)	a		
Newport (South Wales) (NWP)	a		
Cardiff Central (CDF)	7 a		
Bristol Parkway (BPW)	7 a		
Bristol Temple Meads (BRI)	10 a		

**NOTES** (see introductory pages for explanation of train operator codes and standard symbols)

- a Arrival time
- d Departure time
- e Calls at Beeston before Nottingham

- A From London St Pancras International, see table 52
- G From London St Pancras International to Sheffield, see table 52

Bristol, Cardiff, Birmingham, Crewe, Stoke-on-Trent, Matlock and Derby to Nottingham

**Mondays to Fridays**

Operator Train ID Days of operation/Notes 1st Class/Reservations/Bus/Ferry Catering facilities	EM 1C00 MX B	EM 1C00 MO B	EM 1C01 MO B	EM 1B04 B	EM 2A01	EM 1C05 C	XC 2A00	EM 1C08 C	EM 1C11 C	XC 1S31 D	EM 2A13	EM 1D01 E	EM 2L57 F	XC 1D50	XC 1E38 G	EM 1D06 A	EM 2N25	EM 1C17 C	
	⌘	⌘	⌘	⌘		⌘	⌘◇	⌘	⌘	⌘◇		⌘		⌘◇	⌘◇	⌘		⌘	
Bristol Temple Meads (BRI)	10	d																	
Bristol Parkway (BPW)	7	d																	
Cardiff Central (CDF)	7	d																	
Newport (South Wales) (NWP)		d																	
Chepstow (CPW)		d																	
Lydney (LYD)		d																	
Gloucester (GCR)	7	d																	
Cheltenham Spa (CNM)		d																	
Ashchurch for Tewkesbury (ASC)		d																	
Worcestershire Parkway (WOP)		d																	
University (UNI)		d																	
Birmingham New Street (BHM)	12	d								0603				0619	0630				
Water Orton (WTO)		d																	
Wilnecote (WNE)		d												0634					
Tamworth (TAM)		d												0638					
Burton-on-Trent (BUT)		d												0650					
Willington (WIL)		d																	
Crewe (CRE)	10	d																	0608
Alsager (ASG)		d																	0617
Kidsgrove (KDG)		d																	0621
Longport (LPT)		d																	0627
Stoke-on-Trent (SOT)		d																	0633
Longton (LGN)		d																	0639
Blythe Bridge (BYB)		d																	0645
Uttoxeter (UTT)		d																	0657
Tutbury & Hatton (TUT)		d																	0706
Peartree (PEA)		d																	0718
Matlock (MAT)		d												0619					
Matlock Bath (MTB)		d												0621					
Cromford (CMF)		d												0624					
Whatstandwell (WTS)		d												0629					
Ambergate (AMB)		d												0635					
Belper (BLP)		d												0640					
Duffield (DFI)		d												0644					
Derby (DBY)	6	a								0635	0652								
Derby (DBY)	6	d	0357	0420	0440	0447	0522	0530	0558	0602	0628					0708		0724	0733
Spondon (SPO)		d					0527									0712			
Long Eaton (LGE)		d	0404a	0428a	0447a	0456	0534	0537a		0609a	0635a							0735	0740a
Attenborough (ATB)		d					0545												0745
Beeston (BEE)		d					0519c	0549		0613			0707	0725	0730		0743	0749	
Nottingham (NOT)	6	a					0507	0600		0619			0713	0732	0736		0750	0756	
Newark Castle (NCT)		a												0802					0833
Lincoln (LCN)		a												0837					

NOTES (see introductory pages for explanation of train operator codes and standard symbols)

- a Arrival time
- d Departure time
- c Calls at Beeston after Nottingham

- A From London St Pancras International, see table 52
- B To London St Pancras International, see table 52
- C From Sheffield to London St Pancras International, see table 52
- D To Edinburgh, see table 40
- E From Kettering, see table 52
- F From Leicester, see table 52
- G To Newcastle, see table 40

- MO Mondays only
- MX Not Mondays

Bristol, Cardiff, Birmingham, Crewe, Stoke-on-Trent, Matlock and Derby to Nottingham

**Mondays to Fridays**

Operator Train ID Days of operation/Notes 1st Class/Reservations/Bus/Ferry Catering facilities	XC 1D51	XC 1S33 G	EM 2A15	EM	EM 2L59 H	XC 1D52	EM 2N29	EM 1C23 C	EM 1D11 A	XC 1D53	XC 1S35 D	EM 2A17	EM 2L61 F	EM	XC 1D54	EM 1C29 C	EM 1D16 A	XC 1M00 J
	1◇	1◇ ⚡				1◇ ⚡		⚡	⚡	1◇	1◇ ⚡				1◇ ⚡	⚡	⚡	1◇
Bristol Temple Meads (BRI)	10	d									0634							
Bristol Parkway (BPW)	7	d									0643							
Cardiff Central (CDF)	7	d																0640
Newport (South Wales) (NWP)		d																0654
Chepstow (CPW)		d																0715
Lydney (LYD)		d																0724
Gloucester (GCR)	7	d																0745
Cheltenham Spa (CNM)		d									0713							0755
Ashchurch for Tewkesbury (ASC)		d																0803
Worcestershire Parkway (WOP)		d																0814
University (UNI)		d																0839
Birmingham New Street (BHM)	12	d	0649	0703			0719			0749	0803				0819			0849
Water Orton (WTO)		d																
Wilnecote (WNE)		d				0734												0904
Tamworth (TAM)		d	0706	0719		0738				0806	0819				0836			0908
Burton-on-Trent (BUT)		d	0718	0730		0750				0818	0830				0847			0920
Willington (WIL)		d	0724							0824								
Crewe (CRE)	10	d					0702											
Alsager (ASG)		d					0711											
Kidsgrove (KDG)		d					0715											
Longport (LPT)		d					0721											
Stoke-on-Trent (SOT)		d					0727											
Longton (LGN)		d					0733											
Blythe Bridge (BYB)		d					0739											
Uttoxeter (UTT)		d					0751											
Tutbury & Hatton (TUT)		d					0800											
Peartree (PEA)		d					0812											
Matlock (MAT)		d		0712								0813						
Matlock Bath (MTB)		d		0714								0815						
Cromford (CMF)		d		0717								0818						
Whatstandwell (WTS)		d		0722								0823						
Ambergate (AMB)		d		0728								0829						
Belper (BLP)		d		0733								0834						
Duffield (DFI)		d		0738								0838						
Derby (DBY)	6	a	0733	0740	0746		0804	0816		0833	0840	0846			0859			0932
Derby (DBY)	6	d	0742			0753	0809	0823	0832	0840				0853	0912	0932		0940
Spondon (SPO)		d	0746			0809a								0909a				
Long Eaton (LGE)		d	0753				0818	0832	0839a	0849						0940a		0949
Attenborough (ATB)		d				0819							0918					
Beeston (BEE)		d	0801			0823	0827	0840		0850	0900		0922				0944	0957
Nottingham (NOT)	6	a	0808			0830	0834	0847		0857	0906		0931		0933		0949	1003
Newark Castle (NCT)		a				0900		0922										
Lincoln (LCN)		a				0930												

NOTES (see introductory pages for explanation of train operator codes and standard symbols)

- a Arrival time
- d Departure time
- A From London St Pancras International, see table 52
- C From Sheffield to London St Pancras International, see table 52
- D To Edinburgh, see table 40
- F From Leicester, see table 52
- G To Newcastle, see table 40
- H From Leicester to Grimsby Town, see table 52/57
- J Also calls at Severn Tunnel Jn 0704 and Caldicot 0707

Bristol, Cardiff, Birmingham, Crewe, Stoke-on-Trent, Matlock and Derby to Nottingham

**Mondays to Fridays**

Operator	XC	EM	XC	EM	EM	EM	EM	XC	XC	EM	XC	EM	EM	EM	EM	EM	XC	XC	EM
Train ID	1S37	2A19	1D55	2L63	1D21	2N37	1C35	1M92	1S39	2A21	1D57	2L65	1D26	2N41	1C41	1M01	1S41	2A23	
Days of operation/Notes	K		1◇	H	A		C	1◇	L		1◇	F	A		C	1◇	K		
1st Class/Reservations/Bus/Ferry	1◇		1◇					1◇	1◇		1◇					1◇	1◇		
Catering facilities	⌘		⌘		⌘		⌘	⌘	⌘		⌘		⌘		⌘	⌘	⌘		
Bristol Temple Meads (BRI)	10 d	0735							0835									0932	
Bristol Parkway (BPW)	7 d	0744							0844									0944e	
Cardiff Central (CDF)	7 d							0745									0845		
Newport (South Wales) (NWP)	d							0801									0900		
Chepstow (CPW)	d																0919		
Lydney (LYD)	d							0827											
Gloucester (GCR)	7 d							0849									0949		
Cheltenham Spa (CNM)	d	0815						0859	0915								0959	1015	
Ashchurch for Tewkesbury (ASC)	d																		
Worcestershire Parkway (WOP)	d							0914									1014		
University (UNI)	d							0939									1039		
Birmingham New Street (BHM)	12 d	0903		0912				0949	1003		1012						1049	1103	
Water Orton (WTO)	d																		
Wilnecote (WNE)	d																1105		
Tamworth (TAM)	d			0929				1006	1019		1029						1109		
Burton-on-Trent (BUT)	d	0926		0941				1018			1041						1120	1126	
Willington (WIL)	d							1024											
Crewe (CRE)	10 d					0908										1008			
Alsager (ASG)	d					0917										1017			
Kidsgrove (KDG)	d					0921										1021			
Longport (LPT)	d					0927										1027			
Stoke-on-Trent (SOT)	d					0933										1033			
Longton (LGN)	d					0939										1039			
Blythe Bridge (BYB)	d					0945										1045			
Uttoxeter (UTT)	d					0957										1057			
Tutbury & Hatton (TUT)	d					1006										1106			
Peartree (PEA)	d																		
Matlock (MAT)	d		0914								1013							1115	
Matlock Bath (MTB)	d		0916								1015							1117	
Cromford (CMF)	d		0919								1018							1120	
Whatstandwell (WTS)	d		0924								1023							1125	
Ambergate (AMB)	d		0930								1029							1131	
Belper (BLP)	d		0935								1034							1136	
Duffield (DFI)	d		0939								1039							1140	
Derby (DBY)	6 a	0936	0947	0952		1019		1032	1038	1047	1052				1119		1132	1136	1149
Derby (DBY)	6 d			0959		1022	1034	1039			1059				1123	1133	1140		
Spondon (SPO)	d																		
Long Eaton (LGE)	d					1031	1041a	1049								1133	1140a	1149	
Attenborough (ATB)	d				1024							1119							
Beeston (BEE)	d				1028	1044	1049	1057				1123	1142	1146			1157		
Nottingham (NOT)	6 a			1023	1033	1050	1056	1103			1122	1131	1150	1154			1204		
Newark Castle (NCT)	a				1056		1129					1156		1234					
Lincoln (LCN)	a				1128							1225							

NOTES (see introductory pages for explanation of train operator codes and standard symbols)

- a Arrival time
- d Departure time
- e Arrives 3 minutes earlier

- A From London St Pancras International, see table 52
- C From Sheffield to London St Pancras International, see table 52
- F From Leicester, see table 52
- H From Leicester to Grimsby Town, see table 52/57
- K From Plymouth to Newcastle, see table 50
- L From Plymouth to Edinburgh, see table 50



## Bristol, Cardiff, Birmingham, Crewe, Stoke-on-Trent, Matlock and Derby to Nottingham

## Mondays to Fridays

Operator Train ID Days of operation/Notes 1st Class/Reservations/Bus/Ferry Catering facilities	EM 2L67 H	XC 1D59 A	EM 1D31 A	EM 2N45	EM 1C47 C	XC 1M60	XC 1S43 M	EM 2A25	EM 2L69 F	XC 1D61	EM 1D36 A	EM 2N49	EM 1C53 C	XC 1M94	XC 1S45 N	EM 2A27	EM 2L71 H	XC 1D63	
		1◇ ⌘	⌘		⌘	1◇ ⌘	1◇ ⌘			1◇ ⌘	⌘		⌘	1◇ ⌘	1◇ ⌘			1◇ ⌘	
Bristol Temple Meads (BRI)	10 d						1035												
Bristol Parkway (BPW)	7 d						1044												
Cardiff Central (CDF)	7 d					0945								1045					
Newport (South Wales) (NWP)	d					0959								1059					
Chepstow (CPW)	d					1016													
Lydney (LYD)	d													1125					
Gloucester (GCR)	7 d					1049								1149					
Cheltenham Spa (CNM)	d					1059	1115							1159	1215				
Ashchurch for Tewkesbury (ASC)	d																		
Worcestershire Parkway (WOP)	d					1114								1214					
University (UNI)	d					1139								1239					
Birmingham New Street (BHM)	12 d		1119			1149	1203			1219				1249	1303				1319
Water Orton (WTO)	d																		
Wilnecote (WNE)	d													1304					
Tamworth (TAM)	d		1136			1206	1219			1236				1308					1336
Burton-on-Trent (BUT)	d		1147			1218				1248				1320	1326				1347
Willington (WIL)	d					1224													
Crewe (CRE)	10 d				1108									1208					
Alsager (ASG)	d				1117									1217					
Kidsgrove (KDG)	d				1121									1221					
Longport (LPT)	d				1127									1227					
Stoke-on-Trent (SOT)	d				1133									1233					
Longton (LGN)	d				1139									1239					
Blythe Bridge (BYB)	d				1145									1245					
Uttoxeter (UTT)	d				1157									1257					
Tutbury & Hatton (TUT)	d				1206									1306					
Peartree (PEA)	d																		
Matlock (MAT)	d								1214										1315
Matlock Bath (MTB)	d								1216										1317
Cromford (CMF)	d								1219										1320
Whatstandwell (WTS)	d								1224										1325
Ambergate (AMB)	d								1230										1331
Belper (BLP)	d								1235										1336
Duffield (DFI)	d								1239										1340
Derby (DBY)	6 a		1159		1219	1232	1237	1247		1300		1319		1331	1336	1349			1359
Derby (DBY)	6 d		1213		1222	1232	1240			1313		1325	1332	1340					1413
Spondon (SPO)	d																		
Long Eaton (LGE)	d				1231	1239a	1249					1334	1339a	1349					
Attenborough (ATB)	d	1219							1319										1419
Beeston (BEE)	d	1223		1242	1246		1257		1323		1343	1347		1357					1422
Nottingham (NOT)	6 a	1230	1235	1248	1253		1303		1331	1336	1350	1355		1403					1432
Newark Castle (NCT)	a	1256			1326				1355			1431							1459
Lincoln (LCN)	a	1329							1426										1529

NOTES (see introductory pages for explanation of train operator codes and standard symbols)

a Arrival time  
d Departure time

A From London St Pancras International, see table 52  
C From Sheffield to London St Pancras International, see table 52  
F From Leicester, see table 52  
H From Leicester to Grimsby Town, see table 52/57  
M To Glasgow Central, see table 50  
N From Plymouth to Aberdeen, see table 50

## Bristol, Cardiff, Birmingham, Crewe, Stoke-on-Trent, Matlock and Derby to Nottingham

## Mondays to Fridays

Operator Train ID Days of operation/Notes 1st Class/Reservations/Bus/Ferry Catering facilities	XC 1E40 P ⚡	EM 1C59 C ⚡	EM 1D41 A ⚡	XC 1M64 M ⚡	XC 1S47 M ⚡	EM 2A29 ⚡	EM ⚡	XC 1D65 ⚡	XC 1E44 G ⚡	EM 1D46 A ⚡	EM 2N57 ⚡	EM 1C65 C ⚡	XC 1M99 ⚡	XC 1S49 Q ⚡	EM 2A31 ⚡	XC 1D67 ⚡	EM 2L75 H ⚡	EM 1D51 A ⚡	
Bristol Temple Meads (BRI)	10 d				1235														
Bristol Parkway (BPW)	7 d				1244									1335 1344					
Cardiff Central (CDF)	7 d			1145									1245						
Newport (South Wales) (NWP)	d			1159									1259						
Chepstow (CPW)	d			1216									1316						
Lydney (LYD)	d																		
Gloucester (GCR)	7 d			1245									1349						
Cheltenham Spa (CNM)	d			1255	1315								1359	1415					
Ashchurch for Tewkesbury (ASC)	d			1303															
Worcestershire Parkway (WOP)	d			1314									1414						
University (UNI)	d			1339									1439						
Birmingham New Street (BHM)	12 d	1330		1349	1403			1419	1430				1449	1503		1512			
Water Orton (WTO)	d																		
Wilnecote (WNE)	d			1404									1504						
Tamworth (TAM)	d			1408	1419			1436					1508			1529			
Burton-on-Trent (BUT)	d			1420				1447					1520	1526		1542			
Willington (WIL)	d												1526						
Crewe (CRE)	10 d											1408							
Alsager (ASG)	d											1417							
Kidsgrove (KDG)	d											1421							
Longport (LPT)	d											1427							
Stoke-on-Trent (SOT)	d											1433							
Longton (LGN)	d											1439							
Blythe Bridge (BYB)	d											1445							
Uttoxeter (UTT)	d											1457							
Tutbury & Hatton (TUT)	d											1506							
Peartree (PEA)	d																		
Matlock (MAT)	d					1415										1515			
Matlock Bath (MTB)	d					1417										1517			
Cromford (CMF)	d					1420										1520			
Whatstandwell (WTS)	d					1425										1525			
Ambergate (AMB)	d					1431										1531			
Belper (BLP)	d					1436										1536			
Duffield (DFI)	d					1440										1540			
Derby (DBY)	6 a	1405		1431	1437	1448		1459	1505		1519		1536	1538	1548	1553			
Derby (DBY)	6 d		1432	1440				1453	1513		1523	1532	1540			1600			
Spondon (SPO)	d							1509a											
Long Eaton (LGE)	d		1439a	1449							1533	1539a	1549						
Attenborough (ATB)	d																		
Beeston (BEE)	d			1442	1457					1542	1546		1557					1620	
Nottingham (NOT)	6 a			1448	1503			1535	1548	1553		1603				1623	1632	1650	
Newark Castle (NCT)	a										1630							1700	
Lincoln (LCN)	a																	1729	

NOTES (see introductory pages for explanation of train operator codes and standard symbols)

a Arrival time  
d Departure time

A From London St Pancras International, see table 52  
C From Sheffield to London St Pancras International, see table 52  
G To Newcastle, see table 40  
H From Leicester to Grimsby Town, see table 52/57  
M To Glasgow Central, see table 50  
P From Banbury to Newcastle, see table 50  
Q From Penzance to Newcastle, see table 50

## Bristol, Cardiff, Birmingham, Crewe, Stoke-on-Trent, Matlock and Derby to Nottingham

## Mondays to Fridays

Operator Train ID Days of operation/Notes 1st Class/Reservations/Bus/Ferry Catering facilities	EM 2N61	EM 1C71 C	XC 1M68	XC 1S51 L	EM 2A33	EM EM 2L77 F	XC 1D70	EM 2N65	EM 1C77 C	EM 1D90 A	XC 1M98	XC 1S53 D	EM 2A35	XC 1D72	EM 1C80 C	EM 2L79 R	EM 2N69
Bristol Temple Meads (BRI)	10 d			1435								1535					
Bristol Parkway (BPW)	7 d			1444								1544					
Cardiff Central (CDF)	7 d		1345								1445						
Newport (South Wales) (NWP)	d		1359								1459						
Chepstow (CPW)	d										1519						
Lydney (LYD)	d		1423														
Gloucester (GCR)	7 d		1449								1549						
Cheltenham Spa (CNM)	d		1459	1515							1559	1615					
Ashchurch for Tewkesbury (ASC)	d																
Worcestershire Parkway (WOP)	d		1514								1614						
University (UNI)	d		1539								1639						
Birmingham New Street (BHM)	12 d		1549	1603			1619				1649	1703		1712			
Water Orton (WTO)	d																
Wilnecote (WNE)	d		1604								1704						
Tamworth (TAM)	d		1608	1620			1636				1708			1730			
Burton-on-Trent (BUT)	d		1620				1647				1720	1727		1742			
Willington (WIL)	d																
Crewe (CRE)	10 d	1508						1607									1708
Alsager (ASG)	d	1517						1616									1717
Kidsgrove (KDG)	d	1521						1620									1721
Longport (LPT)	d	1527						1626									1727
Stoke-on-Trent (SOT)	d	1533						1632									1733
Longton (LGN)	d	1539						1638									1739
Blythe Bridge (BYB)	d	1545						1644									1745
Uttoxeter (UTT)	d	1557						1656									1757
Tutbury & Hatton (TUT)	d	1606						1705									1806
Peartree (PEA)	d							1717									
Matlock (MAT)	d				1615									1713			
Matlock Bath (MTB)	d				1617									1715			
Cromford (CMF)	d				1620									1718			
Whatstandwell (WTS)	d				1625									1723			
Ambergate (AMB)	d				1631									1729			
Belper (BLP)	d				1636									1734	1759		
Duffield (DFI)	d				1640									1738			
Derby (DBY)	6 a	1619		1631	1640	1648		1659	1719		1731	1737	1746	1753	1807		1819
Derby (DBY)	6 d	1622	1633	1640			1653		1712	1723	1734		1740		1759		1821
Spondon (SPO)	d						1709										
Long Eaton (LGE)	d	1631	1640a	1649			1721a		1721	1732	1742a		1749		1808		1830
Attenborough (ATB)	d								1721								1821
Beeston (BEE)	d	1647		1657				1725	1729	1740		1744	1757		1817	1825	1838
Nottingham (NOT)	6 a	1654		1703				1732	1736	1747		1750	1803		1823	1832	1847
Newark Castle (NCT)	a	1729						1800		1821							1901
Lincoln (LCN)	a							1834									1927

NOTES (see introductory pages for explanation of train operator codes and standard symbols)

a Arrival time  
d Departure time

A From London St Pancras International, see table 52  
C From Sheffield to London St Pancras International, see table 52  
D To Edinburgh, see table 40  
F From Leicester, see table 52  
L From Plymouth to Edinburgh, see table 50  
R From Leicester to Cleethorpes, see table 52/57

Bristol, Cardiff, Birmingham, Crewe, Stoke-on-Trent, Matlock and Derby to Nottingham

**Mondays to Fridays**

Operator Train ID Days of operation/Notes 1st Class/Reservations/Bus/Ferry Catering facilities	EM	EM	XC	XC	EM	XC	EM	EM	XC	XC	EM	XC	EM	EM	EM	EM	XC	XC
	1C83 C	1D61 A	1M73 1◇	1S55 L 1◇	2A37	1D74 1◇	1C89 C	1D66 A	1M75 1◇	1E63 S 1◇	2A39	1D76 1◇	2L83 R	2A73	1C95 C	1D71 A	1M95 1◇	1E67 S 1◇
	♯	♯	♯	♯		1◇	♯	♯	♯	♯		1◇			♯	♯	♯	♯
Bristol Temple Meads (BRI)	10	d		1635						1735								1835
Bristol Parkway (BPW)	7	d		1644						1744								1844
Cardiff Central (CDF)	7	d	1545						1645								1745	
Newport (South Wales) (NWP)		d	1559						1659								1759	
Chepstow (CPW)		d	1616														1816	
Lydney (LYD)		d							1725									
Gloucester (GCR)	7	d	1645						1749								1845	
Cheltenham Spa (CNM)		d	1655	1715					1759	1815							1855	1915
Ashchurch for Tewkesbury (ASC)		d	1703														1903	
Worcestershire Parkway (WOP)		d	1714						1814								1914	
University (UNI)		d	1739						1839								1939	
Birmingham New Street (BHM)	12	d	1749	1803		1819			1849	1903		1912					1949	2003
Water Orton (WTO)		d	1759															
Wilnecote (WNE)		d	1808						1904								2004	
Tamworth (TAM)		d	1812	1819		1836			1908			1929					2008	2019
Burton-on-Trent (BUT)		d	1823			1848			1920	1926		1941					2020	
Willington (WIL)		d	1829															
Crewe (CRE)	10	d												1909				
Alsager (ASG)		d												1918				
Kidsgrove (KDG)		d												1922				
Longport (LPT)		d												1928				
Stoke-on-Trent (SOT)		d												1934				
Longton (LGN)		d												1940				
Blythe Bridge (BYB)		d												1946				
Uttoxeter (UTT)		d												1958				
Tutbury & Hatton (TUT)		d												2007				
Peartree (PEA)		d																
Matlock (MAT)		d			1814						1913							
Matlock Bath (MTB)		d			1816						1915							
Cromford (CMF)		d			1819						1918							
Whatstandwell (WTS)		d			1824						1923							
Ambergate (AMB)		d			1830						1929							
Belper (BLP)		d			1835						1934							
Duffield (DFI)		d			1839						1938							
Derby (DBY)	6	a	1838	1842	1847	1900			1931	1937	1946	1952		2020			2031	2037
Derby (DBY)	6	d	1832	1843		1913	1932		1940			1956		2025	2032		2040	
Spondon (SPO)		d																
Long Eaton (LGE)		d	1839a	1851		1922	1939a		1949					2034	2039a		2049	
Attenborough (ATB)		d												2020				
Beeston (BEE)		d	1849	1859		1930		1945	1958				2023	2041		2046	2058	
Nottingham (NOT)	6	a	1855	1906		1936		1953	2004			2018	2030	2051		2053	2105	
Newark Castle (NCT)		a											2058					
Lincoln (LCN)		a											2129					

NOTES (see introductory pages for explanation of train operator codes and standard symbols)

- a Arrival time
- d Departure time
- A From London St Pancras International, see table 52
- C From Sheffield to London St Pancras International, see table 52
- L From Plymouth to Edinburgh, see table 50
- R From Leicester to Cleethorpes, see table 52/57
- S From Plymouth to Leeds, see table 50

## Bristol, Cardiff, Birmingham, Crewe, Stoke-on-Trent, Matlock and Derby to Nottingham

## Mondays to Fridays

Operator Train ID Days of operation/Notes 1st Class/Reservations/Bus/Ferry Catering facilities	EM 2A41	EM 2L85 F	EM 2A75	EM 1C98 C	EM 1D96 A	NT 1Y99 T	XC 1M84	XC 1E73 U	EM 2A45	EM 2K32 V	EM 1C04 C	EM 1D81 A	EM 2A77	EM 1C07 W	XC 1M85 X	EM 2A81	EM 2L87 F	EM 2A83
Bristol Temple Meads (BRI)	10	d						1935										
Bristol Parkway (BPW)	7	d						1944										
Cardiff Central (CDF)	7	d					1845								1950			
Newport (South Wales) (NWP)		d					1859								2004			
Chepstow (CPW)		d					1918								2025			
Lydney (LYD)		d													2034			
Gloucester (GCR)	7	d					1949								2056			
Cheltenham Spa (CNM)		d					1959	2015							2106			
Ashchurch for Tewkesbury (ASC)		d																
Worcestershire Parkway (WOP)		d					2014								2120			
University (UNI)		d					2039								2146			
Birmingham New Street (BHM)	12	d					2049	2103							2203			
Water Orton (WTO)		d																
Wilnecote (WNE)		d					2104											
Tamworth (TAM)		d					2108	2129							2227			
Burton-on-Trent (BUT)		d					2120	2140							2239			
Willington (WIL)		d					2126											
Crewe (CRE)	10	d		2009									2120					
Alsager (ASG)		d		2018									2129					
Kidsgrove (KDG)		d		2022									2135					
Longport (LPT)		d		2028									2140					
Stoke-on-Trent (SOT)		d		2034									2146					
Longton (LGN)		d		2040									2152					
Blythe Bridge (BYB)		d		2046									2158					
Uttoxeter (UTT)		d		2058									2210					
Tutbury & Hatton (TUT)		d		2107									2219					
Peartree (PEA)		d																
Matlock (MAT)		d	2013						2117							2219		2312
Matlock Bath (MTB)		d	2015						2119							2221		2314
Cromford (CMF)		d	2018						2122							2224		2317
Whatstandwell (WTS)		d	2023						2127							2229		2322
Ambergate (AMB)		d	2029						2133							2235		2328
Belper (BLP)		d	2034						2138				2226			2240		2333
Duffield (DFI)		d	2038						2142							2244		2337
Derby (DBY)	6	a	2046	2120			2137	2150	2150				2232	2234	2250	2253		2344
Derby (DBY)	6	d		2123	2134	2142	2146				2220		2239		2258			2346
Spondon (SPO)		d					2150								2302			2350
Long Eaton (LGE)		d		2132	2141a		2157				2228a		2248		2309			2357
Attenborough (ATB)		d	2119						2216						2316		2323	0004
Beeston (BEE)		d	2123	2140		2149	2210		2219			2242	2255		2320		2327	0007
Nottingham (NOT)	6	a	2129	2150		2155	2200	2217		2227		2248	2305		2326		2337	0014
Newark Castle (NCT)		a	2202															
Lincoln (LCN)		a	2234															

NOTES (see introductory pages for explanation of train operator codes and standard symbols)

a Arrival time  
d Departure time

A From London St Pancras International, see table 52  
C From Sheffield to London St Pancras International, see table 52  
F From Leicester, see table 52  
T From Leeds, see table 53  
U To Leeds, see table 53  
V From Peterborough, see table 54  
W From Sheffield, see table 53  
X Also calls at Severn Tunnel Jn 2014 and Caldicot 2017

## Bristol, Cardiff, Birmingham, Crewe, Stoke-on-Trent, Matlock and Derby to Nottingham

## Mondays to Fridays

Operator Train ID Days of operation/Notes 1st Class/Reservations/Bus/Ferry Catering facilities	XC 1D87	EM 1D86 A	EM 1D88 A
Bristol Temple Meads (BRI)	10 d		
Bristol Parkway (BPW)	7 d		
Cardiff Central (CDF)	7 d		
Newport (South Wales) (NWP)	d		
Chepstow (CPW)	d		
Lydney (LYD)	d		
Gloucester (GCR)	7 d		
Cheltenham Spa (CNM)	d		
Ashchurch for Tewkesbury (ASC)	d		
Worcestershire Parkway (WOP)	d		
University (UNI)	d		
Birmingham New Street (BHM)	12 d	2309	
Water Orton (WTO)	d		
Wilnecote (WNE)	d	2324	
Tamworth (TAM)	d	2328	
Burton-on-Trent (BUT)	d	2340	
Willington (WIL)	d	2346	
Crewe (CRE)	10 d		
Alsager (ASG)	d		
Kidsgrove (KDG)	d		
Longport (LPT)	d		
Stoke-on-Trent (SOT)	d		
Longton (LGN)	d		
Blythe Bridge (BYB)	d		
Uttoxeter (UTT)	d		
Tutbury & Hatton (TUT)	d		
Peartree (PEA)	d		
Matlock (MAT)	d		
Matlock Bath (MTB)	d		
Cromford (CMF)	d		
Whatstandwell (WTS)	d		
Ambergate (AMB)	d		
Belper (BLP)	d		
Duffield (DFI)	d		
Derby (DBY)	6 a	2354	
Derby (DBY)	6 d	2358	
Spondon (SPO)	d		
Long Eaton (LGE)	d		
Attenborough (ATB)	d		
Beeston (BEE)	d	0016	0212
Nottingham (NOT)	6 a	0018	0022 0218
Newark Castle (NCT)	a		
Lincoln (LCN)	a		

**NOTES** (see introductory pages for explanation of train operator codes and standard symbols)

a Arrival time  
d Departure time

A From London St Pancras International, see table 52

## Bristol, Cardiff, Birmingham, Crewe, Stoke-on-Trent, Matlock and Derby to Nottingham

## Saturdays

Operator Train ID Days of operation/Notes 1st Class/Reservations/Bus/Ferry Catering facilities	EM	EM	EM	EM	XC	EM	EM	EM	XC	XC	EM	EM	EM	XC	XC	EM	EM	XC
	1C02	1B04	2A53	1C11	1S31	2A13	1D01	2L57	1D50	1E38	1D06	2N25	1C17	1D51	1S33	2A15		1D52
	B	B		C	D		E	F		G	A		C		G			
	♣	♣		♣	♣		♣		♣	♣	♣		♣	♣	♣		♣	♣
Bristol Temple Meads (BRI)	10	d																
Bristol Parkway (BPW)	7	d																
Cardiff Central (CDF)	7	d																
Newport (South Wales) (NWP)		d																
Chepstow (CPW)		d																
Lydney (LYD)		d																
Gloucester (GCR)	7	d																
Cheltenham Spa (CNM)		d																
Ashchurch for Tewkesbury (ASC)		d																
Worcestershire Parkway (WOP)		d																
University (UNI)		d																
Birmingham New Street (BHM)	12	d			0603				0619	0630				0649	0703			0719
Water Orton (WTO)		d																
Wilnecote (WNE)		d							0634									0734
Tamworth (TAM)		d			0619				0638	0646				0706	0719			0738
Burton-on-Trent (BUT)		d			0630				0650	0657				0718	0730			0750
Willington (WIL)		d												0724				
Crewe (CRE)	10	d										0608						
Alsager (ASG)		d										0617						
Kidsgrove (KDG)		d										0621						
Longport (LPT)		d										0627						
Stoke-on-Trent (SOT)		d										0633						
Longton (LGN)		d										0639						
Blythe Bridge (BYB)		d										0645						
Uttoxeter (UTT)		d										0657						
Tutbury & Hatton (TUT)		d										0706						
Peartree (PEA)		d										0718						
Matlock (MAT)		d				0619										0710		
Matlock Bath (MTB)		d				0621										0712		
Cromford (CMF)		d				0624										0715		
Whatstandwell (WTS)		d				0629										0720		
Ambergate (AMB)		d				0634										0726		
Belper (BLP)		d				0640										0731		
Duffield (DFI)		d				0644										0735		
Derby (DBY)	6	a			0640	0652			0701	0707		0720		0733	0740	0743		0804
Derby (DBY)	6	d	0447	0459	0547	0628			0710			0724	0732	0742			0753	0808
Spondon (SPO)		d			0551				0714								0809a	
Long Eaton (LGE)		d	0454a	0508	0558	0636a			0721			0735	0739a	0753				0817
Attenborough (ATB)		d			0605			0722				0745						
Beeston (BEE)		d			0608			0713	0726	0732	0743	0749		0800				0825
Nottingham (NOT)	6	a		0519	0616			0719	0733	0738	0751	0756		0806				0831
Newark Castle (NCT)		a							0800			0834						
Lincoln (LCN)		a							0831									

NOTES (see introductory pages for explanation of train operator codes and standard symbols)

a Arrival time  
d Departure time

A From London St Pancras International, see table 52  
 B To London St Pancras International, see table 52  
 C From Sheffield to London St Pancras International, see table 52  
 D To Edinburgh, see table 40  
 E From Kettering, see table 52  
 F From Leicester, see table 52  
 G To Newcastle, see table 40

## Bristol, Cardiff, Birmingham, Crewe, Stoke-on-Trent, Matlock and Derby to Nottingham

## Saturdays

Operator Train ID Days of operation/Notes 1st Class/Reservations/Bus/Ferry Catering facilities	EM 1D11 A	EM 2N29	EM 1C23 C	XC 1D53 D	XC 1S35 D	EM 2A17	EM XC 1D54	EM 1C29 C	EM 2L61 F	EM 1D16 A	XC 1M00 H	XC 1S37 J	EM 2A19	XC 1D55	EM 2L63 K	EM 1D21 A	EM 2N37
Bristol Temple Meads (BRI)	10 d				0615							0735					
Bristol Parkway (BPW)	7 d				0624							0744					
Cardiff Central (CDF)	7 d										0640						
Newport (South Wales) (NWP)	d										0654						
Chepstow (CPW)	d										0715						
Lydney (LYD)	d										0724						
Gloucester (GCR)	7 d				0659						0745						
Cheltenham Spa (CNM)	d				0710						0755	0815					
Ashchurch for Tewkesbury (ASC)	d										0803						
Worcestershire Parkway (WOP)	d										0814						
University (UNI)	d										0839						
Birmingham New Street (BHM)	12 d			0749	0803			0812			0849	0903		0919			
Water Orton (WTO)	d																
Wilnecote (WNE)	d										0904						
Tamworth (TAM)	d			0806	0819			0829			0908			0936			
Burton-on-Trent (BUT)	d			0818	0830			0841			0920	0926		0947			
Willington (WIL)	d			0824													
Crewe (CRE)	10 d		0708														0908
Alsager (ASG)	d		0717														0917
Kidsgrove (KDG)	d		0721														0921
Longport (LPT)	d		0728														0927
Stoke-on-Trent (SOT)	d		0735														0933
Longton (LGN)	d		0742														0939
Blythe Bridge (BYB)	d		0747														0945
Uttoxeter (UTT)	d		0800														0957
Tutbury & Hatton (TUT)	d		0808														1006
Peartree (PEA)	d																
Matlock (MAT)	d					0810								0913			
Matlock Bath (MTB)	d					0812								0915			
Cromford (CMF)	d					0815								0918			
Whatstandwell (WTS)	d					0820								0923			
Ambergate (AMB)	d					0826								0929			
Belper (BLP)	d					0831								0934			
Duffield (DFI)	d					0835								0938			
Derby (DBY)	6 a		0822	0836	0840	0843		0852			0931	0936	0946	0959			1019
Derby (DBY)	6 d		0826	0832	0840			0853	0859	0932		0940		1008			1023
Spondon (SPO)	d							0909a									
Long Eaton (LGE)	d		0835	0839a	0849				0940a			0949					1033
Attenborough (ATB)	d									0923							1025
Beeston (BEE)	d	0845	0850		0859					0927	0941	0957				1029	1042
Nottingham (NOT)	6 a	0852	0859		0905			0921		0934	0948	1003		1029	1036	1049	1053
Newark Castle (NCT)	a		0932							0957							1100
Lincoln (LCN)	a									1029							1128

NOTES (see introductory pages for explanation of train operator codes and standard symbols)

a Arrival time  
d Departure time

A From London St Pancras International, see table 52  
C From Sheffield to London St Pancras International, see table 52  
D To Edinburgh, see table 40  
F From Leicester, see table 52  
H Also calls at Severn Tunnel Jn 0704 and Caldicot 0707  
J From Plymouth to Newcastle, see table 50  
K From Leicester to Grimsby Town, see table 52/57



Bristol, Cardiff, Birmingham, Crewe, Stoke-on-Trent, Matlock and Derby to Nottingham

Saturdays

Operator Train ID Days of operation/Notes 1st Class/Reservations/Bus/Ferry Catering facilities	EM	XC	XC	EM	XC	EM	EM	EM	EM	XC	XC	EM	XC	EM	EM	EM	EM	XC	
	1C35 C	1M92	1S39 L	2A21	1D57	2L65 F	1D26 A	2N41	1C41 C	1M01	1S41 J	2A23	1D59	2L67 K	1D31 A	2N45	1C47 C	1M60	
	⌚	⌚	⌚		⌚		⌚		⌚	⌚	⌚		⌚				⌚	⌚	
Bristol Temple Meads (BRI)	10 d		0835								0935								
Bristol Parkway (BPW)	7 d		0844								0944								
Cardiff Central (CDF)	7 d		0745							0845								0945	
Newport (South Wales) (NWP)	d		0800							0859								0959	
Chepstow (CPW)	d									0916								1016	
Lydney (LYD)	d		0825																
Gloucester (GCR)	7 d		0849							0949								1049	
Cheltenham Spa (CNM)	d		0859	0915						0959	1015							1059	
Ashchurch for Tewkesbury (ASC)	d									1014								1114	
Worcestershire Parkway (WOP)	d		0914							1039								1139	
University (UNI)	d		0939							1039								1139	
Birmingham New Street (BHM)	12 d		0949	1003		1012				1049	1103		1112					1149	
Water Orton (WTO)	d																		
Wilnecote (WNE)	d									1104									
Tamworth (TAM)	d		1006	1019		1029				1108			1129					1206	
Burton-on-Trent (BUT)	d		1018			1041				1120	1126		1141					1218	
Willington (WIL)	d		1024															1224	
Crewe (CRE)	10 d								1008									1108	
Alsager (ASG)	d								1017									1117	
Kidsgrove (KDG)	d								1021									1121	
Longport (LPT)	d								1027									1127	
Stoke-on-Trent (SOT)	d								1033									1133	
Longton (LGN)	d								1039									1139	
Blythe Bridge (BYB)	d								1045									1145	
Uttoxeter (UTT)	d								1057									1157	
Tutbury & Hatton (TUT)	d								1106									1206	
Peartree (PEA)	d																		
Matlock (MAT)	d				1013								1113						
Matlock Bath (MTB)	d				1015								1115						
Cromford (CMF)	d				1018								1118						
Whatstandwell (WTS)	d				1023								1123						
Ambergate (AMB)	d				1029								1129						
Belper (BLP)	d				1034								1134						
Duffield (DFI)	d				1038								1138						
Derby (DBY)	6 a		1032	1037	1046	1052			1119		1131	1136	1146	1154			1219	1232	
Derby (DBY)	6 d	1033	1040			1101			1122	1132	1140			1201			1222	1232	1240
Spondon (SPO)	d																		
Long Eaton (LGE)	d	1040a	1049						1131	1139a	1149						1231	1239a	1249
Attenborough (ATB)	d													1219					
Beeston (BEE)	d		1057						1122	1141	1146		1157		1223	1241	1247	1257	
Nottingham (NOT)	6 a		1103			1122	1133	1149	1152		1204			1223	1233	1248	1253	1303	
Newark Castle (NCT)	a						1159		1233								1300	1327	
Lincoln (LCN)	a						1230										1328		

NOTES (see introductory pages for explanation of train operator codes and standard symbols)

- a Arrival time
- d Departure time
- A From London St Pancras International, see table 52
- C From Sheffield to London St Pancras International, see table 52
- F From Leicester, see table 52
- J From Plymouth to Newcastle, see table 50
- K From Leicester to Grimsby Town, see table 52/57
- L From Plymouth to Edinburgh, see table 50

Bristol, Cardiff, Birmingham, Crewe, Stoke-on-Trent, Matlock and Derby to Nottingham

Saturdays

Operator	XC	EM	XC	EM	EM	EM	EM	XC	XC	EM	XC	EM	EM	EM	XC	XC	EM	EM	
Train ID	1S43	2A25	1D61	2L69	1D36	2N49	1C53	1M94	1S45	2A27	1D63	1C59	2L71	1D41	1M64	1S47	2A29	EM	
Days of operation/Notes	M			F	A		C		N			C	K	A		M			
1st Class/Reservations/Bus/Ferry	1◇		1◇					1◇	1◇		1◇				1◇	1◇			
Catering facilities	⌘		⌘		⌘		⌘	⌘	⌘		⌘	⌘		⌘	⌘	⌘			⌘
Bristol Temple Meads (BRI)	10 d	1035							1135										1235
Bristol Parkway (BPW)	7 d	1044							1144										1244
Cardiff Central (CDF)	7 d							1045							1145				
Newport (South Wales) (NWP)	d							1101							1158				
Chepstow (CPW)	d														1217				
Lydney (LYD)	d							1125											
Gloucester (GCR)	7 d							1149							1245				
Cheltenham Spa (CNM)	d	1115						1159	1215						1255	1315			
Ashchurch for Tewkesbury (ASC)	d														1303				
Worcestershire Parkway (WOP)	d							1214							1314				
University (UNI)	d							1239							1339				
Birmingham New Street (BHM)	12 d	1203		1212				1249	1303		1312				1349	1403			
Water Orton (WTO)	d																		
Wilnecote (WNE)	d							1304							1404				
Tamworth (TAM)	d	1219		1229				1308			1329				1408	1419			
Burton-on-Trent (BUT)	d			1241				1320	1326		1341				1420				
Willington (WIL)	d																		
Crewe (CRE)	10 d					1208													
Alsager (ASG)	d					1217													
Kidsgrove (KDG)	d					1221													
Longport (LPT)	d					1227													
Stoke-on-Trent (SOT)	d					1233													
Longton (LGN)	d					1239													
Blythe Bridge (BYB)	d					1245													
Uttoxeter (UTT)	d					1257													
Tutbury & Hatton (TUT)	d					1306													
Peartree (PEA)	d																		
Matlock (MAT)	d		1213								1313								1413
Matlock Bath (MTB)	d		1215								1315								1415
Cromford (CMF)	d		1218								1318								1418
Whatstandwell (WTS)	d		1223								1323								1423
Ambergate (AMB)	d		1229								1329								1429
Belper (BLP)	d		1234								1334								1434
Duffield (DFI)	d		1238								1338								1438
Derby (DBY)	6 a	1237	1246	1252		1319		1331	1336	1346	1352				1431	1437	1446		
Derby (DBY)	6 d			1301		1322	1332	1340			1401	1433			1440				1453
Spondon (SPO)	d																		1509a
Long Eaton (LGE)	d					1331	1339a	1349				1440a			1449				
Attenborough (ATB)	d				1319								1419						
Beeston (BEE)	d				1323	1342	1346		1357				1422	1442	1457				
Nottingham (NOT)	6 a			1324	1332	1349	1354	1403			1424		1432	1448	1503				
Newark Castle (NCT)	a				1359		1429						1500						
Lincoln (LCN)	a				1427								1529						

NOTES (see introductory pages for explanation of train operator codes and standard symbols)

- a Arrival time
- d Departure time

- A From London St Pancras International, see table 52
- C From Sheffield to London St Pancras International, see table 52
- F From Leicester, see table 52
- K From Leicester to Grimsby Town, see table 52/57
- M To Glasgow Central, see table 50
- N From Plymouth to Aberdeen, see table 50

## Bristol, Cardiff, Birmingham, Crewe, Stoke-on-Trent, Matlock and Derby to Nottingham

## Saturdays

Operator Train ID Days of operation/Notes 1st Class/Reservations/Bus/Ferry Catering facilities	XC 1D65	XC 1E44 G	EM 1D46 A	EM 2N57	EM 1C65 C	XC 1M99	XC 1S49 J	EM 2A31	XC 1D67	EM 2L75 K	EM 1D51 A	EM 2N61	EM 1C71 C	XC 1M68	XC 1S51 L	EM 2A33	EM	XC 1D70	
	◇	◇	⌘		⌘	⌘	⌘		◇		⌘		⌘	⌘	⌘		⌘	◇	
Bristol Temple Meads (BRI)	10 d								1335									1435	
Bristol Parkway (BPW)	7 d								1344									1444	
Cardiff Central (CDF)	7 d					1245								1345					
Newport (South Wales) (NWP)	d					1259								1359					
Chepstow (CPW)	d					1316													
Lydney (LYD)	d													1423					
Gloucester (GCR)	7 d					1349								1449					
Cheltenham Spa (CNM)	d					1359	1415							1459	1515				
Ashchurch for Tewkesbury (ASC)	d																		
Worcestershire Parkway (WOP)	d					1414								1514					
University (UNI)	d					1439								1539					
Birmingham New Street (BHM)	12 d	1412	1428			1449	1503		1512					1549	1603				1612
Water Orton (WTO)	d																		
Wilnecote (WNE)	d					1504								1604					
Tamworth (TAM)	d	1429				1508			1529					1608	1620				1629
Burton-on-Trent (BUT)	d	1441				1520	1526		1541					1620					1641
Willington (WIL)	d					1526													
Crewe (CRE)	10 d			1408										1508					
Alsager (ASG)	d			1417										1517					
Kidsgrove (KDG)	d			1421										1521					
Longport (LPT)	d			1427										1527					
Stoke-on-Trent (SOT)	d			1433										1533					
Longton (LGN)	d			1439										1539					
Blythe Bridge (BYB)	d			1445										1545					
Uttoxeter (UTT)	d			1457										1557					
Tutbury & Hatton (TUT)	d			1506										1606					
Peartree (PEA)	d																		
Matlock (MAT)	d							1513											1613
Matlock Bath (MTB)	d							1515											1615
Cromford (CMF)	d							1518											1618
Whatstandwell (WTS)	d							1523											1623
Ambergate (AMB)	d							1529											1629
Belper (BLP)	d							1534											1634
Duffield (DFI)	d							1538											1638
Derby (DBY)	6 a	1452	1458	1519		1536	1538	1546	1552			1619		1631	1639	1646			1652
Derby (DBY)	6 d	1501		1524	1533	1540			1601			1622	1633	1640				1653	1701
Spondon (SPO)	d																	1709	
Long Eaton (LGE)	d			1533	1540a	1549						1631	1640a	1649				1721a	1711
Attenborough (ATB)	d									1622									
Beeston (BEE)	d			1542	1546	1557				1626	1642	1647		1657					1719
Nottingham (NOT)	6 a	1523	1549	1554		1603			1624	1631	1649	1654		1703					1726
Newark Castle (NCT)	a			1629						1659		1730							
Lincoln (LCN)	a									1729									

NOTES (see introductory pages for explanation of train operator codes and standard symbols)

a Arrival time  
d Departure time

A From London St Pancras International, see table 52  
C From Sheffield to London St Pancras International, see table 52  
G To Newcastle, see table 40  
J From Plymouth to Newcastle, see table 50  
K From Leicester to Grimsby Town, see table 52/57  
L From Plymouth to Edinburgh, see table 50

## Bristol, Cardiff, Birmingham, Crewe, Stoke-on-Trent, Matlock and Derby to Nottingham

## Saturdays

Operator Train ID Days of operation/Notes 1st Class/Reservations/Bus/Ferry Catering facilities	EM 2L77 P	EM 1D56 A	EM 2N65	EM 1C77 C	XC 1M98	XC 1S53 D	EM 2A35	XC 1D72	EM 2L79 F	EM 1D61 A	EM 2N69	EM 1C83 C	XC 1M73	XC 1S55 L	EM 2A37	XC 1D74	EM 1C89 C	EM 1D66 A
Bristol Temple Meads (BRI)	10	d				1535								1635				
Bristol Parkway (BPW)	7	d				1544								1644				
Cardiff Central (CDF)	7	d			1445								1545					
Newport (South Wales) (NWP)		d			1459								1559					
Chepstow (CPW)		d			1518								1616					
Lydney (LYD)		d																
Gloucester (GCR)	7	d			1549								1645					
Cheltenham Spa (CNM)		d			1559	1615							1655	1715				
Ashchurch for Tewkesbury (ASC)		d											1703					
Worcestershire Parkway (WOP)		d			1614								1714					
University (UNI)		d			1639								1739					
Birmingham New Street (BHM)	12	d			1649	1703		1712					1749	1803		1812		
Water Orton (WTO)		d																
Wilnecote (WNE)		d			1704								1804					
Tamworth (TAM)		d			1708			1730					1808	1819		1829		
Burton-on-Trent (BUT)		d			1720	1726		1744					1820			1841		
Willington (WIL)		d											1826					
Crewe (CRE)	10	d		1607									1709					
Alsager (ASG)		d		1616									1718					
Kidsgrove (KDG)		d		1620									1722					
Longport (LPT)		d		1626									1728					
Stoke-on-Trent (SOT)		d		1632									1734					
Longton (LGN)		d		1638									1740					
Blythe Bridge (BYB)		d		1644									1746					
Uttoxeter (UTT)		d		1656									1758					
Tutbury & Hatton (TUT)		d		1705									1807					
Peartree (PEA)		d		1717														
Matlock (MAT)		d					1713									1813		
Matlock Bath (MTB)		d					1715									1815		
Cromford (CMF)		d					1718									1818		
Whatstandwell (WTS)		d					1723									1823		
Ambergate (AMB)		d					1729									1829		
Belper (BLP)		d					1734									1835		
Duffield (DFI)		d					1738									1839		
Derby (DBY)	6	a		1719	1731	1736	1746	1755					1820	1836	1837	1847	1852	
Derby (DBY)	6	d		1723	1732	1740		1759					1824	1832	1840		1856	1933
Spondon (SPO)		d																
Long Eaton (LGE)		d		1732	1739a	1749		1808					1833	1839a	1849		1905	1940a
Attenborough (ATB)		d	1722						1818									
Beeston (BEE)		d	1726	1742	1748	1757		1817	1822	1842	1846		1857			1915		1942
Nottingham (NOT)	6	a	1732	1748	1753	1803		1824	1832	1848	1853		1903			1924		1948
Newark Castle (NCT)		a	1758		1827				1901		1931							
Lincoln (LCN)		a	1826						1932									

NOTES (see introductory pages for explanation of train operator codes and standard symbols)

a Arrival time  
d Departure time

A From London St Pancras International, see table 52  
C From Sheffield to London St Pancras International, see table 52  
D To Edinburgh, see table 40  
F From Leicester, see table 52  
L From Plymouth to Edinburgh, see table 50  
P From Leicester to Cleethorpes, see table 52/57

## Bristol, Cardiff, Birmingham, Crewe, Stoke-on-Trent, Matlock and Derby to Nottingham

## Saturdays

Operator Train ID Days of operation/Notes 1st Class/Reservations/Bus/Ferry Catering facilities	XC	XC	EM	XC	EM	EM	EM	EM	XC	XC	EM	EM	EM	EM	EM	EM	NT	XC	XC
	1M75	1E63 Q	2A39	1D76	2L83 F	1D71 A	2A73	1C95 C	1M95	1E67 R	2A41	2L85 F	1D96 A	2A75	1C98 S	1Y99 U	1M84	1E73 T	
	1◇	1◇		1◇					1◇	1◇							1◇	1◇	
	♠	♠							♠	♠			♠					♠	
Bristol Temple Meads (BRI)	10 d	1735								1835									1931
Bristol Parkway (BPW)	7 d	1744								1844									1940
Cardiff Central (CDF)	7 d	1645							1745									1845	
Newport (South Wales) (NWP)	d	1659							1759									1859	
Chepstow (CPW)	d								1817									1916	
Lydney (LYD)	d	1724																	
Gloucester (GCR)	7 d	1749							1845									1949	
Cheltenham Spa (CNM)	d	1759	1815						1855	1915								1959	2011
Ashchurch for Tewkesbury (ASC)	d								1903										
Worcestershire Parkway (WOP)	d	1814							1914									2014	
University (UNI)	d	1839							1939									2039	
Birmingham New Street (BHM)	12 d	1849	1903		1912				1949	2003								2049	2103
Water Orton (WTO)	d																		
Wilnecote (WNE)	d	1904							2004									2104	
Tamworth (TAM)	d	1908			1929				2008	2020								2108	2120
Burton-on-Trent (BUT)	d	1920	1926		1941				2020									2120	2131
Willington (WIL)	d																		
Crewe (CRE)	10 d						1909											2008	
Alsager (ASG)	d						1918											2017	
Kidsgrove (KDG)	d						1922											2021	
Longport (LPT)	d						1928											2027	
Stoke-on-Trent (SOT)	d						1934											2033	
Longton (LGN)	d						1940											2039	
Blythe Bridge (BYB)	d						1946											2045	
Uttoxeter (UTT)	d						1958											2057	
Tutbury & Hatton (TUT)	d						2007											2106	
Peartree (PEA)	d																		
Matlock (MAT)	d			1913									2013						
Matlock Bath (MTB)	d			1915									2015						
Cromford (CMF)	d			1918									2018						
Whatstandwell (WTS)	d			1923									2023						
Ambergate (AMB)	d			1929									2029						
Belper (BLP)	d			1934									2034						
Duffield (DFI)	d			1938									2038						
Derby (DBY)	6 a	1931	1937	1946	1952		2020		2031	2039	2046				2119			2131	2141
Derby (DBY)	6 d	1940			1959			2023	2033	2040						2130	2134	2142	2146
Spondon (SPO)	d																		2150
Long Eaton (LGE)	d	1949						2032	2040a	2049									2157
Attenborough (ATB)	d																		
Beeston (BEE)	d	1957				2019							2119						
Nottingham (NOT)	6 a	2003			2019	2029	2048	2046	2057	2103			2123	2142	2147				2210
Newark Castle (NCT)	a					2056							2204						
Lincoln (LCN)	a					2128							2231						

NOTES (see introductory pages for explanation of train operator codes and standard symbols)

a Arrival time  
d Departure time

A From London St Pancras International, see table 52  
C From Sheffield to London St Pancras International, see table 52  
F From Leicester, see table 52  
Q From Plymouth to York, see table 50  
R From Plymouth to Leeds, see table 50  
S From Sheffield to Leicester, see table 52  
T To Leeds, see table 53  
U From Leeds, see table 53

## Bristol, Cardiff, Birmingham, Crewe, Stoke-on-Trent, Matlock and Derby to Nottingham

## Saturdays

Operator Train ID Days of operation/Notes 1st Class/Reservations/Bus/Ferry Catering facilities	EM	EM	EM	XC	EM	EM	EM	XC	XC	EM	EM
	2A45	2A77	1M95 V	1M83 W 1◇ ♠	2A81	2L87 F	1D81 A ♠	1M85 X 1◇	1M87 1◇	2L89 F	2A83
Bristol Temple Meads (BRI)	10	d		2031							
Bristol Parkway (BPW)	7	d		2040							
Cardiff Central (CDF)	7	d						2000	2048		
Newport (South Wales) (NWP)		d						2014	2102		
Chepstow (CPW)		d						2036			
Lydney (LYD)		d						2044			
Gloucester (GCR)	7	d						2107	2149		
Cheltenham Spa (CNM)		d		2111				2118	2159		
Ashchurch for Tewkesbury (ASC)		d						2125			
Worcestershire Parkway (WOP)		d							2214		
University (UNI)		d						2159	2239		
Birmingham New Street (BHM)	12	d		2203				2210	2249		
Water Orton (WTO)		d									
Wilnecote (WNE)		d							2304		
Tamworth (TAM)		d		2220				2228	2308		
Burton-on-Trent (BUT)		d		2231				2240	2320		
Willington (WIL)		d						2246			
Crewe (CRE)	10	d	2120								
Alsager (ASG)		d	2134c								
Kidsgrove (KDG)		d	2140								
Longport (LPT)		d	2146								
Stoke-on-Trent (SOT)		d	2151								
Longton (LGN)		d	2157								
Blythe Bridge (BYB)		d	2203								
Uttoxeter (UTT)		d	2215								
Tutbury & Hatton (TUT)		d	2224								
Peartree (PEA)		d									
Matlock (MAT)		d	2115		2213						2313
Matlock Bath (MTB)		d	2118		2215						2315
Cromford (CMF)		d	2121		2218						2318
Whatstandwell (WTS)		d	2126		2223						2323
Ambergate (AMB)		d	2132		2229						2329
Belper (BLP)		d	2138	2228	2234						2334
Duffield (DFI)		d	2142		2238						2338
Derby (DBY)	6	a	2150	2241	2241	2242	2246		2255	2331	2345
Derby (DBY)	6	d						2259			2347
Spondon (SPO)		d									
Long Eaton (LGE)		d						2310			2356
Attenborough (ATB)		d				2219				2357	0004
Beeston (BEE)		d				2223	2242	2321		0002	0007
Nottingham (NOT)	6	a				2232	2248	2327		0011	0015
Newark Castle (NCT)		a									
Lincoln (LCN)		a									

NOTES (see introductory pages for explanation of train operator codes and standard symbols)

- a Arrival time
- d Departure time
- c Arrives 5 minutes earlier

- A From London St Pancras International, see table 52
- F From Leicester, see table 52
- V From Sheffield, see table 53
- W From Plymouth, see table 50
- X Also calls at Severn Tunnel Jn 2025 and Caldicot 2027

Bristol, Cardiff, Birmingham, Crewe, Stoke-on-Trent, Matlock and Derby to Nottingham

Sundays

Operator Train ID Days of operation/Notes 1st Class/Reservations/Bus/Ferry Catering facilities	EM 1C03	EM 2A19	EM 1C06 B	EM 2A23	XC 1S37 C	EM 1C09 B	EM 2A27	XC 1S39 D	EM 1D03 E	EM 2A31	EM 1C13 B	XC 1S41 D	EM 1C16 B	EM 1D06 E	XC 1D00	XC 1S43 F	EM 1D09 E	EM 2A39
	A				1◇		1◇				DP	1◇	DP		1◇	1◇		
	⌘		⌘		⌘	⌘	⌘	⌘	⌘		⌘	⌘	⌘	⌘	⌘	⌘	⌘	⌘
Bristol Temple Meads (BRI)	10 d											0915				1031		
Bristol Parkway (BPW)	7 d											0924				1040		
Cardiff Central (CDF)	7 d																	
Newport (South Wales) (NWP)	d																	
Chepstow (CPW)	d																	
Lydney (LYD)	d																	
Gloucester (GCR)	7 d											1002						
Cheltenham Spa (CNM)	d											1011				1111		
Ashchurch for Tewkesbury (ASC)	d																	
Worcestershire Parkway (WOP)	d																	
University (UNI)	d																	
Birmingham New Street (BHM)	12 d				0903			1003				1103			1149	1203		
Water Orton (WTO)	d																	
Wilnecote (WNE)	d																	
Tamworth (TAM)	d				0919			1019							1206	1219		
Burton-on-Trent (BUT)	d				0930			1030							1218			
Willington (WIL)	d																	
Crewe (CRE)	10 d																	
Alsager (ASG)	d																	
Kidsgrove (KDG)	d																	
Longport (LPT)	d																	
Stoke-on-Trent (SOT)	d																	
Longton (LGN)	d																	
Blythe Bridge (BYB)	d																	
Uttoxeter (UTT)	d																	
Tutbury & Hatton (TUT)	d																	
Peartree (PEA)	d																	
Matlock (MAT)	d			0839						1038								1237
Matlock Bath (MTB)	d			0841						1040								1239
Cromford (CMF)	d			0844						1043								1242
Whatstandwell (WTS)	d			0849						1048								1247
Ambergate (AMB)	d			0855						1054								1253
Belper (BLP)	d			0900						1059								1258
Duffield (DFI)	d			0904						1103								1302
Derby (DBY)	6 a			0911	0940			1040		1110		1136			1229	1237		1309
Derby (DBY)	6 d	0751	0818	0855	0914		0958	1012		1112	1126		1225		1233			1312
Spondon (SPO)	d																	
Long Eaton (LGE)	d	0758a	0827	0902a	0923		1006a	1021		1121	1134a		1234a					1321
Attenborough (ATB)	d		0834	0930				1028		1128								1329
Beeston (BEE)	d		0837	0933				1031	1108	1132				1208			1308	1332
Nottingham (NOT)	6 a		0845	0942				1039	1115	1140				1214	1253		1315	1340
Newark Castle (NCT)	a																	
Lincoln (LCN)	a																	

NOTES (see introductory pages for explanation of train operator codes and standard symbols)

- a Arrival time
- d Departure time
- A To London St Pancras International, see table 52
- B From Sheffield to London St Pancras International, see table 52
- C To Newcastle, see table 40
- D To Edinburgh, see table 40
- E From London St Pancras International, see table 52
- F To Glasgow Central, see table 50

Bristol, Cardiff, Birmingham, Crewe, Stoke-on-Trent, Matlock and Derby to Nottingham

Sundays

Operator Train ID Days of operation/Notes 1st Class/Reservations/Bus/Ferry Catering facilities	EM 1C20 B	XC 1M94 G	XC 1S45 G	EM 1D14 E	EM 1C25 B	XC 1M64 G	XC 1S47 H	EM 1D18 E	EM 2A47	EM 1K00	EM 1C30 B	XC 1M99 G	XC 1S49 J	EM 1D22 E	EM 2A51	EM 1K02	EM 1C36 B	XC 1M67 G
Bristol Temple Meads (BRI)	10 d		1131				1231						1331					
Bristol Parkway (BPW)	7 d		1140				1240						1340					
Cardiff Central (CDF)	7 d		1045			1145						1245						1345
Newport (South Wales) (NWP)	d		1059			1159						1258						1401
Chepstow (CPW)	d																	
Lydney (LYD)	d																	
Gloucester (GCR)	7 d		1149			1249						1349						1449
Cheltenham Spa (CNM)	d		1159	1211		1259	1311					1359	1411					1459
Ashchurch for Tewkesbury (ASC)	d																	
Worcestershire Parkway (WOP)	d		1214			1314						1414						1514
University (UNI)	d		1239			1339						1439						1539
Birmingham New Street (BHM)	12 d		1249	1303		1349	1403					1449	1503					1549
Water Orton (WTO)	d																	
Wilnecote (WNE)	d											1504						
Tamworth (TAM)	d		1306			1406	1419					1508						1606
Burton-on-Trent (BUT)	d		1318	1326		1418						1520	1526					1618
Willington (WIL)	d																	
Crewe (CRE)	10 d									1404								1507
Alsager (ASG)	d									1413								1516
Kidsgrove (KDG)	d									1417								1520
Longport (LPT)	d									1424								1526
Stoke-on-Trent (SOT)	d									1429								1532
Longton (LGN)	d									1435								1537
Blythe Bridge (BYB)	d									1441								1543
Uttoxeter (UTT)	d									1453								1556
Tutbury & Hatton (TUT)	d									1502								1604
Peartree (PEA)	d																	
Matlock (MAT)	d								1442							1540		
Matlock Bath (MTB)	d								1444							1542		
Cromford (CMF)	d								1447							1545		
Whatstandwell (WTS)	d								1452							1550		
Ambergate (AMB)	d								1458							1557c		
Belper (BLP)	d								1503							1602		
Duffield (DFI)	d								1508							1606		
Derby (DBY)	6 a		1329	1336		1429	1437		1515	1518		1531	1536		1613	1620		1629
Derby (DBY)	6 d	1325	1333			1425	1433		1516		1528	1535			1615		1628	1633
Spondon (SPO)	d																	
Long Eaton (LGE)	d	1334a				1433a			1525		1537a				1624		1636a	
Attenborough (ATB)	d								1532						1631			
Beeston (BEE)	d							1527	1536					1611	1634			
Nottingham (NOT)	6 a		1353			1453		1533	1544			1555		1621	1642			1653
Newark Castle (NCT)	a																	
Lincoln (LCN)	a																	

NOTES (see introductory pages for explanation of train operator codes and standard symbols)

- a Arrival time
- d Departure time
- c Arrives 3 minutes earlier

- B From Sheffield to London St Pancras International, see table 52
- E From London St Pancras International, see table 52
- G From Plymouth to Aberdeen, see table 50
- H From Plymouth to Glasgow Central, see table 50
- J From Penzance to Newcastle, see table 50



## Bristol, Cardiff, Birmingham, Crewe, Stoke-on-Trent, Matlock and Derby to Nottingham

## Sundays

Operator Train ID Days of operation/Notes 1st Class/Reservations/Bus/Ferry Catering facilities	XC 1S51 K 1◇ ♣	EM 1D27 E ♣	EM 2A55	EM 1K04	EM 1D30 E ♣	EM 1C42 B ♣	XC 1M98 ♣	XC 1S53 D ♣	EM 2A57	EM 1D33 E ♣	EM 2A59	EM 1K06	EM 1D36 E ♣	EM 1C48 B ♣	XC 1M73 ♣	XC 1S55 K 1◇ ♣	EM 2A63	EM 1C53 B ♣
Bristol Temple Meads (BRI)	10 d	1431						1531								1631		
Bristol Parkway (BPW)	7 d	1440					1540									1640		
Cardiff Central (CDF)	7 d						1445								1545			
Newport (South Wales) (NWP)	d						1459								1559			
Chepstow (CPW)	d																	
Lydney (LYD)	d																	
Gloucester (GCR)	7 d						1549								1649			
Cheltenham Spa (CNM)	d	1511					1559	1611							1659	1711		
Ashchurch for Tewkesbury (ASC)	d																	
Worcestershire Parkway (WOP)	d						1614								1714			
University (UNI)	d						1639								1739			
Birmingham New Street (BHM)	12 d	1603					1649	1703							1749	1803		
Water Orton (WTO)	d																	
Wilnecote (WNE)	d																	
Tamworth (TAM)	d	1620					1706								1806	1820		
Burton-on-Trent (BUT)	d						1718	1726							1818			
Willington (WIL)	d																	
Crewe (CRE)	10 d			1609								1709						
Alsager (ASG)	d			1618								1718						
Kidsgrove (KDG)	d			1622								1722						
Longport (LPT)	d			1628								1728						
Stoke-on-Trent (SOT)	d			1634								1735						
Longton (LGN)	d			1639								1740						
Blythe Bridge (BYB)	d			1645								1746						
Uttoxeter (UTT)	d			1658								1759						
Tutbury & Hatton (TUT)	d			1706								1807						
Peartree (PEA)	d																	
Matlock (MAT)	d		1637									1742					1842	
Matlock Bath (MTB)	d		1639									1744					1844	
Cromford (CMF)	d		1642									1747					1847	
Whatstandwell (WTS)	d		1647									1752					1852	
Ambergate (AMB)	d		1653									1758					1858	
Belper (BLP)	d		1658									1803					1903	
Duffield (DFI)	d		1702									1807					1907	
Derby (DBY)	6 a	1639	1709	1723			1729	1736				1814	1823		1829	1839	1914	
Derby (DBY)	6 d		1711			1725	1733		1749		1816			1826	1833		1916	1923
Spondon (SPO)	d																	
Long Eaton (LGE)	d		1720			1733a						1825		1833a			1925	1931a
Attenborough (ATB)	d		1727									1832					1932	
Beeston (BEE)	d		1717	1731	1743				1808	1835		1845					1935	
Nottingham (NOT)	6 a		1723	1739	1750		1754		1810	1815	1843	1850		1854			1943	
Newark Castle (NCT)	a																	
Lincoln (LCN)	a																	

NOTES (see introductory pages for explanation of train operator codes and standard symbols)

a Arrival time  
d Departure time

B From Sheffield to London St Pancras International, see table 52  
D To Edinburgh, see table 40  
E From London St Pancras International, see table 52  
K From Plymouth to Edinburgh, see table 50

## Bristol, Cardiff, Birmingham, Crewe, Stoke-on-Trent, Matlock and Derby to Nottingham

## Sundays

Operator Train ID Days of operation/Notes 1st Class/Reservations/Bus/Ferry Catering facilities	EM 1K08	EM 1D42 E	XC 1M75	XC 1E63 L	EM 2A67	EM 1K10	EM 1D48 E	EM 1C56 B	XC 1M95	XC 1E67 M	EM 1C59 B	EM 2A71	EM 1K12	EM 1D54 E	XC 1M83	XC 1E73 N	EM 1D56 E	EM 2A75
		⌒	⌒	⌒			⌒	⌒	⌒	⌒	⌒		⌒	⌒	⌒	⌒	⌒	
Bristol Temple Meads (BRI)	10 d			1731						1831						1931		
Bristol Parkway (BPW)	7 d			1740						1840						1940		
Cardiff Central (CDF)	7 d		1645						1745						1845			
Newport (South Wales) (NWP)	d		1659						1759						1859			
Chepstow (CPW)	d																	
Lydney (LYD)	d																	
Gloucester (GCR)	7 d		1749						1849						1949			
Cheltenham Spa (CNM)	d		1759	1811					1859	1911					1959	2011		
Ashchurch for Tewkesbury (ASC)	d																	
Worcestershire Parkway (WOP)	d		1814						1914						2014			
University (UNI)	d		1839						1939						2039			
Birmingham New Street (BHM)	12 d		1849	1903					1949	2003					2049	2103		
Water Orton (WTO)	d																	
Wilnecote (WNE)	d		1904															
Tamworth (TAM)	d		1908						2006	2020					2106	2119		
Burton-on-Trent (BUT)	d		1920	1926					2017						2117	2130		
Willington (WIL)	d																	
Crewe (CRE)	10 d	1809				1909							2015					
Alsager (ASG)	d	1818				1918							2024					
Kidsgrove (KDG)	d	1822				1922							2028					
Longport (LPT)	d	1828				1928							2034					
Stoke-on-Trent (SOT)	d	1836c				1935							2039					
Longton (LGN)	d	1841				1940							2045					
Blythe Bridge (BYB)	d	1847				1946							2051					
Uttoxeter (UTT)	d	1900				1959							2103					
Tutbury & Hatton (TUT)	d	1908				2007							2112					
Peartree (PEA)	d																	
Matlock (MAT)	d			1941								2042						2144
Matlock Bath (MTB)	d			1943								2044						2146
Cromford (CMF)	d			1946								2047						2149
Whatstandwell (WTS)	d			1951								2052						2154
Ambergate (AMB)	d			1957								2058						2200
Belper (BLP)	d			2002								2103						2205
Duffield (DFI)	d			2006								2107						2209
Derby (DBY)	6 a	1924	1931	1937	2013	2023			2029	2039		2114	2128		2129	2140		2216
Derby (DBY)	6 d		1937		2015			2025	2034		2103	2116			2134			2219
Spondon (SPO)	d																	
Long Eaton (LGE)	d				2024			2033a			2111a	2125						2228
Attenborough (ATB)	d				2031							2132						2235
Beeston (BEE)	d		1944		2034		2044					2135		2141			2206	2238
Nottingham (NOT)	6 a		1950	1957	2043		2050		2054			2143		2147	2154		2212	2246
Newark Castle (NCT)	a																	
Lincoln (LCN)	a																	

NOTES (see introductory pages for explanation of train operator codes and standard symbols)

- a Arrival time  
d Departure time  
c Arrives 3 minutes earlier

- B From Sheffield to London St Pancras International, see table 52  
E From London St Pancras International, see table 52  
L To York, see table 53  
M From Plymouth to Leeds, see table 50  
N To Leeds, see table 53

## Bristol, Cardiff, Birmingham, Crewe, Stoke-on-Trent, Matlock and Derby to Nottingham

## Sundays

Operator Train ID Days of operation/Notes 1st Class/Reservations/Bus/Ferry Catering facilities	EM 1K14	XC 1E75 M 1◇ ♠	EM 1D61 E	EM 2A79	EM 1D64 E
Bristol Temple Meads (BRI)	10 d		2031		
Bristol Parkway (BPW)	7 d		2040		
Cardiff Central (CDF)	7 d				
Newport (South Wales) (NWP)	d				
Chepstow (CPW)	d				
Lydney (LYD)	d				
Gloucester (GCR)	7 d				
Cheltenham Spa (CNM)	d		2111		
Ashchurch for Tewkesbury (ASC)	d				
Worcestershire Parkway (WOP)	d				
University (UNI)	d				
Birmingham New Street (BHM)	12 d		2203		
Water Orton (WTO)	d				
Wilnecote (WNE)	d				
Tamworth (TAM)	d		2220		
Burton-on-Trent (BUT)	d				
Willington (WIL)	d				
Crewe (CRE)	10 d	2117			
Alsager (ASG)	d	2126			
Kidsgrove (KDG)	d	2131			
Longport (LPT)	d	2137			
Stoke-on-Trent (SOT)	d	2142			
Longton (LGN)	d	2148			
Blythe Bridge (BYB)	d	2154			
Uttoxeter (UTT)	d	2207			
Tutbury & Hatton (TUT)	d	2216			
Peartree (PEA)	d				
Matlock (MAT)	d			2256	
Matlock Bath (MTB)	d			2258	
Cromford (CMF)	d			2301	
Whatstandwell (WTS)	d			2306	
Ambergate (AMB)	d			2312	
Belper (BLP)	d			2318	
Duffield (DFI)	d			2323	
Derby (DBY)	6 a	2232	2239	2330	
Derby (DBY)	6 d			2332	
Spondon (SPO)	d				
Long Eaton (LGE)	d			2341	
Attenborough (ATB)	d			2348	
Beeston (BEE)	d		2320	2352	0022
Nottingham (NOT)	6 a		2326	2359	0028
Newark Castle (NCT)	a				
Lincoln (LCN)	a				

NOTES (see introductory pages for explanation of train operator codes and standard symbols)

a Arrival time  
d Departure time

E From London St Pancras International, see table 52

M From Plymouth to Leeds, see table 50